

Manuals+

[Q & A](#) | [Deep Search](#) | [Upload](#)

[manuals.plus](#) /

- › [Bloody](#) /
- › [Bloody M30 TWS True Wireless Earbuds Instruction Manual](#)

Bloody M30

Bloody M30 TWS True Wireless Earbuds Instruction Manual

Model: M30

INTRODUCTION

Thank you for choosing the Bloody M30 TWS True Wireless Earbuds. These earbuds are designed to provide a high-quality audio experience with features like Bluetooth 5.0 connectivity, IPX4 water resistance, and intuitive touch controls. This manual will guide you through the setup, operation, and maintenance of your new earbuds.

WHAT'S IN THE BOX

- Bloody M30 TWS True Wireless Earbuds
- Wireless Charging Case
- USB-C Charging Cable
- Multiple sizes of ear tips (S, M, L)
- User Manual




Image: Package contents showing the Bloody M30 earbuds, charging case, and various accessories.


SETUP

1. Charging the Earbuds and Case

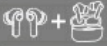
Before first use, fully charge the earbuds and the charging case. Place the earbuds into the charging case. Connect the charging case to a power source using the provided USB-C cable. A full charge typically takes approximately 1.5 hours. The charging case provides up to 22 hours of total playtime with multiple charges.

22H Playing Time


Playing All Day Long.



4H Continuous Playing Time



22H Playing Time with Charging Case



TYPE-C Quick Charging




Image: Bloody M30 earbuds in their charging case, highlighting the 22-hour total playtime and Type-C quick charging feature.

2. Pairing with Your Device (One-Step Pairing)

- 1. Ensure your device's Bluetooth is turned on.
- 2. Open the charging case and take out the Bloody M30 earbuds. They will automatically enter pairing mode.
- 3. On your device, go to Bluetooth settings and select "Bloody M30" from the list of available devices to connect.
- 4. Once connected, you will hear an audio prompt, and the earbuds are ready for use.

M30 True Wireless Earbuds

Enjoy Crystal Clear Sound Every Time



Bluetooth v5.0



Touch Control



Quick Pairing



Mini Case



Voice Assistant



Water Resistant



Image: A visual guide demonstrating the one-step pairing process, where the earbuds are taken from the case and connected via a smartphone's Bluetooth settings.

OPERATING INSTRUCTIONS

1. Wearing the Earbuds

The Bloody M30 earbuds come with three sizes of ear tips (S, M, L) to ensure a comfortable and secure fit. Choose the ear tips that best fit your ears for optimal sound quality and comfort. Insert the earbuds gently into your ear canal and rotate them slightly until they feel snug and stable. The ergonomic design helps them stay in place during movement.

Ergonomic Design

The soft material earplugs fit perfectly on your auricle and won't fall off whether you are moving or jumping.




Image: A user wearing the Bloody M30 earbuds, demonstrating their comfortable and secure fit, along with an illustration of the ergonomic design and available ear tip sizes.

2. Touch Controls

The Bloody M30 earbuds feature intuitive touch controls on each earbud for managing audio playback, calls, and voice assistant activation.

Action	Left Earbud (L)	Right Earbud (R)
Volume -	Long Tap (2 seconds)	N/A
Volume +	N/A	Long Tap (2 seconds)
Play / Pause / Answer Call	Single Tap	Single Tap
Previous Track	Double Tap	N/A
Next Track	N/A	Double Tap
Voice Assistant	Triple Tap	Triple Tap

Small Touch Control

Easily control the earphones with one finger.



Volume -
Long Tab 2S



Volume +
Long Tab 2S



Play / Call
Single Tap



Play / Call
Single Tap



Previous Track
Double Tap



Next Track
Double Tap



Voice Assistant
Triple Tap



Voice Assistant
Triple Tap



Image: A detailed diagram outlining the various touch control functions for both the left and right Bloody M30 earbuds.

MAINTENANCE

1. Water Resistance (IPX4)

The Bloody M30 earbuds are rated IPX4, meaning they are resistant to splashing water from any direction. This makes them suitable for workouts and light rain. However, they are not designed for submersion in water. Avoid exposing them to strong jets of water or swimming.

IPX4 Waterproof

Can resistant to water splashes from any direction.



Image: The Bloody M30 earbuds and charging case being splashed with water, illustrating their IPX4 water-resistant capability.

2. Cleaning and Storage

- Regularly clean the earbuds and charging case with a soft, dry, lint-free cloth.
- Remove ear tips and clean them with mild soap and water, then dry thoroughly before reattaching.
- Avoid using abrasive materials or harsh chemicals.
- Store the earbuds in their charging case when not in use to protect them and keep them charged.
- Keep the earbuds and case away from extreme temperatures and direct sunlight.

TROUBLESHOOTING

If you encounter issues with your Bloody M30 earbuds, refer to the following common solutions:

- **Earbuds not pairing:**
 - Ensure both earbuds are charged.

- Place earbuds back in the case, close it, then open it again to re-initiate pairing mode.
- Turn off and on your device's Bluetooth.
- Forget "Bloody M30" from your device's Bluetooth list and try pairing again.

• **No sound or low volume:**

- Check the volume levels on both your device and the earbuds.
- Ensure earbuds are properly seated in your ears.
- Reconnect the earbuds to your device.

• **Earbuds not charging:**

- Ensure the charging cable is securely connected to both the case and the power source.
- Check if the charging contacts on the earbuds and inside the case are clean and free of debris.
- Try a different USB-C cable or power adapter.

• **Intermittent connection:**

- Ensure you are within the 10-meter Bluetooth range of your device.
- Avoid obstacles between the earbuds and your device that might interfere with the signal.
- Minimize interference from other wireless devices.

SPECIFICATIONS

Model Name	M30
Connectivity Technology	Wireless (Bluetooth 5.0)
Bluetooth Range	Up to 10 meters (33 feet)
Battery Life (Earbuds)	Approx. 4 hours continuous playtime
Total Playtime (with Charging Case)	Up to 22 hours
Charging Time	Approx. 1.5 hours
Water Resistance Rating	IPX4
Noise Control	Sound Isolation
Control Type	Touch (Media Control)
Material	Plastic, Silicone
Item Weight	0.11 Kilograms (3.73 ounces)
Compatible Devices	Smartphones, Tablets, Laptops, Desktops

High Premium Sound System

Indulge in crisp highs, deep mids,
and satisfying bass.




Image: An exploded view of the Bloody M30 earbud, illustrating its internal sound system components for high-quality audio.

WARRANTY AND SUPPORT

For warranty information and customer support, please refer to the warranty card included in your product packaging or visit the official Bloody website. Keep your proof of purchase for any warranty claims.

Manufacturer: Bloody