

SwitchBot W1801200

SwitchBot Pan/Tilt Cam 1080P Indoor Camera User Manual

Model: W1801200

1. INTRODUCTION

This manual provides comprehensive instructions for the installation, operation, and maintenance of your SwitchBot Pan/Tilt Cam 1080P Indoor Camera. Please read this manual thoroughly before using the device to ensure proper functionality and safety. This camera is designed for indoor use to monitor various environments, including nurseries, living rooms, and offices, offering features such as 1080P HD video, pan and tilt functionality, motion detection, night vision, and two-way audio.

2. PACKAGE CONTENTS

Verify that all items are present in the package:

- SwitchBot Pan/Tilt Cam × 1
- Base × 1
- Micro USB Cable (2m) × 1
- USB Adaptor × 1
- Screw Pack × 1 (for wall mounting)
- Reset Pin × 1
- Sticker × 1
- User Manual × 1

3. PRODUCT FEATURES

The SwitchBot Pan/Tilt Cam offers a range of features for enhanced indoor monitoring:

- **Clear 1080P HD Video:** Enjoy 24/7 live stream video in full 1080p HD resolution. The camera supports 360°

horizontal pan and 115° vertical tilt for comprehensive coverage.

- **Instant App Notifications:** Receive alerts on your smartphone when motion is detected. The camera records video clips, accessible via the app's playback feature.
- **Night Vision:** Equipped with 8 infrared LEDs, the camera provides clear visibility in low-light conditions, allowing you to see details in darkness.
- **Two-Way Audio:** Communicate directly through the camera using the built-in microphone and speaker. This feature allows for real-time interaction with individuals or pets in the camera's vicinity.
- **Privacy Protection:** Supports local storage via a microSD card (up to 128GB, not included) and optional cloud storage. Data transmission is secured using HTTPS technology.
- **Smart Home Integration:** Compatible with Amazon Alexa and Google Assistant for voice control. Can be paired with a SwitchBot Hub Mini (sold separately) to create home automation scenarios with other SwitchBot products.

High-Level Encryption Technology



The SwitchBot Pan/Tilt Cam on a shelf, accompanied by icons representing its key features: 24/7 live streaming, video playback, cloud storage, support for up to 128GB local storage, privacy mode, and robust data and account security.

4. SETUP

4.1 Initial Placement

Place the camera on a flat surface or mount it to a wall or ceiling. Ensure the camera is within range of your 2.4GHz Wi-Fi network. The camera is designed for indoor use only.

4.2 Power Connection

1. Connect the Micro USB cable to the camera's power port.
2. Plug the USB adaptor into a standard power outlet.
3. The camera will power on, and the indicator light will begin to flash, indicating it is ready for pairing.

4.3 App Download and Account Creation

1. Download the SwitchBot app from the App Store (iOS) or Google Play Store (Android).
2. Open the app and create a new account or log in to an existing one.

4.4 Device Pairing

1. In the SwitchBot app, tap the "+" icon to add a new device.
2. Select "Pan/Tilt Cam" from the list of devices.
3. Follow the on-screen instructions to connect the camera to your 2.4GHz Wi-Fi network. Ensure your smartphone is also connected to the same 2.4GHz network during setup.
4. The app will display a QR code. Position your camera to scan this QR code from your phone screen.
5. Once the camera successfully scans the QR code, it will connect to your Wi-Fi network. The indicator light will turn solid blue when connected.



The SwitchBot Pan/Tilt Cam (Model W1801200) shown alongside a smartphone displaying its live video feed, illustrating its use for monitoring pets or children.

5. OPERATING INSTRUCTIONS

5.1 Live View and Pan/Tilt Control

Open the SwitchBot app and select your Pan/Tilt Cam to access the live video feed. Use the on-screen controls to pan (move horizontally) and tilt (move vertically) the camera lens to adjust your viewing angle.

Enjoy Clearer Images in 1080P Full HD



Diagram illustrating the SwitchBot Pan/Tilt Cam's 360-degree horizontal rotation and 115-degree vertical tilt capabilities, providing comprehensive room coverage.

5.2 Two-Way Audio

While in live view, tap the microphone icon in the app to speak through the camera's speaker. Tap the speaker icon to listen to audio from the camera's environment.

Two-Way Audio



An image demonstrating the two-way audio feature of the SwitchBot Pan/Tilt Cam, with a dog on a couch and speech bubbles indicating communication between the user and the pet.

5.3 Motion Detection and Notifications

Enable motion detection in the app settings. When motion is detected, the camera will record a short video clip and send an instant notification to your smartphone. You can adjust the sensitivity of motion detection within the app.

Alert Notification

Get alerts right on your smartphone
whenever motion is detected



A visual representation of the motion detection alert feature, showing a smartphone receiving a notification from the SwitchBot Pan/Tilt Cam when motion is detected.

5.4 Night Vision

The camera automatically switches to night vision mode in low-light conditions, utilizing its infrared LEDs to provide clear black-and-white video.

5.5 Privacy Mode

Activate Privacy Mode through the app to physically rotate the camera lens downwards, blocking its view and disabling recording for enhanced privacy.

Part of SwitchBot Ecosystem

Create home automation with SwitchBot Family



An illustration of the privacy mode feature of the SwitchBot Pan/Tilt Cam, showing the camera lens physically covered for enhanced privacy.

5.6 Patrol Mode

Configure Patrol Mode in the app to set specific viewpoints and schedule the camera to automatically pan and tilt between these locations, providing automated monitoring of different areas.

Patrol Mode

Set certain viewpoints and schedule your camera to check the room



A diagram demonstrating the Patrol Mode feature, where the SwitchBot Pan/Tilt Cam automatically cycles through pre-set viewpoints to monitor different areas of a room.

5.7 Smart Assistant Integration

To use voice commands with Amazon Alexa or Google Assistant, link your SwitchBot account within the respective smart assistant app. You can then use commands like "Alexa, show me the living room camera."

Works with Alexa

“Alexa, show me the living room!”



The SwitchBot Pan/Tilt Cam integrated with an Alexa-enabled smart display, showing a live feed and illustrating voice control functionality.

6. MAINTENANCE

6.1 Cleaning

To clean the camera, gently wipe the lens and exterior with a soft, dry cloth. Avoid using harsh chemicals or abrasive materials that could damage the device.

6.2 Firmware Updates

Periodically check the SwitchBot app for available firmware updates. Keeping your camera's firmware up-to-date ensures optimal performance, security, and access to new features.

7. TROUBLESHOOTING

If you encounter issues with your SwitchBot Pan/Tilt Cam, refer to the following common solutions:

- **Camera Offline:** Ensure the camera is properly powered and within range of your 2.4GHz Wi-Fi network. Check your router for internet connectivity. Try restarting the camera by unplugging and re-plugging it.
- **Failed Pairing:** Confirm your Wi-Fi network is 2.4GHz. Ensure your phone is connected to the same 2.4GHz network during setup. Verify the QR code is displayed clearly on your phone screen and the camera lens is clean.
- **Poor Video Quality:** Check your Wi-Fi signal strength. Ensure the camera lens is clean.
- **Motion Detection Not Working:** Verify motion detection is enabled in the app settings and adjust sensitivity if necessary. Ensure the camera's view is not obstructed.
- **Two-Way Audio Issues:** Check the volume settings on your phone and within the app. Ensure there are no obstructions blocking the camera's microphone or speaker.

For more detailed troubleshooting, please refer to the official SwitchBot Troubleshooting Guide (PDF) available on the product support page.

8. SPECIFICATIONS

Feature	Specification
Model Number	W1801200
Indoor/Outdoor Usage	Indoor
Video Capture Resolution	1080p
Viewing Angle	360 Degrees (Pan), 115 Degrees (Tilt)
Connectivity Protocol	Wi-Fi (2.4GHz only)
Power Source	Corded Electric (5 watts)
Compatible Devices	Smartphone, Tablet
Controller Type	Amazon Alexa, Google Assistant, App Control, Voice Control
Storage	MicroSD card (up to 128GB, not included), Cloud Storage
Low Light Technology	Night Color (Infrared)
Alert Type	Motion Only
Dimensions (L x W x H)	6.26 x 4.09 x 3.94 inches
Item Weight	13.7 ounces
Material	Plastic
Installation Type	Screw In (Wall Mount)
International Protection Rating	IP65

9. WARRANTY AND SUPPORT

SwitchBot products are covered by a limited warranty. For specific warranty terms and conditions, please refer to the warranty information provided with your purchase or visit the official SwitchBot website.

If you require technical assistance or have questions regarding your SwitchBot Pan/Tilt Cam, please contact SwitchBot Customer Support through the app or their official website. You can also find additional resources, including the full User Guide and Troubleshooting Guide, on the SwitchBot support pages.

Official User Guide (PDF): [Download Here](#)

Troubleshooting Guide (PDF): [Download Here](#)



Related Documents - W1801200

	<p>SwitchBot Pan/Tilt Cam 2K User Manual - Setup, Features, and Specifications</p> <p>Comprehensive user manual for the SwitchBot Pan/Tilt Cam 2K (W3101100), detailing package contents, specifications, installation, features like pan-tilt control, motion detection, third-party integration, night vision, privacy mode, and troubleshooting. Includes safety and regulatory information.</p>
	<p>SwitchBot Pan/Tilt Cam 2K: User Manual & Setup Guide</p> <p>Comprehensive guide to setting up and using the SwitchBot Pan/Tilt Cam 2K, featuring 2K resolution, 360° pan/tilt, motion tracking, night vision, and smart home integration.</p>
	<p>SwitchBot Pan/Tilt Cam User Manual - Setup, Features, and Specifications</p> <p>Comprehensive user manual for the SwitchBot Pan/Tilt Cam (Model W1801200), covering package contents, specifications, setup instructions, features like motion detection and night vision, safety information, warranty, and support.</p>
	<p>SwitchBot Bot User Manual: Smart Button Pusher Guide</p> <p>Comprehensive user manual for the SwitchBot Bot, detailing setup, installation, operation modes, voice commands, connectivity, specifications, safety, and warranty information for this smart home automation device.</p>
	<p>SwitchBot MeterTH S1 Thermometer and Hygrometer User Manual</p> <p>User manual for the SwitchBot MeterTH S1, a wireless thermometer and hygrometer. Learn about package contents, installation, features, specifications, and troubleshooting.</p>
	<p>SwitchBot Hub Mini: User Manual and Smart Home Guide</p> <p>Discover the SwitchBot Hub Mini, a smart home device that unifies control of your infrared appliances. This comprehensive user manual covers setup, features like voice assistant integration (Google Assistant, Alexa, Siri), automation, and troubleshooting.</p>

[\[pdf\]](#) User Manual Installation Guide Instructions Specifications


R Curtain EN 2103 User manual Woan Technology Shenzhen Co Ltd W1801200 2AKXB

2AKXBW1801200 w1801200

: Pan Tilt Cam- SMS-EN2111 : V1.0-2111 128g ZBH 2021/11/17 70mm X 97mm
Pan/Tilt Cam User Ma ... an body. CE DOC Hereby, Woan Technology Shenzhen
Co., Ltd. declares that the radio equipment type **W1801200** is in compliance with
Directive 2014/53/EU. The full text of the EU declaration of conformi...

lang:en **score:40** filesize: 3.39 M page_count: 3 document date: 2021-11-17

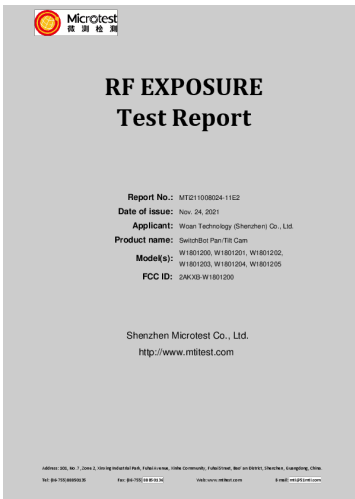
文件名称: Pan Tilt Cam- SMS-EN2111	文件编号: 2111	文件日期: 2021.11.17
版本号: V1.0-2111	规格尺寸: 70mm X 97mm	
材料规格: 1.2mm厚铝板, 铝型材		
测试内容:		
备注: 仅供参考, 不作为依据		



[\[pdf\]](#) Instructions Test Report

Measurement Report Leo su Test reports Woan Technology Shenzhen Co Ltd W1801200 SwitchBot Pan
Tilt Cam 2AKXB 2AKXBW1801200 w1801200

Test Report Report No.: MTi211008024-11E1 Date of issue: Nov. 24, 2021 Applicant:
Woan Technology Shenzhen Co., Ltd. Product name: SwitchBot Pan/Tilt Cam
W1801200, W1801201, W1801202, Model s : W1801203, W1801204, W1801205
FCC ID: 2AKXB-**W1801200** Shenzhen Microtest Co., Ltd. http://www.mttest.com ...
lang:en **score:38** filesize: 3.04 M page_count: 58 document date: 2021-11-26



[\[pdf\]](#) Instructions Test Report SAR Rating

4 Leo su Microsoft RF Exposure Woan Technology Shenzhen Co Ltd W1801200 SwitchBot Pan Tilt Cam
2AKXB 2AKXBW1801200 w1801200

RF EXPOSURE Test Report Report No.: MTi211008024-11E2 Date of issue: Nov. 24,
2021 Applicant: Woan Technology Shenzhen Co., Ltd. Product name: SwitchBot
Pan/Tilt Cam **W1801200**, W1801201, W1801202, Model s : W1801203, W1801204,
W1801205 FCC ID: 2AKXB-**W1801200** Shenzhen Microtest Co., Ltd. http://www....
lang:en **score:37** filesize: 243.55 K page_count: 5 document date: 2021-11-26

[\[pdf\]](#) User Manual Quick Start Guide

SwitchBot Pan Tilt Cam User Manual NL Nederlands UK drive google file d

17Mj0So8FFKfSWFUp9dqsg7N9RcrmMvb view usp sharing |||

Pan/Tilt Camera Gebruikshandleiding Lees deze gebruikshandleiding zorgvuldig door
voordat u uw appar ... Resetgaatje MicroUSB-poort Achterzijde Specificaties
Productnaam: SwitchBot Pan/Tilt Camera Model:**W1801200** Voedingsingang: 5 V 2 A
Videoresolutie: 1080P HD Beeldcompressie: H.264 Gezichtsveld: 88 di...
lang:nl **score:37** filesize: 1.65 M page_count: 2 document date: 2025-02-20




[\[pdf\]](#) User Manual Installation Guide Instructions Specifications

R Curtain EN 2103 SwitchBot Pan Tilt Cam User Manual for Help Center support switch bot hc article attachments 6882503500567 |||



Pan/Tilt Cam User Manual Package Contents Pan/Tilt Cam x 1 Base x 1 User Manual x 1 Screw Pack ... Speaker Reset Hole Micro USB Port Back Specifications Product Name: SwitchBot Pan/Tilt Cam Model: **W1801200** Power Input: 5V 2A Video Resolution: 1080P HD Image Compression: H.264 Camera Angle: 88 di...
lang:en score:36 filesize: 1.13 M page_count: 2 document date: 2022-01-12




[\[pdf\]](#)

65 Adria Galin Pons Applus Letter Authorization Woan Technology Shenzhen Co Ltd W1801200

SwitchBot Pan Tilt Cam 2AKXB 2AKXBW1801200 w1801200

C5266091_X8_Ed.1 Letter of Authorization Company: Woan Technology Shenzhen Co., Ltd. Address: Room ... istrict, Shenzhen, Guangdong, P.R.China, 518100. Product Name: SwitchBot Pan/Tilt Cam Model Number: **W1801200**, W1801201, W1801202, W1801203, W1801204, W1801205 FCC Identifier: 2AKXB-**W1801200**
We authori...

lang:en score:36 filesize: 85.29 K page_count: 1 document date: 2021-11-26



[\[pdf\]](#) Decleration of Conformity

COCO Model family declaration Woan Technology Shenzhen Co Ltd W1801200 SwitchBot Pan Tilt Cam 2AKXB 2AKXBW1801200 w1801200

Woan Technology Shenzhen Co., Ltd. Model difference statement Product Name: SwitchBot Pan/Tilt Cam Model No.: **W1801200**, W1801201, W1801202, W1801203, W1801204, W1801205 We Woan Technology Shenzhen Co., Ltd., Room 1101, Qiancheng Commercial Center, No. 5 Haicheng Road, Mabu Community, Xixiang Su...

lang:i-klnglon score:35 filesize: 190.8 K page_count: 1 document date: 2021-11-26

[\[pdf\]](#) User Manual

SwitchBot Pan Tilt Cam User Manual NL Gebruikershandleiding Bewakingscamera 1080P WiFi camera met 360° 115° gezichtsvelddekking bewegingsdetectie 2 weg audiosysteem nachtzicht Alexa Google compatibel Amazon.nl Elektronica A1sKGqBO1WL m media amazon images I |||

Pan/Tilt Camera Gebruikshandleiding Lees deze gebruikshandleiding zorgvuldig door voordat u uw appar ... Resetgaatje MicroUSB-poort Achterzijde Specificaties

Productnaam: SwitchBot Pan/Tilt Camera Model:**W1801200** Voedingsingang: 5 V 2 A Videoresolutie: 1080P HD Beeldcompressie: H.264 Gezichtsveld: 88 di...

lang:nl **score:33** filesize: 1.53 M page_count: 2 document date: 2022-08-18




[\[pdf\]](#) Frequently Asked Questions Troubleshooting Guide Guide

SwitchBot Baby Monitor Indoor Camera 360 degree 1080P Pan Tilt Smart WiFi 2 4G Pet for Home Security with Motion Detection Night Vision Two Way Audio Works Alexa Google Assistant W1801200 Troubleshooting Guide Wonderlabs B0BLMHR5FB B09TT5HJD5 71lex8SsLgL m media amazon images I |||

FAQ for SwitchBot Pan Tilt Cam 1080P 2K Q: How to reset the SwitchBot Pan/Tilt Cam A: 1. Delete the Pan/Tilt Cam from the SwitchBot account. Please note that the Pan/Tilt Cam cannot be reset or initialized when it has been signed up in the SwitchBot account . 2. Use the reset pin to click into t...

lang:en **score:30** filesize: 157.28 K page_count: 4 document date: 2022-12-19




[\[pdf\]](#) Confidentiality Request Letter

Adria Galin Pons Applus Confidentiality Woan Technology Shenzhen Co Ltd W1801200 SwitchBot Pan Tilt Cam 2AKXB 2AKXBW1801200 w1801200

C5266091_X10_Ed.2 Woan Technology Shenzhen Co., Ltd. Office of Engineering Technology Federal Communications Commission 7435 Oakland Mills Road Columbia, MD 21046 Subject: Request for Confidentiality FCC ID: 2AKXB-**W1801200**

Date: 11/26/2021 To Whom It May Concern, Pursuant to the provisions of ...

lang:en **score:26** filesize: 109.19 K page_count: 2 document date: 2021-11-26



[\[pdf\]](#) User Manual Guide

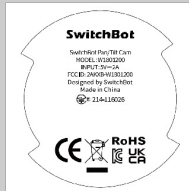
SwitchBot Pan Tilt Cam User Manual EN Baby Monitor Indoor Camera 360 degree 1080P Smart WiFi 2 4G Pet for Home Security with Motion Detection Night Vision Two Way Audio Works Alexa Google Assistant W1801200 Guide Wonderlabs B0BLMHR5FB B09TT5HJD5 C1lUgdACPzL m media amazon images I |||

...


lang:en **score:25** filesize: 6.86 M page_count: 2 document date: 2022-08-05



Label



Location



[\[pdf\]](#) Label

Danny Microsoft ID label and location Woan Technology Shenzhen Co Ltd W1801200 SwitchBot Pan Tilt Cam 2AKXB 2AKXBW1801200 w1801200

Label Location ...

lang:en score:14 filesize: 131.71 K page_count: 1 document date: 2021-11-19