

boAt Airdopes 441

boAt Airdopes 441 Truly Wireless Earbuds

Model: Airdopes 441

INTRODUCTION

Welcome to the user manual for your new boAt Airdopes 441 Truly Wireless Earbuds. These earbuds are designed to provide an immersive audio experience with advanced features for your convenience. Please read this manual carefully to ensure proper use and maintenance of your device.

Key features include:

- Up to 30 hours of total playback (5 hours per charge + 25 hours with charging case).
- 6mm audio drivers for immersive sound.
- IWP (Insta Wake N' Pair) Technology for seamless instant connection.
- IPX7 water and sweat resistance.
- Advanced capacitive touch controls.
- Bluetooth v5.0 for stable wireless connectivity.
- USB Type-C charging port.

SETUP

Package Contents

Before you begin, please ensure all items are present in the package:

- 1 x TWS Earbuds (boAt Airdopes 441)
- 1 x Charging Cable (USB Type-C)
- 1 x User Manual
- 2 x Additional Earbuds (ear tips)

Charging the Earbuds and Case

It is recommended to fully charge the earbuds and the charging case before first use.

1. Place both earbuds into the charging case. Ensure they are correctly seated in their respective slots.
2. Connect the USB Type-C charging cable to the charging port on the case and the other end to a USB power source (e.g., wall adapter, computer USB port).
3. The LED indicator on the charging case will show charging status. Once fully charged, the indicator will change or turn off depending on the model.



Image: boAt Airdopes 441 earbuds placed in their charging case, illustrating the charging process.



Image: Visual representation of the Airdopes 441's battery life, highlighting up to 30 hours of total playback and 5 hours per single charge.

Initial Pairing (IWP Technology)

The Airdopes 441 feature Insta Wake N' Pair (IWP) Technology for quick and seamless connection.

1. Open the lid of the charging case. The earbuds will automatically power on and enter pairing mode.
2. On your device (smartphone, tablet, etc.), enable Bluetooth.
3. Search for "Airdopes 441" in the list of available Bluetooth devices and select it to connect.
4. Once connected, you will hear an audio prompt, and the LED indicator on the earbuds will confirm successful pairing.

Immersive Audio

6mm Audio Drivers



Image: Illustration of the IWP Technology, showing a smartphone successfully paired with the Airdopes 441 upon opening the charging case.

OPERATING INSTRUCTIONS

Power On/Off

- **Power On:** Open the charging case lid. The earbuds will automatically power on. Alternatively, long-press the touch control on both earbuds for 3 seconds.
- **Power Off:** Place the earbuds back into the charging case and close the lid. They will automatically power off. Alternatively, long-press the touch control on both earbuds for 5 seconds.

Touch Controls

The Airdopes 441 feature intuitive capacitive touch controls on each earbud.

Function	Action
Play/Pause Music	Single tap on either earbud.
Next Track	Double tap on the right earbud.
Previous Track	Double tap on the left earbud.
Answer/End Call	Single tap on either earbud.
Reject Call	Long press on either earbud for 2 seconds.
Activate Voice Assistant	Triple tap on either earbud.

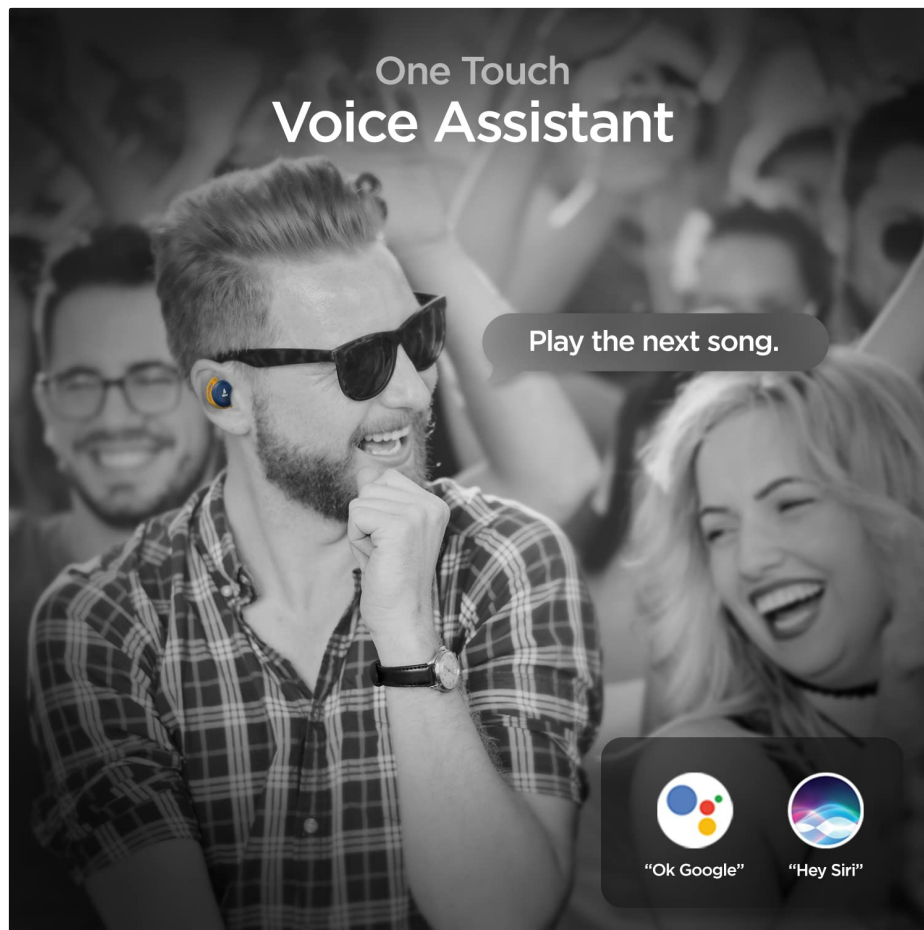


Image: Demonstrating the one-touch voice assistant feature of the AirPods 441.

Wearing the Earbuds

For optimal sound quality and a secure fit, ensure the earbuds are properly seated in your ears.

- Identify the Left (L) and Right (R) earbuds.
- Gently insert each earbud into your ear canal and twist slightly to secure them.
- Experiment with the different sizes of ear tips provided to find the most comfortable and secure fit.

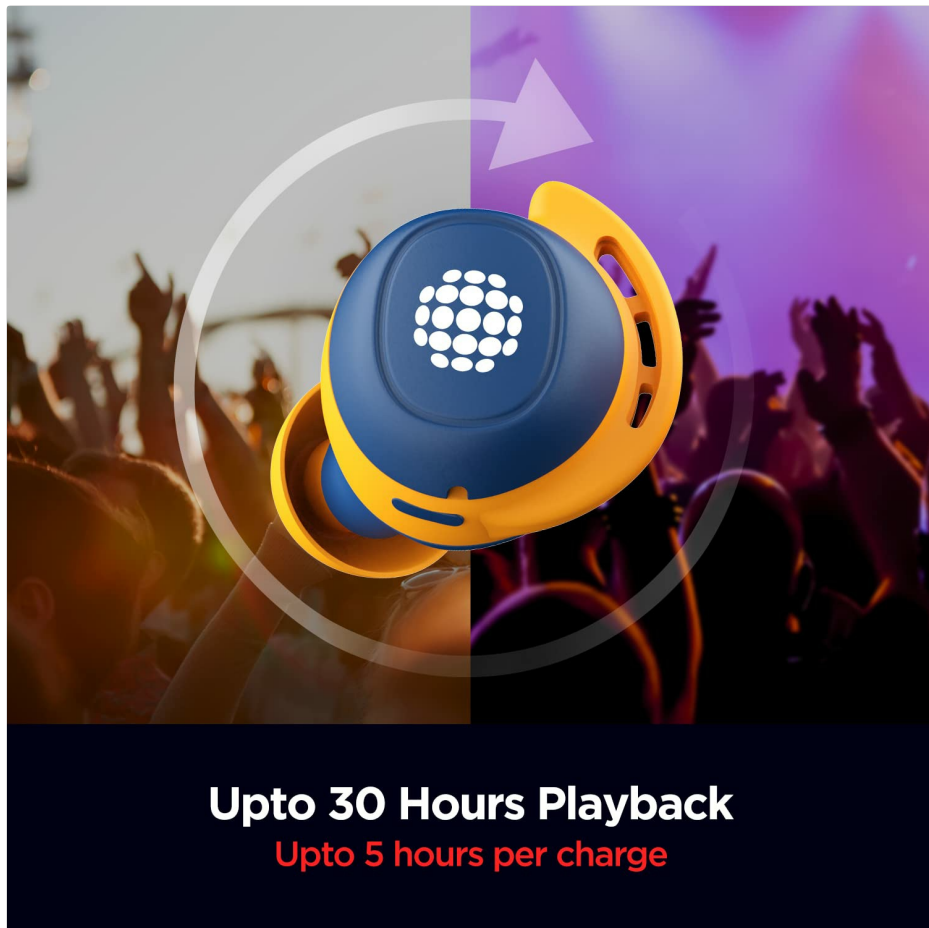


Image: Detailed view of the Airdopes 441 earbuds, highlighting their design for a secure and comfortable fit.

MAINTENANCE

Cleaning and Care

- Regularly clean the earbuds and charging case with a soft, dry, lint-free cloth.
- Remove ear tips and clean them separately with mild soap and water if necessary, ensuring they are completely dry before reattaching.
- Do not use abrasive cleaners, alcohol, or chemical solvents.
- Keep the charging contacts on both the earbuds and the case clean to ensure proper charging.

Water and Sweat Resistance (IPX7)

The Airdopes 441 are IPX7 rated, meaning they are protected against immersion in water up to 1 meter for up to 30 minutes. This makes them suitable for workouts and light rain.

- Do not intentionally submerge the earbuds in water for extended periods or beyond the specified depth.
- Ensure the earbuds are completely dry before placing them back into the charging case to prevent damage.
- The charging case is **not** water-resistant.



Image: Visual demonstration of the Airdopes 441's IPX7 water and sweat resistance.

Storage

When not in use, store the earbuds in their charging case to protect them and keep them charged.

- Store in a cool, dry place away from direct sunlight and extreme temperatures.
- Avoid dropping or subjecting the earbuds and case to strong impacts.

TRUBLESHOOTING

If you encounter any issues with your Airdopes 441, refer to the following common problems and solutions:

Earbuds Not Pairing/Connecting

- Ensure both earbuds are charged.
- Make sure Bluetooth is enabled on your device and the earbuds are within range (typically 10 meters).
- Try placing the earbuds back in the case, closing the lid, waiting a few seconds, and then opening it again to re-initiate IWP.
- Forget "Airdopes 441" from your device's Bluetooth settings and try pairing again.
- Perform a factory reset (refer to the official boAt support website for specific instructions if needed, as this varies by model).

Only One Earbud Working

- Ensure both earbuds are charged.
- Place both earbuds back into the charging case, close the lid, and then open it again. This often re-syncs them.
- Clean the charging contacts on both earbuds and inside the case.
- Try re-pairing the earbuds with your device after forgetting the previous connection.

No Sound or Low Volume

- Check the volume level on both your connected device and the earbuds.
- Ensure the earbuds are properly seated in your ears.
- Try playing audio from a different application or source.
- Clean any debris from the earbud nozzles and ear tips.

SPECIFICATIONS

Detailed technical specifications for the boAt Airdopes 441:

Feature	Detail
Model Name	Airdopes 441
Connectivity Technology	Bluetooth v5.0
Audio Driver Type	6mm Dynamic Driver

Feature	Detail
Total Playback Time	Up to 30 Hours (5 hours per charge + 25 hours with case)
Water Resistance Rating	IPX7 (Water and Sweat Resistant)
Control Type	Capacitive Touch Controls
Voice Assistant Support	Yes (One-touch activation)
Charging Interface	USB Type-C
Item Weight	50 Grams
Product Dimensions	7 x 3.8 x 3.1 cm
Battery Type	Lithium Polymer (included)



Image: Internal components of the Airdopes 441, highlighting the 6mm audio drivers for immersive sound.

WARRANTY AND SUPPORT

Your boAt Airdopes 441 comes with a **1-year warranty** from the date of purchase. This warranty covers manufacturing defects.

For warranty claims, technical support, or any other inquiries, please contact boAt customer service through their official website or the contact details provided in your product packaging.

Please retain your purchase receipt as proof of purchase for warranty purposes.

For more information, visit the official boAt website:www.boat-lifestyle.com

Documents - boAt – Airdopes 441



[boAt Airdopes 441 Pro User Manual: Setup, Features, and Troubleshooting](#)
Comprehensive user manual for the boAt Airdopes 441 Pro true wireless earbuds. Learn about setup, basic functions, charging, trou
lang:en score:56 filesize: 870.32 K page_count: 1 document date: 2020-08-05

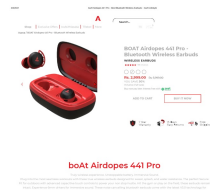


[\[pdf\] User Manual Quick Start Guide](#)
Airdopes 441 Reliance DigitalGet ready to immerse yourself in musical bliss with your very own pair of boAt Please consider this manual as guiding map towards tr
bWFzdGVyYHJvb3R8ODg5ODE3IGFwcGxpY2F0aW9uL3BkZnxxZmEvaDVhLzk5Mzl0MjEwMzg5MTAucGRmfDA4ZDU2MGViczJE5OTM5YjUyN2Q1MjRmNTkxMz
441 441 441 Keeps You Groovin Manual Setup Guide Get ready to immerse yourself in musical bliss with your very own pair of boAt
guiding map towards the shores of musical bliss. Knowledge of Bluetooth and device connectivity is essential for steer...
lang:en score:52 filesize: 868.96 K page_count: 1 document date: 2020-02-01



[boAt Airdopes 441 Twin Wireless Earbuds Manual and Setup Guide](#)

Comprehensive user manual and setup guide for boAt Airdopes 441 Twin Wireless Earbuds, covering features, pairing, usage, troubleshooting. lang:en score:42 filesize: 868.96 K page_count: 1 document date: 2020-02-01




[\[pdf\] Declaration of Conformity](#)

boAt Airdopes 441 Pro boat eardope pro 5 iming data5 SELLER Doc 2021 4 YG HA AM 108147969 |||
4/8/2021 boAt **Airdopes 441 Pro** - Best Bluetooth Wireless Earbuds boAt Lifestyle Search... Shop Exclusive Offers boAtXMasaba Tl
Bluetooth Wireless Earbuds BOAT **Airdopes 441 Pro** Bluetooth Wireless Earbuds WIRELESS EARBUDS 98 reviews Rs. 2,999.00 .
lang:en score:38 filesize: 805.08 K page_count: 7 document date: 2021-04-08



[boAt Airdopes 441 Pro True Wireless Earbuds User Manual and Guide](#)

Comprehensive user manual for boAt Airdopes 441 Pro true wireless earbuds. Learn about setup, basic functions, charging, troubleshooting. lang:en score:33 filesize: 870.33 K page_count: 1 document date: 2020-08-05



[\[pdf\] Declaration of Conformity](#)

Nalanda Enterprises boat airdopes 411 and 5 iming data5 SELLER Doc 2022 12 ZX SR VT 15678771 |||
91-8043856587 Nalanda Enterprises https://www.indiamart.com/nalandaenterprises-chandigarh/ Incepted ... exa Voice Remote Fire
AIRDOPES Our Products boAt **Airdopes 441 Pro** True Wireless Earbuds Boat Airdopes 131 Superman edition Boats Airdopes 141
lang:en score:21 filesize: 640.12 K page_count: 16 document date: 2022-12-21