

TOHUNZO BH628

TOHUNZO BH628 Wireless Bone Conduction Headphones

User Instruction Manual

1. INTRODUCTION

Thank you for choosing the TOHUNZO BH628 Wireless Bone Conduction Headphones. This open-ear headset is designed to provide a comfortable and safe audio experience, allowing you to stay aware of your surroundings while enjoying clear sound. Featuring Bluetooth 5.3 connectivity and an ENC noise-cancelling boom microphone, it is ideal for various applications including office work, business calls, driving, and online learning.



Image 1.1: The TOHUNZO BH628 Wireless Bone Conduction Headphones.

This image displays the TOHUNZO BH628 headphones, showcasing their open-ear design and integrated boom microphone. The sleek black finish and ergonomic shape are visible, highlighting the product's modern aesthetic and functional design.



OPEN-EAR & SAFETY

Keeping you connected and comfortable while working, driving, industrial, business settings, online teaching or learning

Image 1.2: Open-ear design for situational awareness.

A woman is shown wearing the TOHUNZO BH628 headphones while driving, illustrating the open-ear design that allows users to remain aware of their surroundings, enhancing safety during activities like driving or working in busy environments.

2. SETUP

2.1 Package Contents

Upon opening the package, please ensure all items are present:

- TOHUNZO BH628 Wireless Bone Conduction Headphones
- Charging Cable (USB)
- User Manual (this document)

2.2 Charging the Headphones

Before first use, fully charge the headphones. A full charge takes approximately 2 hours.

1. Connect the charging cable to the charging port on the headphones.
2. Connect the other end of the charging cable to a USB power source (e.g., computer USB port, USB

wall adapter).

3. The indicator light will show the charging status. It will typically turn off or change color once fully charged.

LONG BATTERY LIFE

Thanks to the 500mAh built-in battery, the earphones can be fully charged in 2 hours and last for 6-10 hours



Image 2.1: Charging and Battery Life.

This image illustrates the TOHUNZO BH628 headphones being charged, with icons indicating a standby time of 100 hours, 10 hours of talking, 12 hours of music playback, and a 2-hour charging time. This highlights the product's long battery life and quick charging capability.

2.3 Bluetooth Pairing

To connect your headphones to a device (smartphone, tablet, computer):

1. Ensure the headphones are charged and powered off.
2. Press and hold the power button until the indicator light flashes, indicating pairing mode.
3. On your device, enable Bluetooth and search for available devices.
4. Select "TOHUNZO BH628" from the list of found devices.
5. Once connected, the indicator light on the headphones will stop flashing or change to a steady light.

The headphones utilize Bluetooth 5.3 technology for a stable connection up to 15 meters (49 feet).

3. OPERATING INSTRUCTIONS

3.1 Power On/Off



- **Power On:** Press and hold the power button for approximately 3 seconds until you hear a power-on prompt.
- **Power Off:** Press and hold the power button for approximately 5 seconds until you hear a power-off prompt.

3.2 Basic Controls

The headphones feature touch controls for various functions:

- **Play/Pause:** Single tap the multi-function button.
- **Volume Up/Down:** Use the dedicated volume buttons (if present) or control via your connected device.
- **Next Track:** Double tap the multi-function button.
- **Previous Track:** Triple tap the multi-function button.
- **Answer/End Call:** Single tap the multi-function button during an incoming call or active call.
- **Reject Call:** Press and hold the multi-function button for 2 seconds during an incoming call.
- **Activate Voice Assistant (Siri/Google Assistant):** Quickly tap the function key twice.



Activate  **Siri or Google**  **Assistant**
Hey Siri Hey Google

Quickly tap the function key twice to wake up the voice function



Image 3.1: Voice Assistant Activation.

This image demonstrates how to activate voice assistants like Siri or Google Assistant by quickly tapping the function key twice on the TOHUNZO BH628 headphones, showing the user interacting with their phone's voice assistant interface.

3.3 Microphone Usage

The TOHUNZO BH628 features a dual microphone system with an adjustable boom microphone and ENC (Environmental Noise Cancelling) technology for clear conversations.

- Position the boom microphone close to your mouth for optimal voice pickup.
- The ENC technology actively reduces background noise, ensuring your voice is heard clearly even in loud environments.



Dual Mic Enc Noise Canceling

The headset features a built-in noise-cancelling microphone and an adjustable noise-cancelling boom microphone dual microphone. Clear conversations even in noisy environments.

Image 3.2: Dual Microphone with ENC Noise Cancelling.

A man is shown wearing the TOHUNZO BH628 headphones, highlighting the adjustable boom microphone and the dual-mic ENC noise-cancelling feature, which ensures clear conversations by eliminating background noise.

3.4 Wearing the Headphones

The open-ear, bone conduction design provides a comfortable and painless wearing experience, even for extended periods.

- Place the headphones so the bone conduction transducers rest on your cheekbones, just in front of your ears.
- The flexible band should wrap around the back of your head.
- The lightweight design (approximately 1.35 oz / 38g) and ergonomic fit ensure comfort, even when wearing glasses.

1.35oz



LIGHTWEIGHT & PAINLESS WEARING

ABS + Titanium Alloy Material. Ergonomic Design.

Wearing glasses also does not affect wearing

Bring you incredibly comfortable wearing experience.

Image 3.3: Lightweight and Painless Wearing.

This image features a man wearing the TOHUNZO BH628 headphones along with glasses, demonstrating the product's lightweight design (1.35oz) and ergonomic fit that ensures comfortable and painless wear, even for users who wear eyewear.

4. MAINTENANCE

4.1 Cleaning

- Wipe the headphones with a soft, dry, lint-free cloth.
- For stubborn dirt, slightly dampen the cloth with water. Do not use harsh chemicals or abrasive cleaners.
- Ensure the charging port is dry before charging.

4.2 Storage

- Store the headphones in a cool, dry place away from direct sunlight and extreme temperatures.
- Avoid placing heavy objects on the headphones.

4.3 Water Resistance

The TOHUNZO BH628 headphones are waterproof. While they can withstand splashes and sweat, avoid prolonged submersion in water to ensure longevity.

5. TROUBLESHOOTING

If you encounter issues with your TOHUNZO BH628 headphones, please refer to the following common solutions:

Problem	Possible Cause	Solution
Headphones do not power on.	Low battery.	Charge the headphones fully.
Cannot pair with device.	Headphones not in pairing mode; Bluetooth off on device; device too far.	Ensure headphones are in pairing mode (flashing indicator). Turn on Bluetooth on your device. Move device closer to headphones (within 15 meters). Forget previous pairings on your device and try again.
No sound or low volume.	Volume too low on headphones or device; not connected properly.	Increase volume on both headphones and connected device. Reconnect Bluetooth.
Poor call quality.	Microphone not positioned correctly; excessive background noise.	Adjust the boom microphone closer to your mouth. Ensure ENC is active. Move to a quieter environment if possible.

6. SPECIFICATIONS

Key technical specifications for the TOHUNZO BH628 Wireless Bone Conduction Headphones:

- Model Name:** TOHUNZO BH628
- Connectivity:** Bluetooth 5.3, Wireless
- Bluetooth Range:** Up to 15 meters (49 feet)
- Material:** ABS and Titanium Alloy
- Battery Life:** Up to 6 hours (playback/talk time)
- Charging Time:** Approximately 2 hours
- Weight:** Approximately 1.35 oz (38g)
- Earpiece Type:** Open-ear, Bone Conduction
- Microphone:** Dual Noise Cancelling Boom Microphone (ENC)
- Noise Control:** Active Noise Cancellation (CVC 8.0)
- Water Resistance:** Waterproof
- Control Method:** Touch / Remote
- Compatible Devices:** Laptops, Desktops, Tablets, Telephones, Smart Speakers, Cellphones
- UPC:** 793251145612

CVC 8.0 Noise Cancelling Technology

Allowing you to enjoy high quality music and have a crystal clear chat during calls.



Enhanced Bluetooth 5.3 Technology

Stable Connection and
Lower Power Consumption

Efficient transmission



Clear Calls



Strong
Compatibility




Image 6.1: Advanced Technologies.

This image illustrates the CVC 8.0 Noise Cancelling Technology, showing a "before" and "after" sound wave comparison, and highlights the Enhanced Bluetooth 5.3 Technology for stable connection and lower power consumption, emphasizing clear calls and strong compatibility.

7. WARRANTY AND SUPPORT

7.1 Warranty Information

Warranty details for your TOHUNZO BH628 headphones are typically provided with your purchase documentation. Please refer to the warranty card or contact your retailer for specific terms and conditions regarding coverage and duration.

7.2 Customer Support

For technical assistance, troubleshooting beyond this manual, or inquiries regarding your product, please contact TOHUNZO customer support. Refer to the contact information provided on the product packaging or the official TOHUNZO website.

