

[Manuals.plus](#) /

> [NICREW](#) /

> NICREW 2L Cat Water Fountain PF-A02Green Instruction Manual

## NICREW PF-A02Green

# NICREW 2L Cat Water Fountain PF-A02Green Instruction Manual

Your guide to setting up, operating, and maintaining your pet's water fountain.

## 1. PRODUCT OVERVIEW

The NICREW 2L Cat Water Fountain is designed to provide fresh, filtered water for your pet. Featuring a 2-liter capacity, triple filtration system, and quiet operation, it encourages pets to drink more, promoting better hydration and health. The fountain offers three distinct water flow types to cater to your pet's preferences.



Image: A teal NICREW 2L Cat Water Fountain with a cat drinking from the flower-shaped spout.

## 2. PRODUCT COMPONENTS

Before assembly, ensure all components are present and undamaged:

- Main Water Reservoir (2L capacity, plastic)
- Stainless Steel Top Tray
- Water Pump with USB Cable
- Filter Cartridge (High-Density Cotton, Coconut Shell Activated Carbon, Ion Exchange Resin)
- Prefilter Sponge

- Flower Spout Attachment
- USB Power Adapter

Your browser does not support the video tag.

Video: An unboxing video demonstrating the components included with the cat water fountain.

### 3. SETUP AND INSTALLATION

---

1. **Clean Components:** Rinse all parts (except the pump and adapter) with water before first use.
2. **Assemble Pump:** Attach the prefilter sponge to the water pump.
3. **Place Pump:** Position the assembled pump at the bottom of the main water reservoir.
4. **Insert Filter:** Place the filter cartridge into its designated slot in the top tray.
5. **Fill Water:** Fill the main water reservoir with clean water up to the 'MAX' line. Do not exceed this line to prevent overflow. Ensure water level is above the 'MIN' line for proper pump operation.
6. **Place Top Tray:** Carefully place the top tray onto the main reservoir, ensuring the pump's cable is routed through the designated groove.
7. **Attach Spout:** Insert the flower spout attachment onto the pump's outlet on the top tray.
8. **Connect Power:** Plug the USB cable into the power adapter, then plug the adapter into a wall outlet.

# Use NICREW Cat Water Fountain



Soften Water



LED Indicator



Quiet Operation



Quadruple Filtration



Image: All parts of the NICREW cat water fountain, including the reservoir, pump, filters, and spout, are displayed before assembly.

Your browser does not support the video tag.

Video: A step-by-step guide on how to set up the cat water fountain, including placing the pump and filter, and filling the reservoir.

## 4. OPERATING INSTRUCTIONS

The NICREW Cat Water Fountain operates continuously once plugged in, providing a constant flow of fresh water. It features a translucent design for easy water level monitoring and an LED indicator to help your pet find the fountain at night.

### Water Flow Types:

The flower spout allows for three different water flow designs:

- **Gentle Water Flow:** Achieved by using the flower spout.
- **Bubbling Top:** Achieved by removing the flower spout and using the bubbling cap.
- **Calm Streams:** Achieved by removing both the flower spout and the bubbling cap, allowing water to pool on the top tray.

## 3 Different Flow Designs



Image: Visual representation of the three water flow types: gentle flow from the flower, bubbling from the cap, and calm pooling water.

### **Silent Operation:**

The fountain is designed for quiet operation. Regular cleaning of the pump and ensuring sufficient water levels will help maintain its low noise output. Removing the flower topper can also reduce waterfall noise.

# Silent Operation

Regularly clean the pump and impeller to remove any blockage and make sure your fountain has enough water. Remove the flower topper also can reduce the waterfall noise.


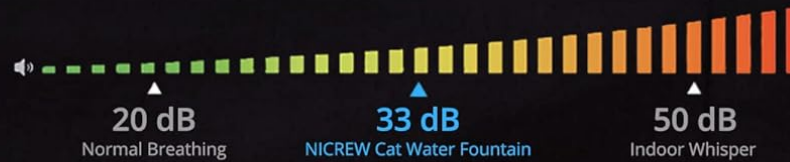


Image: A cat resting peacefully next to the fountain, with an infographic showing the fountain's noise level (33 dB) compared to normal breathing (20 dB) and indoor whisper (50 dB).

## 5. MAINTENANCE

Regular maintenance is crucial for the longevity and hygiene of your pet's water fountain. It is recommended to clean the fountain and replace the filter at least once every 2 weeks.

### Cleaning the Pump:

1. Unplug the fountain from the power outlet.
2. Disassemble the pump by removing its cover and impeller.
3. Use a small brush (often included) to clean the impeller and the inside of the pump thoroughly.

4. Rinse all pump parts under running water.
5. Reassemble the pump, ensuring all parts are securely in place.



Image: Hands demonstrating the disassembly and cleaning of the fountain's water pump components.

Your browser does not support the video tag.

Video: Detailed instructions on how to clean the pump of the cat water fountain.

### **Filter Replacement:**

Replace the filter cartridge every 2-4 weeks, or more frequently if you have multiple pets or notice reduced water flow. The prefilter sponge should be cleaned weekly and replaced every 2 months.

# Quadruple Filtration System



Image: An exploded view showing the layers of the quadruple filtration system, including high-density cotton, activated carbon, and ion exchange resin.

## 6. TROUBLESHOOTING

- **No Water Flow:** Check if the pump is properly installed and connected to power. Ensure the water level is above the 'MIN' mark. Clean the pump and impeller for any blockages.
- **Excessive Noise:** Ensure the water level is sufficient. Low water levels can cause the pump to make noise. Clean the pump and impeller. Ensure the fountain is placed on a flat, stable surface.
- **Water Quality Issues:** Replace the filter cartridge. Clean all fountain components thoroughly.

Your browser does not support the video tag.

Video: Maintenance and installation steps for the fountain, which can help resolve common issues.

## 7. SPECIFICATIONS

- **Model Number:** PF-A02Green
- **Brand:** NICREW
- **Capacity:** 2 Liters
- **Material:** Plastic
- **Dimensions:** 16 cm (L) x 16 cm (W) x 12.5 cm (H)
- **Power Source:** Cable electric (USB)
- **Product Weight:** 590 Grams

### USB Power Adapter Included

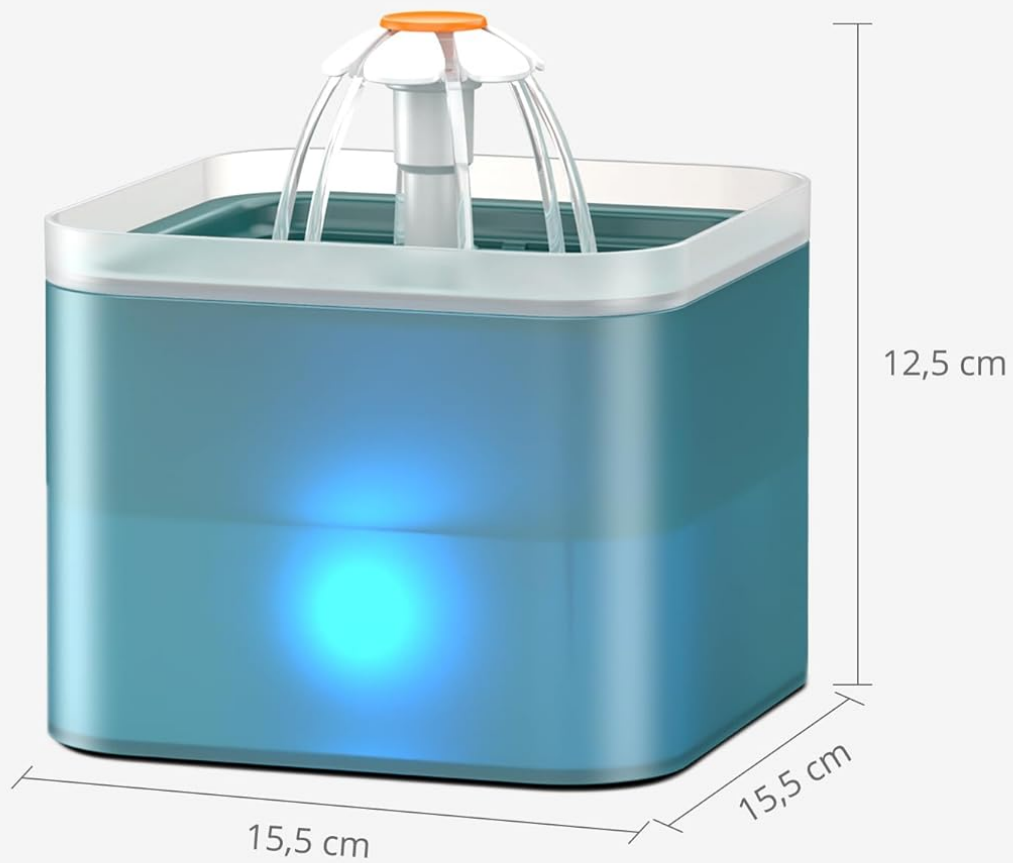


Image: The fountain's dimensions (15.5 cm x 15.5 cm x 12.5 cm) and the included USB power adapter are shown.

## **8. WARRANTY AND SUPPORT**

---

This product comes with a worry-free 12-month warranty. For any questions, concerns, or support needs, please contact NICREW customer service. Our friendly 24-hour customer service team is available to assist you.