

[Manuals.plus](#) /

› [Philips Hue](#) /

› Philips Hue Iris Smart Table Lamp User Manual

Philips Hue 577148

Philips Hue Iris Smart Table Lamp User Manual

Model: 577148

Brand: Philips Hue

PRODUCT OVERVIEW

The Philips Hue Iris Smart Table Lamp is designed to set the mood in any room with its unique light output. It provides both a wall-washing color effect and a gentle backlight, creating a sophisticated ambiance. This lamp is part of the White and Color Ambiance range, offering millions of colors and warm-to-cool white light.

Key features include:

- Includes one silver Hue Iris table lamp with a White and Color Ambiance smart, color-changing bulb.
- Perfect for indirect lighting in living rooms and bedrooms.
- Offers millions of colors and warm-to-cool white light.
- Dimmable and capable of instant mood setting.
- Supports voice control with Alexa or Google Assistant (requires Hue app setup).
- Create dynamic light effects with subtle changes in brightness and color.



Image: The Philips Hue Iris Smart Table Lamp shown alongside its product packaging, highlighting its sleek design and smart lighting capabilities.

SETUP AND INSTALLATION

The Philips Hue Iris Smart Table Lamp offers flexible setup options to integrate into your smart home system.

Initial Setup

There are two primary ways to set up your Philips Hue Iris lamp:

1. Option 1: Use the Philips Hue Bluetooth App

For direct control of your lamp in a single room, you can use the Philips Hue Bluetooth app. Simply plug in your lamp and open the app to discover and connect to it.

Directly install and connect with the Philips Hue Bluetooth app

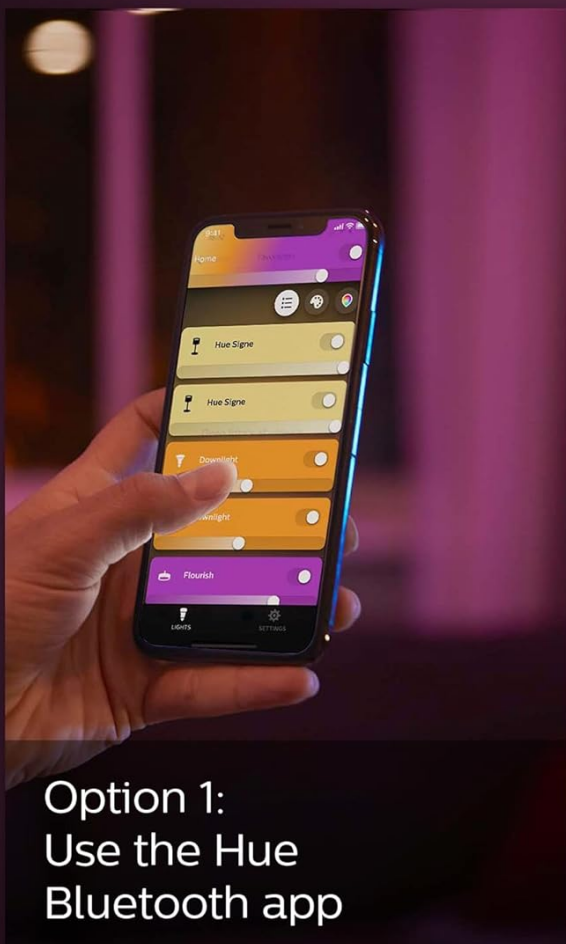


Image: A hand interacting with a smartphone displaying the Philips Hue Bluetooth app, demonstrating direct control of the lamp.


2. Option 2: Use a Voice Device (Requires Hue Bridge for full functionality)

While some voice devices can directly control Bluetooth-enabled Hue lights, unlocking the full potential of voice control and smart home integration often requires a Philips Hue Bridge.

Two easy ways to set up



Option 1:
Use the Hue
Bluetooth app



Option 2:
Use a voice device*

*Requires a Hue compatible voice device sold separately

Image: A visual representation of the two setup options: using the Philips Hue Bluetooth app on a smartphone or connecting via a voice assistant device.

Connecting with a Philips Hue Bridge (Recommended for advanced features)

To unlock the full power of your Philips Hue system, including automations, control from anywhere in the world, and a secure, stable connection, it is recommended to add a Hue Bridge. The Bridge also enables compatibility with Matter, allowing seamless integration with other smart home devices.

- **Step 1: Install your lighting.** Plug in your Philips Hue Iris lamp.
- **Step 2: Connect the Philips Hue Bridge.** Plug the Bridge into power and connect it to your Wi-Fi router using an Ethernet cable.
- **Step 3: Download the Philips Hue app.** Once the Bridge is connected, open the Philips Hue app (available on App Store and Google Play) and follow the on-screen instructions to discover your Bridge and lights.

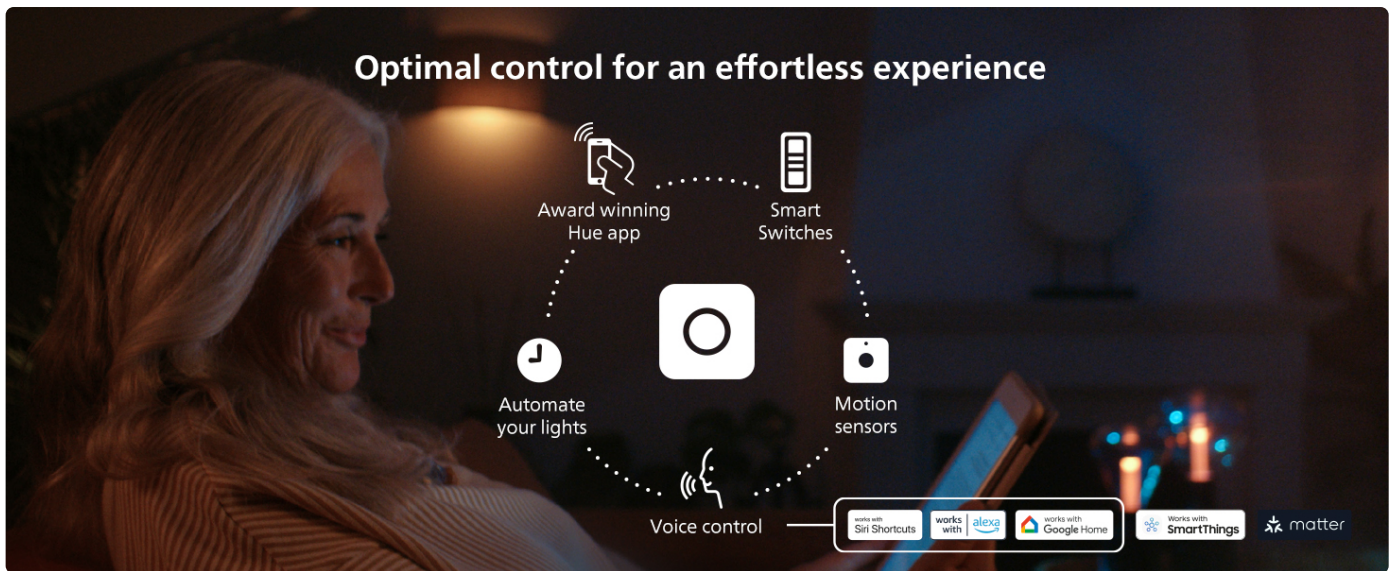


Image: A diagram illustrating how the Philips Hue Bridge connects to a home network and enables control over multiple Hue lights throughout a house.

OPERATING THE LAMP

The Philips Hue Iris lamp offers versatile control options to customize your lighting experience.

App Control

Use the Philips Hue app on your smartphone or tablet to control your lamp. The app allows you to:

- **Change Colors:** Select from millions of colors to match your mood or decor.
- **Adjust Brightness:** Dim or brighten the light to your desired level.
- **Set Scenes:** Apply pre-set or custom lighting scenes for different activities (e.g., Relax, Read, Energize, Concentrate).
- **Create Dynamic Effects:** Enjoy subtle changes in brightness and color over time.
- **Schedule Lighting:** Set routines for your lights to turn on/off or change at specific times.

Easy smart lighting

Set the mood with 16 million colours

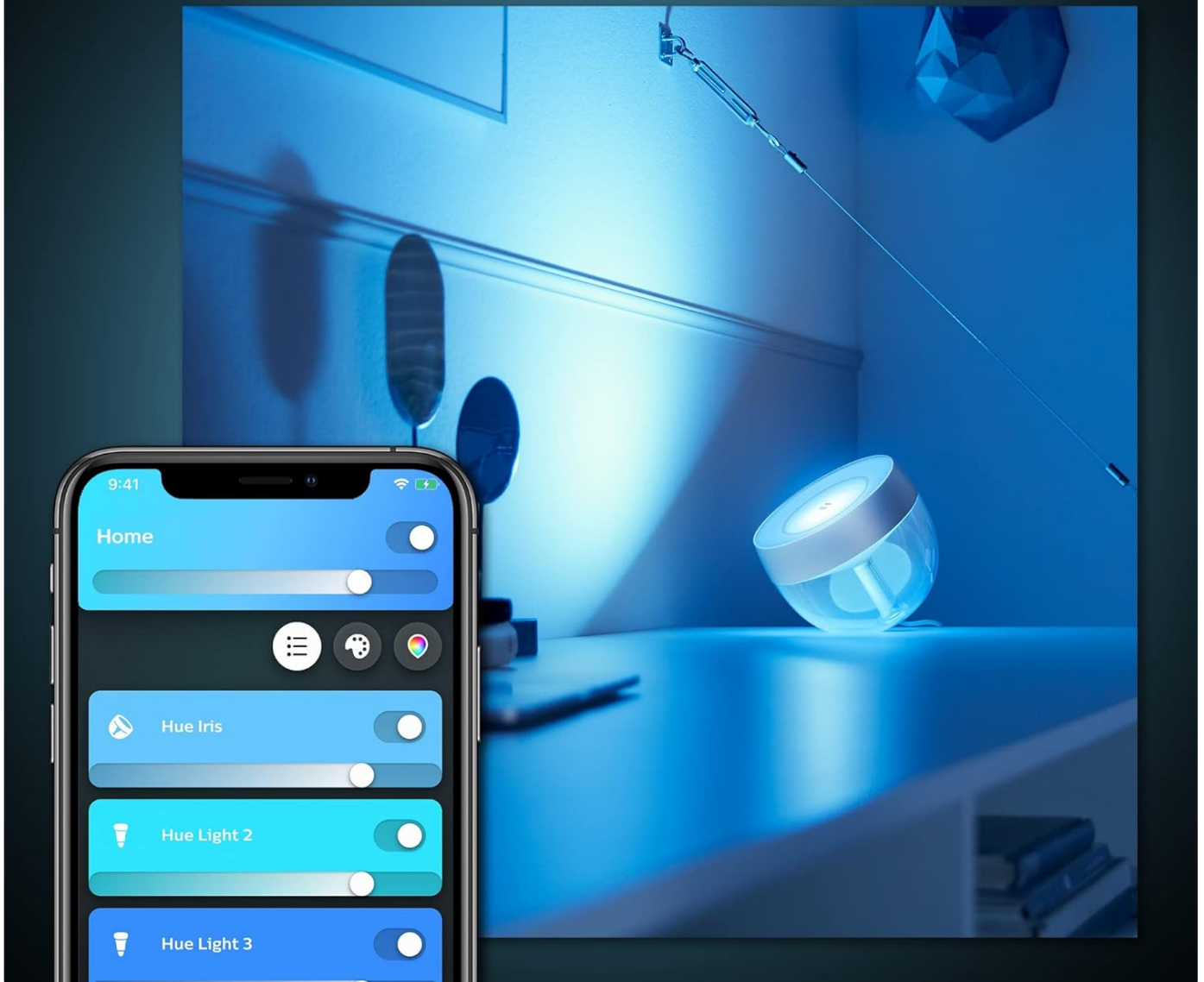


Image: A smartphone screen showing the Philips Hue app interface, demonstrating how to easily set the mood with 16 million colors.

Wide range of shapes and sizes to fill your home with light



ST19



BR30



Downlight



A19



Candle




GU10

Image: An illustration detailing the different color ranges available with Philips Hue lights, including soft white, warm-to-cool white, and full color options.

Voice Control

Once set up with the Hue app and a compatible voice assistant (like Amazon Alexa or Google Assistant), you can control your Philips Hue Iris lamp using simple voice commands.

- "Alexa, turn on the living room light."
- "Hey Google, set the Iris lamp to blue."
- "Alexa, dim the Iris lamp to 50%."



Easy control with your voice
Works with Amazon Alexa and the Google Assistant

"TURN ON ALL THE LIGHTS"

Enable Siri control via Apple HomeKit with a Hue Hub

The image shows a man and a woman in a living room. The man is holding a dark jacket. A lamp with a white shade is lit, casting a warm glow. The room is dimly lit, with the light from the lamp and other sources creating a cozy atmosphere. A speech bubble above the couple says "TURN ON ALL THE LIGHTS".

Image: A couple in a room with Philips Hue lighting, demonstrating easy control of lights using voice commands with Amazon Alexa or Google Assistant.

Light Effects and Ambiance

The Iris lamp is designed to create specific lighting effects:

- **Wall Wash:** The lamp can wash a wall with vibrant color.
- **Subtle Backlight:** It also provides a gentle backlight for added depth and ambiance.

Colourful wall wash with subtle backlight



Image: The Philips Hue Iris lamp illuminating a wall with a colorful wash and providing a subtle backlight, showcasing its unique lighting capabilities.

Wake up and go to sleep naturally



Image: A woman relaxing in bed, illuminated by the warm glow of the Philips Hue Iris lamp, demonstrating its use for natural wake-up and sleep routines.

MAINTENANCE

The Philips Hue Iris Smart Table Lamp requires minimal maintenance. To ensure optimal performance and longevity:

- **Cleaning:** Gently wipe the lamp with a soft, dry cloth. Do not use abrasive cleaners or solvents, as these may damage the finish.
- **Dust Removal:** Regularly dust the lamp to prevent accumulation, which can affect light output.
- **Bulb Replacement:** The lamp includes an integrated LED bulb designed for long life. It is not user-replaceable.

TROUBLESHOOTING

If you encounter issues with your Philips Hue Iris Smart Table Lamp, consider the following general troubleshooting steps:

- **Lamp Not Responding:**

- Ensure the lamp is properly plugged into a working power outlet.
- Check if the power switch (if any) is in the 'on' position.
- Verify that your Bluetooth or Wi-Fi connection is active and stable.

- **App Connectivity Issues:**

- Restart the Philips Hue app.
- Ensure your smartphone/tablet's Bluetooth is enabled (for Bluetooth control).
- If using a Hue Bridge, ensure the Bridge is powered on and connected to your router. Check the indicator lights on the Bridge.
- Try restarting your Wi-Fi router and the Hue Bridge.

- **Voice Control Not Working:**

- Confirm that your voice assistant device (Alexa, Google Assistant) is properly linked to your Philips Hue account in its respective app.
- Ensure the voice assistant device is online and responsive.
- Try re-syncing your devices through the voice assistant app.

For more detailed troubleshooting or persistent issues, refer to the official Philips Hue support website or contact customer service.

SPECIFICATIONS

Attribute	Value
Model Name	Iris
Item Model Number	577148
Product Dimensions	8.03"D x 7.4"W x 7.64"H
Item Weight	2.5 Pounds
Lamp Type	Table Lamp
Shade Color	Silver
Shade Material	Plastic
Base Material	Metal
Finish Type	Synthetic
Light Source Type	LED
Wattage	8.1 watts
Brightness	570 Lumen
Voltage	120 Volts
Control Method	App, Remote, Voice
Special Feature	Color Changing

Attribute	Value
Indoor/Outdoor Usage	Indoor
Included Components	1 Iris Special Edition Lamp
UPC	046677577148

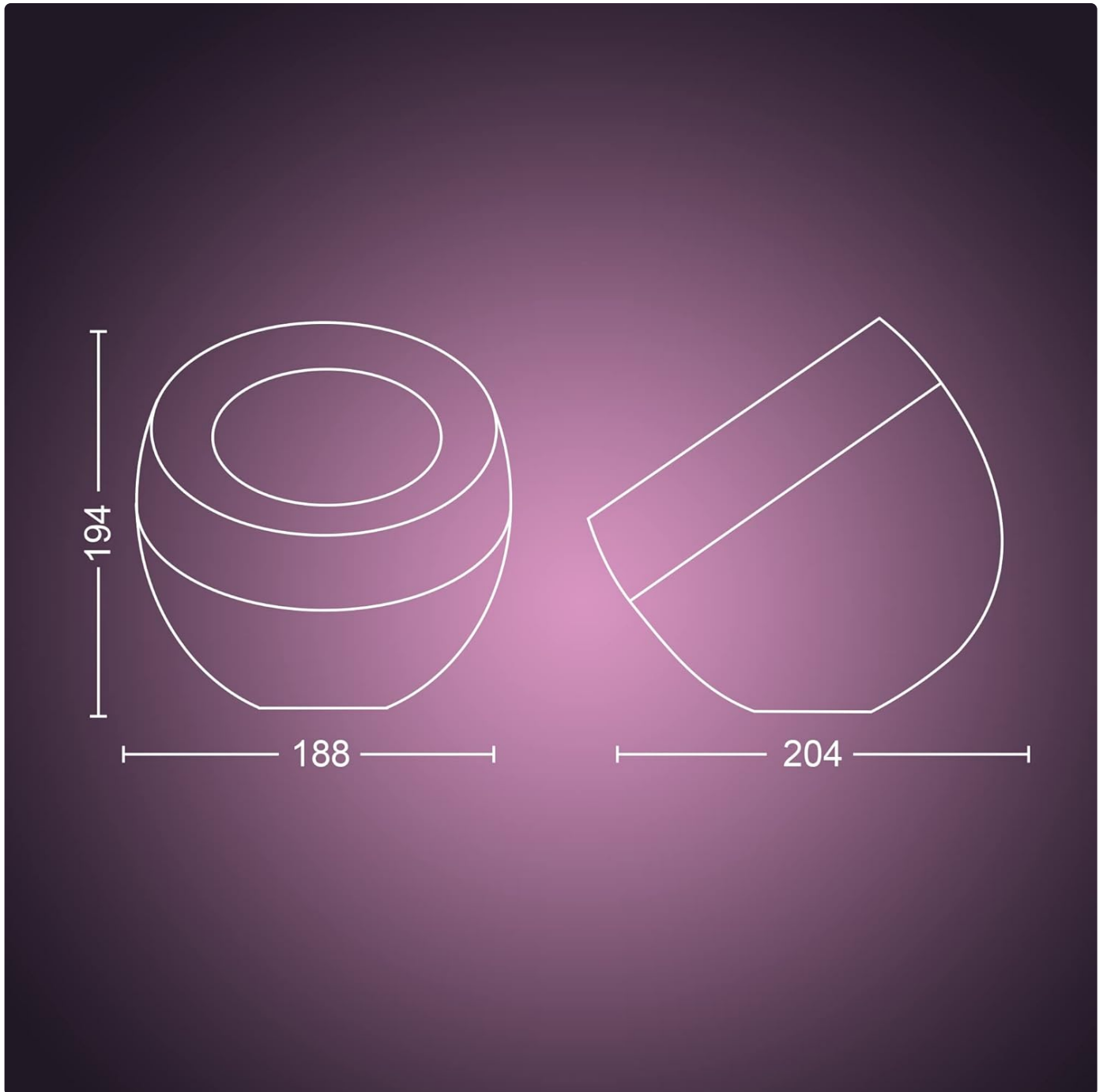


Image: A technical diagram illustrating the dimensions of the Philips Hue Iris lamp in millimeters (194mm height, 188mm width, 204mm depth).

WARRANTY AND SUPPORT

Warranty Information

The Philips Hue Iris Smart Table Lamp comes with a **2-year manufacturer's warranty**.

For details regarding warranty claims or service, please retain your proof of purchase and contact Philips Hue customer

support.

Customer Support

For further assistance, product information, or to explore other Philips Hue products, please visit the official Philips Hue Store:

[Visit the Philips Hue Store on Amazon](#)



© 2025 Philips Hue. All rights reserved.

This manual is for informational purposes only. Specifications are subject to change without notice.