

Yaheetech YA-00137529

Yaheetech Hammock with Stand User Manual

Model: YA-00137529

INTRODUCTION

Thank you for choosing the Yaheetech Hammock with Stand. This product is designed for comfortable relaxation, offering an adjustable length and robust support for both indoor and outdoor use. Please read this manual carefully before assembly and use to ensure safe and optimal performance.

Important Safety Information

WARNING: Please do not overload this hammock and its stand. The maximum load capacity is 205 kg (450 lbs). Exceeding this limit may result in injury or damage to the product.

COMPONENTS

Before assembly, ensure all parts are present and undamaged. Refer to the image below for a visual representation of the components.

- Hammock Fabric (65% Cotton, 35% Polyester)
- Metal Stand Frame (various tubes and connectors)
- Adjustable Length Knobs
- Metallic Hooks for Hammock Attachment
- Anti-slip Protective Pads for Stand Feet
- Portable Carry Bag for Stand
- Hammock Storage Bag



Figure 1: All components of the Yaheetech Hammock with Stand, including the hammock fabric, metal frame, and carry bags.

SETUP AND ASSEMBLY

Assembly of the Yaheetech Hammock with Stand is designed to be straightforward and requires no additional tools. Follow these steps for proper setup:

1. Unpack all components from the packaging.
2. Assemble the metal stand frame by connecting the tubes. Ensure all connections are secure. The frame is designed for easy, tool-free assembly.
3. Attach the anti-slip protective pads to the feet of the stand. These pads increase friction with the ground, enhancing stability and preventing movement.
4. Unfold the hammock fabric.

5. Attach the hammock to the metallic hooks on the stand. Ensure the knots are thick and securely fastened to the hooks.
6. Adjust the length of the hammock stand using the adjustable length knobs to one of the three available positions (294 cm, 304 cm, or 314 cm) to suit your preference and comfort.



Figure 2: Diagram showing the assembled dimensions and adjustable length options of the hammock stand.



3 LONGUEURS
DIFFERENTES
DISPONIBLES POUR
DIFFERENTS BESOINS

Figure 3: Detail of the adjustable length mechanism, allowing for three different length settings.



Figure 4: Close-up view of the metallic hook for hammock attachment, anti-slip pads, and the solid base construction.

OPERATING INSTRUCTIONS

Using Your Hammock

Once assembled, the hammock is ready for use. Gently sit or lie down in the hammock, distributing your weight evenly. The hammock is designed for 1-2 persons, with a maximum load capacity of 205 kg.



Figure 5: A person enjoying the comfort of the Yaheetech Hammock.

Adjusting Length

The stand offers three adjustable length positions: 294 cm, 304 cm, and 314 cm. To adjust, loosen the knobs on the horizontal bar, slide the sections to the desired length, and re-tighten the knobs securely.

Storage and Portability

The hammock features a convenient side pocket for storing small items like phones, tablets, or magazines. For transport or storage, the stand is detachable and can be packed into the included portable carry bag. The hammock fabric also comes with its own storage bag.



Figure 6: The portable carry bag for the stand and the detachable support feature, highlighting ease of transport.

MAINTENANCE

Cleaning the Hammock Fabric

The hammock fabric is made of a durable 65% cotton and 35% polyester blend, offering resistance to wear, tears, and weathering, along with high color fastness. For cleaning, it is recommended to hand wash with mild soap and water, then air dry completely. Avoid harsh chemicals or abrasive cleaners.

ÉPAIS & SERRÉ POLYESTER COTON TISSU MÉLANGÉ



Structure
Stable



Hamac
Double



Assemblage
Facile

Figure 7: Detail of the thick and dense polyester cotton blend fabric, designed for durability and comfort.

Frame Care

The metal stand is constructed with robust, coated metallic tubes (40 mm diameter) that are resistant to weathering and minor scratches. To maintain the frame, wipe it down with a damp cloth as needed. Inspect all connections periodically to ensure they remain tight and secure.

TROUBLESHOOTING

Common Issues

- **Hammock feels unstable or sags excessively:** Ensure the maximum load capacity of 205 kg is not exceeded. Verify that all stand connections are securely tightened and the anti-slip pads are properly positioned on a flat, stable surface.
- **Difficulty adjusting length:** Ensure the adjustable knobs are fully loosened before attempting to slide the frame sections. Check for any obstructions in the sliding mechanism.

- **Hammock fabric appears worn or damaged:** Inspect the fabric for any tears or fraying. While designed to be durable, prolonged exposure to harsh elements can affect its lifespan. Consider replacing the hammock fabric if significant damage is present.

SPECIFICATIONS

Brand	Yaheetech
Model Number	YA-00137529
Color	Desert Stripes
Materials	Metal (Stand), 65% Cotton, 35% Polyester (Hammock Fabric)
Assembled Dimensions (L x W x H)	Adjustable Length: 294/304/314 cm x 99 cm x 105.5 cm
Hammock Fabric Dimensions	196 cm x 147 cm
Maximum Load Capacity	205 kg (450 lbs)
Item Weight	16.6 kg (36.6 lbs)
Folded Size	105.5 cm x 35 cm x 25 cm

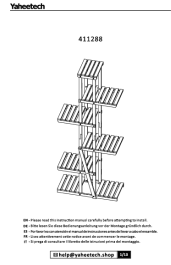







Figure 8: Visual representation of product specifications.

WARRANTY AND SUPPORT

For any questions regarding your Yaheetech Hammock with Stand, including assembly, operation, or potential issues, please contact Yaheetech customer support. While specific warranty details are not provided in this manual, please refer to your purchase documentation or the Yaheetech official website for warranty information and support contacts.

Related Documents - YA-00137529

	<p>Yaheetech 411288 Multi-Tier Plant Stand Assembly Instructions</p> <p>This document provides detailed, step-by-step assembly instructions for the Yaheetech 411288 multi-tier plant stand. It includes a parts list, hardware guide, and textual descriptions of diagrams to ensure a smooth assembly process. Suitable for indoor and outdoor use.</p>
	<p>Yaheetech Adjustable Mobile TV Stand Assembly Instructions</p> <p>Assembly instructions for the Yaheetech adjustable mobile TV stand (Model # 610856). Includes a parts list and step-by-step assembly guide.</p>
	<p>Yaheetech 67-inch Cat Tree Assembly Instructions</p> <p>Step-by-step guide for assembling the Yaheetech 67-inch Cat Tree Tower, including a detailed parts list, safety warnings, and contact information.</p>
	<p>Yaheetech 592997 Mobile TV Stand with Wheels - Assembly and User Guide</p> <p>Official assembly instructions and user guide for the Yaheetech 592997 mobile TV stand. Includes parts list, step-by-step assembly, safety warnings, and care instructions.</p>
	<p>Yaheetech Cat Tree 591853 Assembly Instructions</p> <p>Detailed assembly instructions for the Yaheetech Cat Tree (Model #591853), including parts list, step-by-step guide, safety warnings, and customer support information.</p>
	<p>Yaheetech TV Stand Assembly Instructions</p> <p>Comprehensive assembly guide for the Yaheetech TV Stand, suitable for TVs up to 65 inches. Includes a detailed parts list, step-by-step instructions, and safety information.</p>

