

GR800 Key

Speed Queen Commercial Washer and Dryer GR800 Lock Key Instruction Manual

Model: GR800 Key | Brand: Generic

PRODUCT OVERVIEW

This key is designed for use with Greenwald Washer/Dryer locks that have "GR800" stamped on them. It provides access for servicing commercial Speed Queen washing machines and dryers. Ensure your lock is specifically marked with GR800 for proper functionality.

Key Features:

- 1 New or Replacement Key for Purchase
- Specifically designed for Commercial Speed Queen Washing machines and Dryers (GR800)
- Ready for immediate use upon receipt
- Key Model: GR800 Keys

WHAT'S IN THE BOX

- 1 x GR800 Lock Key

SETUP AND KEY IDENTIFICATION

Before using the GR800 key, it is crucial to verify that your washer or dryer lock is compatible. The key is designed to work only with locks explicitly stamped with "GR800".




Image: A close-up view of a lock cylinder clearly showing the "GR800" stamp on its side. This stamp is essential for identifying compatible locks.

To ensure you have the correct key, locate the number and/or letter stamped directly on the lock itself. For this product, confirm the presence of "GR800" on your lock.

Your browser does not support the video tag.

Video: This video from Paramount Key Co LLC demonstrates how to identify the correct key by locating the number or letter stamped on the lock. It also provides guidance on lubricating the lock.

OPERATING INSTRUCTIONS

Once you have confirmed your lock is a GR800 model, insert the key into the lock cylinder. Turn the key to unlock or access the service mechanism of your commercial Speed Queen washer or dryer. The key is designed for a precise fit and should operate smoothly.



Image: The GR800 lock key, made of brass with a silver finish, ready for use.

MAINTENANCE

To ensure the longevity and smooth operation of your lock and key, it is recommended to lubricate the lock mechanism upon receiving your key and periodically thereafter. Use a suitable lock lubricant (not included) to keep the internal components functioning optimally.

Key Does Not Fit or Turn:

- Verify Lock Compatibility:** Double-check that your washer or dryer lock is indeed a GR800 model. The key is specifically designed for locks with "GR800" stamped on them. If your lock does not have this stamp, the key will not work.
- Inspect Key and Lock:** Ensure there are no obstructions in the lock cylinder or damage to the key itself.
- Lubrication:** Apply a small amount of lock lubricant to the key and insert it into the lock. Gently try to turn the key.

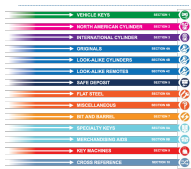
If the key still does not function after these steps, it is likely that the lock is not a GR800 model or there is an issue with the lock mechanism itself. Consult a qualified technician for further assistance if the key is confirmed to be correct for a GR800 lock but still does not operate.






SPECIFICATIONS

Brand	Generic
Model Info	GR800 Key
Lock Type	Commercial Washer and Dryer GR800
Material	Brass
Color	Silver
Item Dimensions (L x W x H)	1 x 2 x 0.25 inches
Item Weight	0.634 ounces
Manufacturer	Ilco
Country of Origin	USA
UPC	660111642546, 660111642553



Related Documents - GR800 Key

	<p>Ilco Key Blank Catalog and Cross Reference Guide</p> <p>Comprehensive directory from Ilco (Kaba Ilco Corp.) featuring key blanks, key machines, and cross-reference information for locksmith professionals. Includes technical data, actual size drawings, and OEM compatibility.</p>
---	---

	<p>Keyline Door Keys 2021/1 Catalogue: Key Cutting Machines & Keys</p> <p>Explore the Keyline Door Keys 2021/1 catalogue, featuring advanced key cutting machines like the Ninja Total, Ninja Laser, and Ninja Vortex. Discover a comprehensive range of keys and solutions for locksmith professionals, emphasizing quality, innovation, and the 'Proudly Made in Italy' heritage from the Bianchi 1770 Group.</p>
	<p>HP Laptop Components Overview and Features Guide</p> <p>A comprehensive guide to the components of HP laptops, including touchpad functions, status lights (caps lock, privacy, mute, power, etc.), power key and button operations, speaker and fingerprint reader functionality, and special keys like Esc, Fn, Windows, Action, and Hot keys. Explains how to use various keys and indicators for optimal system interaction.</p>
	<p>Keyline Door Keys 2018: Advanced Key Cutting Machines and Solutions</p> <p>Discover the Keyline Door Keys 2018 catalogue, showcasing professional key cutting machines like Camillo Bianchi, Ninja Total, and Ninja. Keyline, a Bianchi 1770 Group company, offers innovative solutions for locksmiths and key duplication professionals worldwide.</p>
	<p>Hy-Ko Key Product Guide: Automotive Key Solutions</p> <p>Explore Hy-Ko's comprehensive range of automotive key programming tools, merchandising programs, and key cutting equipment. Discover ChipKey solutions for car keys, transponder keys, remote head keys, and more, designed to enhance retail key services.</p>
	<p>Teknion Digilock Troubleshooting Guide</p> <p>Comprehensive troubleshooting guide for Teknion Digilock digital locks, covering common issues, lock functionality, programming, and battery replacement.</p>