

typecase KB206129

# typecase Keyboard Case for iPad Pro 12.9-inch User Manual

Model: KB206129

## 1. PRODUCT OVERVIEW

The typecase Keyboard Case is designed to enhance your iPad Pro 12.9-inch experience by transforming it into a versatile laptop-like device. It features a full-size keyboard with multi-touch trackpad, backlit keys, and a protective case with a magnetic attachment system.



Image: The typecase Keyboard Case with an iPad Pro 12.9-inch attached, showcasing its backlit keyboard and floating cantilever design.

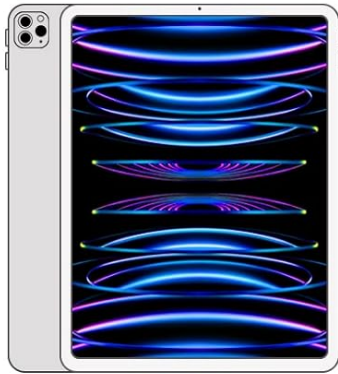
## 2. SETUP

### 2.1 Compatibility

This keyboard case is compatible with the following iPad Pro 12.9-inch models:

- iPad Pro 12.9-inch (6th Generation, 2022)
- iPad Pro 12.9-inch (5th Generation, 2021) - Models: A2378, A2379, A2461, A2462
- iPad Pro 12.9-inch (4th Generation, 2020) - Models: A2229, A2069, A2232, A2233
- iPad Pro 12.9-inch (3rd Generation, 2018) - Models: A1876, A2014, A1895, A1983

## COMPATIBLE MODELS



**for iPad Pro 12.9 2022 (6<sup>th</sup> Gen)**

(A2436, A2437, A2764, A2766)



**for iPad Pro 12.9 2021 (5<sup>th</sup> Gen)**

(A2378, A2379, A2461, A2462)



**for iPad Pro 12.9 2020 (4<sup>th</sup> Gen)**

(A2229, A2069, A2232, A2233)



**for iPad Pro 12.9 2018 (3<sup>rd</sup> Gen)**

(A1876, A2014, A1895, A1983)

Image: Visual guide to compatible iPad Pro 12.9-inch models, including 6th, 5th, 4th, and 3rd generations.

## 2.2 Package Contents

Verify that all items are present in the package:

- 1 x typecase Keyboard for iPad Pro 12.9 inch with Trackpad
- 1 x USB-C Charging Cable
- 1 x Full-Color Product Manual (this document)

## 2.3 Initial Charging

Before first use, fully charge the keyboard case using the provided USB-C charging cable. Connect the USB-C cable to the charging port on the keyboard and the other end to a USB power adapter (not included) or a computer's USB port.

## Magnetically Attached



Floating  
Cantilever Design



Image: Detail of the USB-C charging port located on the side of the keyboard case.

### 2.4 Bluetooth Pairing

1. Ensure the keyboard is charged.
2. Turn on the keyboard by sliding the power switch. The indicator light will flash, indicating it's in pairing mode.
3. On your iPad, go to **Settings > Bluetooth**.
4. Turn on Bluetooth.
5. Select "typecase Keyboard" from the list of available devices.
6. Follow any on-screen prompts to complete the pairing process. The indicator light on the keyboard will turn solid when successfully paired.

Once paired, the keyboard will automatically connect to your iPad when both devices are turned on and within range.

## 3. OPERATING INSTRUCTIONS

---

### 3.1 Attaching Your iPad

The keyboard case features a strong magnetic attachment system. Simply align your iPad Pro 12.9-inch with the magnetic back cover of the case. The magnets will securely hold your iPad in place, allowing for a floating cantilever design.


## Premium Typing Experience



0.8mm travel



Ergonomics



Laser-Etched



Illuminated

Image: Demonstrates the magnetic attachment of the iPad to the keyboard case, highlighting the floating design.

### 3.2 Adjusting Viewing Angle

The floating cantilever design allows for smooth and precise adjustment of the viewing angle. Gently tilt your iPad to achieve the desired angle for typing, viewing, or drawing.



USB-C  
charging port



Image: Illustrates the smooth angle adjustment feature of the keyboard case, allowing for various viewing positions.

### 3.3 Keyboard Features

The keyboard provides a comfortable and efficient typing experience with its ergonomic, laser-etched, and illuminated keys.

- **Backlight:** The keyboard features 10-color backlighting with three adjustable brightness levels. Use the dedicated backlight keys (usually **Fn + Light icon**) to cycle through colors and adjust brightness.
- **iPadOS Shortcuts:** A full row of dedicated iPadOS shortcut keys allows quick access to functions like screen brightness, media control, volume, search, and more.



Image: The keyboard displaying its 10-color backlight feature.




Image: A close-up of the keyboard highlighting the dedicated iPadOS shortcut keys.

### 3.4 Multi-Touch Trackpad

The integrated multi-touch trackpad allows for precise navigation and gesture control on your iPad. You can scroll, swipe, pinch, and perform other multi-touch gestures as you would on a laptop.

- **Palm Rejection:** The trackpad features palm rejection technology, which automatically disables the trackpad when you are actively typing to prevent accidental cursor movements.
- **Disabling Trackpad:** If desired, the trackpad can be temporarily disabled using a dedicated function key (refer to the keyboard shortcut map in the included manual for specific key).

## Ultra-accurate Touch

Stylish and sophisticated



Image: The multi-touch trackpad with visual cues for various gestures like scrolling and app switching.

### 3.5 Smart Features

- **Auto-Sleep/Wake:** The keyboard case supports the iPad's auto-sleep/wake function. Closing the case will put your iPad to sleep, and opening it will wake it up.
- **Protective Cover:** When folded, the case provides front and back protection for your iPad, ensuring its safety during travel or storage.

## 4. MAINTENANCE

---

### 4.1 Cleaning

To clean the keyboard case, gently wipe the surfaces with a soft, damp cloth. Avoid using harsh chemicals or abrasive cleaners, as these may damage the finish.

### 4.2 Battery Care

The keyboard is powered by a rechargeable Lithium Polymer battery. For optimal battery life, it is recommended to fully charge the keyboard before extended periods of non-use. The keyboard can last up to 90 days on a single charge with backlighting turned off.

## 5. TROUBLESHOOTING

---

### 5.1 Connectivity Issues

- **Keyboard not connecting:** Ensure Bluetooth is enabled on your iPad and the keyboard is turned on and charged. Try unpairing and re-pairing the keyboard in your iPad's Bluetooth settings.
- **Intermittent connection:** Ensure the keyboard and iPad are within close proximity (within 10 meters or 33 feet). Other wireless devices might cause interference.

### 5.2 Trackpad Performance

- **Trackpad unresponsive or erratic:** Ensure your fingers are clean and dry. If the issue persists, try turning the keyboard off and on again. Verify that the trackpad is not accidentally disabled via its function key.
- **Accidental touches while typing:** The palm rejection feature is designed to minimize this. If it occurs frequently, ensure your typing posture is not causing your palm to rest directly on the trackpad. You may also temporarily

disable the trackpad using its dedicated function key while typing long passages.

5.3 Keyboard Sleep Mode

The keyboard enters a sleep mode after a period of inactivity to conserve battery. To wake it up, simply press any key. There might be a brief delay as it reconnects to your iPad.

6. SPECIFICATIONS

Model Number	KB206129
Product Dimensions	11.81 x 9.84 x 0.79 inches
Item Weight	2.16 pounds
Connectivity Technology	Bluetooth
Keyboard Description	Multi Functional
Special Features	Backlit, Hotkeys and Media Keys, Integrated Stand, Rechargeable, Trackpad
Color	Matte Black
Backlight Colors	RGB (10 colors)
Battery Type	Lithium Polymer (included)

7. WARRANTY AND SUPPORT

Your typecase Keyboard Case comes with a**12-month manufacturer's warranty** from the date of purchase, covering defects in materials and workmanship.

typecase also provides**free lifetime technical support**. If you encounter any issues or have questions regarding your product, please contact our support team for assistance.

For support, please visit the official typecase website or refer to the contact information provided in your product packaging.

**Online Resources:** [typecase Official Store on Amazon](#)



Related Documents

 <p>typecase EDGE</p> <p>compatible with iPad Pro 12.9</p> <p>For warranty registration and product support:</p> <p>www.typecase.com    1-800-888-8888    support@typecase.com</p>	<p><a href="#">Typecase Edge Magic Style Keyboard for iPad Pro 12.9 Inch User Manual</a></p> <p>Comprehensive user manual for the Typecase Edge Magic Style Keyboard, detailing setup, features, and usage for iPad Pro 12.9 Inch (6th, 5th, 4th, 3rd Gen) with trackpad and backlit keys.</p>
 <p>typecase TOUCH</p> <p>USER MANUAL</p> <p>For warranty registration and product support:</p> <p>www.typecase.com    1-800-888-8888    support@typecase.com</p>	<p><a href="#">typecase Touch iPad Pro 11 Keyboard Case with Trackpad - User Manual</a></p> <p>User manual for the typecase Touch iPad Pro 11-inch keyboard case (model KB201T-110). Discover features like the multi-touch trackpad, 360° rotation, and customizable backlighting. This thin and light case is designed for iPad Pro 11" (2021), iPad Air 5th Gen, and iPad Air 4th Gen, available in Pacific Blue and Violet.</p>
 <p>TYPECASE</p> <p>Flexbook Touch</p> <p>User Manual</p> <p>For warranty registration and product support:</p> <p>www.typecase.com    1-800-888-8888    support@typecase.com</p>	<p><a href="#">Typecase Flexbook Touch User Manual</a></p> <p>User manual for the Typecase Flexbook Touch keyboard case, detailing setup, compatibility, features, troubleshooting, and product specifications for iPad devices.</p>
 <p>typecase EDGE</p> <p>User Manual</p> <p>Compatible For 10.9 inch Air 4th &amp; iPad Pro 11</p> <p>For warranty registration and product support:</p> <p>www.typecase.com    1-800-888-8888    support@typecase.com</p>	<p><a href="#">Typecase EDGE Keyboard User Manual for iPad Pro 11 and iPad Air 4</a></p> <p>Comprehensive user manual for the Typecase EDGE keyboard, detailing setup, features, troubleshooting, and compatibility for iPad Pro 11 and iPad Air 4th Gen. Includes instructions on pairing, function keys, touchpad gestures, charging, and compliance.</p>