



Manuals.plus /

› Mesiondy /

› Mesiondy Motorcycle Building Blocks Kit Instruction Manual

## Mesiondy Motorcycle Building Blocks Kit

# Mesiondy Motorcycle Building Blocks Kit Instruction Manual

Model: Motorcycle Building Blocks Kit (827 Pieces)

## 1. INTRODUCTION

---

Thank you for choosing the Mesiondy Motorcycle Building Blocks Kit. This kit provides an engaging and detailed building experience, resulting in a realistic model motorcycle. This manual contains essential information for assembly, operation, maintenance, and safety. Please read it carefully before beginning assembly.

## 2. SAFETY INFORMATION

---

Please observe the following safety guidelines to ensure a safe building experience:

- **Choking Hazard:** This kit contains small parts and is not suitable for children under 3 years old.
- **Recommended Age:** This product is recommended for individuals 12 years and up.
- Keep all packaging materials away from children.
- Do not ingest any parts. If parts are swallowed, seek immediate medical attention.
- Assemble the kit on a clean, flat, and stable surface to prevent loss of parts.

## 3. PACKAGE CONTENTS

---

The Mesiondy Motorcycle Building Blocks Kit includes:

- 827 Building Block Pieces
- Detailed Instruction Booklet (refer to this manual for digital version)

Please verify that all pieces are present before starting assembly. If any pieces are missing or damaged, please contact customer support.

## 4. ASSEMBLY INSTRUCTIONS

---

Follow the step-by-step instructions provided in the physical instruction booklet included with your kit. The assembly process involves connecting various building blocks to construct the motorcycle model. Pay close attention to the diagrams and part numbers in the booklet.

### 4.1. General Assembly Tips

- Organize your pieces by color and type before starting.
- Work in a well-lit area to clearly see the details.
- Ensure each connection is firm and secure.
- If a step seems unclear, review the previous steps and diagrams.

### 4.2. Key Assembly Features

The Mesiondy Motorcycle Building Blocks Kit features several functional and aesthetic elements that enhance the model's realism and playability. These elements are integrated during the assembly process.



Figure 1: Overview of the assembled motorcycle model with key components labeled, including the throttle handle, fender, car lights, tires, exhaust pipe, engine, shock absorber, brake disc, and bracket.

#### 4.2.1. Simulated Drive Train

The model incorporates a simulated drive train mechanism, allowing for realistic movement of the rear wheel when engaged.



Figure 2: Detail of the simulated drive train, showing the chain and gears designed to mimic a real motorcycle's power transmission system.

#### 4.2.2. Movable Front Wheel

The front wheel is designed to turn, allowing for steering simulation of the model.



Figure 3: The front wheel can be turned left or right, simulating steering capability.

#### 4.2.3. Press-Activated Rear Fender/Seat

A press mechanism is integrated into the rear fender or seat, allowing for a dynamic interaction with the model.



Figure 4: The rear fender/seat area features a press design, indicated by the downward arrow, allowing for a movable component.

#### 4.2.4. Simulated Shock Absorbers

The model includes simulated shock absorbers, adding to the realistic appearance and structural detail.




Figure 5: Detail of the simulated shock absorber assembly, designed to replicate the suspension system of a real motorcycle.

#### 4.2.5. Retractable Motorcycle Stand

A functional motorcycle stand is part of the design, allowing the model to stand upright independently.



Figure 6: The motorcycle stand can be deployed to support the model, as indicated by the upward arrow.

#### 4.2.6. Detailed Exhaust Pipes

The model features simulated exhaust pipes, contributing to its authentic appearance.




Figure 7: Detail of the simulated exhaust pipes, designed for a realistic finish.

## 5. OPERATING THE MODEL

---

Once assembled, the Mesiondy Motorcycle Building Blocks Kit is a static display model with interactive features. There is no electronic operation required.

- **Display:** Place the model on a flat, stable surface. Use the retractable motorcycle stand to keep it upright.
- **Interactive Features:** Gently manipulate the movable parts such as the front wheel for steering, the simulated drive train, and the press-activated rear fender/seat. Avoid excessive force to prevent damage.

## 6. MAINTENANCE

---

Proper care will ensure the longevity and appearance of your Mesiondy Motorcycle Building Blocks Kit.

- **Cleaning:** Dust the model regularly with a soft, dry cloth or a soft brush. For stubborn dirt, lightly dampen a cloth with water (no harsh chemicals) and gently wipe. Ensure the model is completely dry afterward.
- **Storage:** Store the model in a cool, dry place away from direct sunlight and extreme temperatures to prevent material degradation or discoloration.
- **Disassembly:** If disassembling, carefully detach pieces to avoid breakage. Keep all pieces organized for future reassembly.

## 7. TROUBLESHOOTING

---

If you encounter any issues during assembly or with the completed model, refer to the following:

- **Missing Pieces:** Double-check all packaging materials. If pieces are genuinely missing, contact Mesiondy customer support with your purchase details and the specific part numbers (if available in the physical manual).
- **Difficulty Connecting Pieces:** Ensure pieces are correctly oriented. Apply gentle, even pressure. Do not force pieces together, as this can cause damage.
- **Model Instability:** Verify that all connections are secure and that the motorcycle stand is properly deployed on a flat surface.

## 8. SPECIFICATIONS

---

<b>Brand</b>	Mesiondy
<b>Model</b>	Motorcycle Building Blocks Kit
<b>Number of Pieces</b>	827
<b>Material</b>	Plastic
<b>Assembled Dimensions (L x W x H)</b>	13.5 x 4.1 x 7.4 inches (approximately)
<b>Item Weight</b>	1.93 pounds
<b>Recommended Age</b>	12 years and up




Figure 8: The assembled model displaying its approximate dimensions: 13.5 inches in length, 4.1 inches in width, and 7.4 inches in height.

## 9. WARRANTY AND SUPPORT

---

Mesiondy is committed to providing quality products. For any questions, concerns, or issues regarding your Motorcycle Building Blocks Kit, please contact Mesiondy customer support through your retailer or the official brand website. Please retain your proof of purchase for any warranty claims or support inquiries.