

manuals.plus /

› [beatXP](#) /

› [beatXP Smart Bluetooth BMI Weight Machine: User Manual for Model Smart](#)

beatXP Smart

beatXP Smart Bluetooth BMI Weight Machine: User Manual for Model Smart

Comprehensive instructions for your beatXP Smart Scale.

1. INTRODUCTION

This manual provides detailed instructions for the beatXP Smart Bluetooth BMI Weight Machine, Model Smart. This device is designed to accurately measure your body weight and, when connected to the Fitdays app, analyze 12 essential body parameters to help you monitor your health and fitness progress.



Image: The beatXP Smart Bluetooth BMI Weight Machine, a black square scale, shown next to a smartphone displaying body composition data from the Fitdays app.

2. KEY FEATURES

- Measures 12 essential body parameters including Body Weight, BMI, Visceral Fat, Body Water, Lean Body Mass, Muscle Mass, Bone Mass, Protein, BMR, Body Age, Obesity, and Body Fat.
- Syncs data wirelessly with the Fitdays app via Bluetooth.
- Equipped with 4 high-precision sensors for accurate measurements up to 180 kg with 0.5 kg accuracy.
- Features a backlit LCD panel with Step ON technology, displaying weight, low battery, and overload indicators.
- Supports multiple user profiles within the Fitdays app.

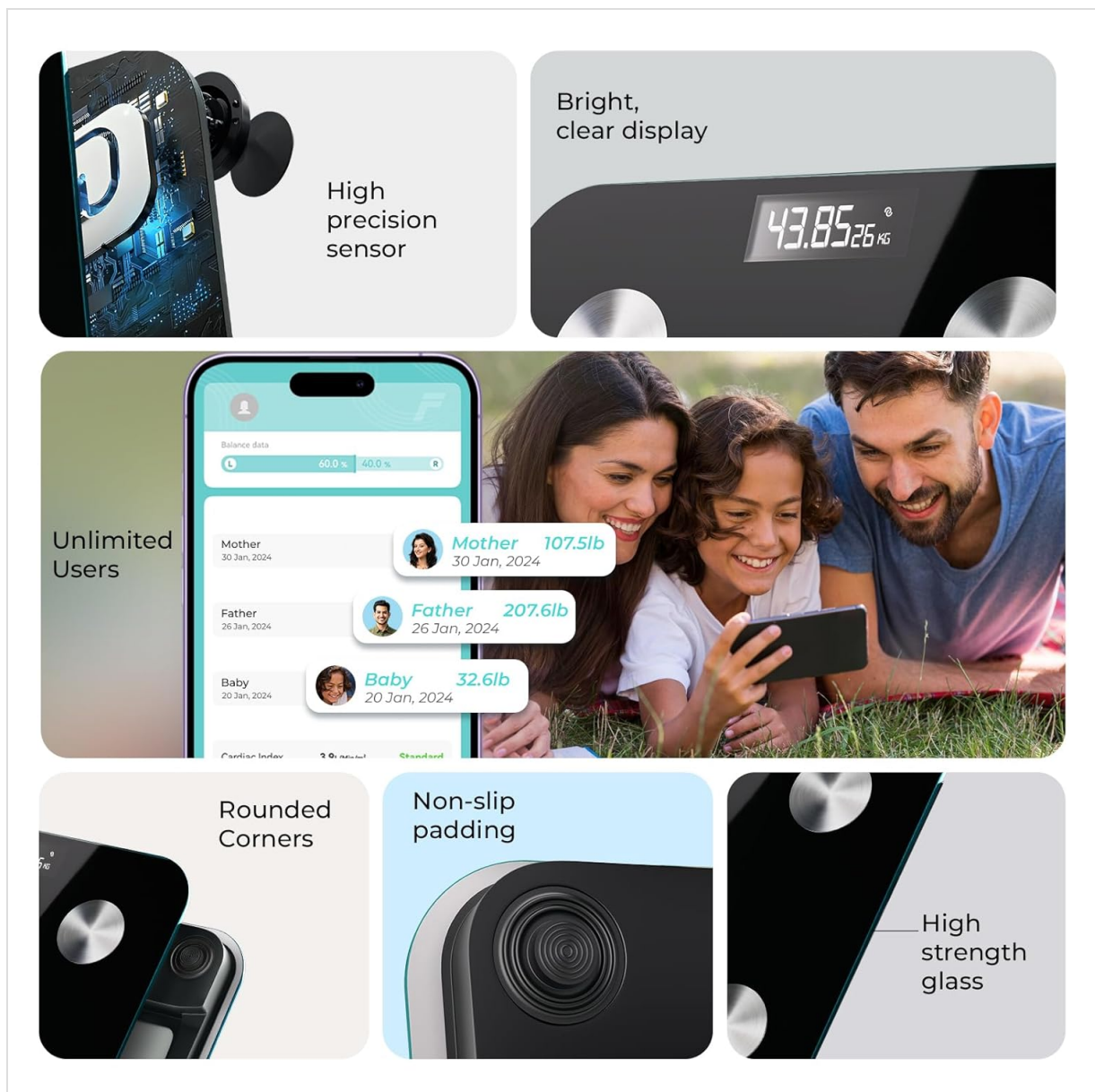


Image: A collage illustrating various features of the beatXP Smart Scale, including its high-precision sensors, bright digital display, support for unlimited users via the app, rounded corners, non-slip padding, and high-strength glass surface.

3. IMPORTANT SAFETY INFORMATION

- Place the scale on a hard, flat surface for accurate readings. Avoid soft surfaces like carpets.
- The first measurement after moving the scale may be less accurate. Take a second reading for consistency.
- This device is for personal health monitoring and not intended for medical diagnosis or treatment. Consult a healthcare professional for medical advice.
- Keep the scale dry and clean. Do not immerse in water.
- Do not jump on the scale. Stand still during measurement.
- Individuals with pacemakers or other internal medical devices should not use this scale due to its bioelectrical impedance analysis (BIA) technology.

4. PACKAGE CONTENTS

The package typically includes:

- 1 x beatXP Smart Bluetooth BMI Weight Machine

- User Manual
- 2 x AAA Batteries

5. SETUP GUIDE

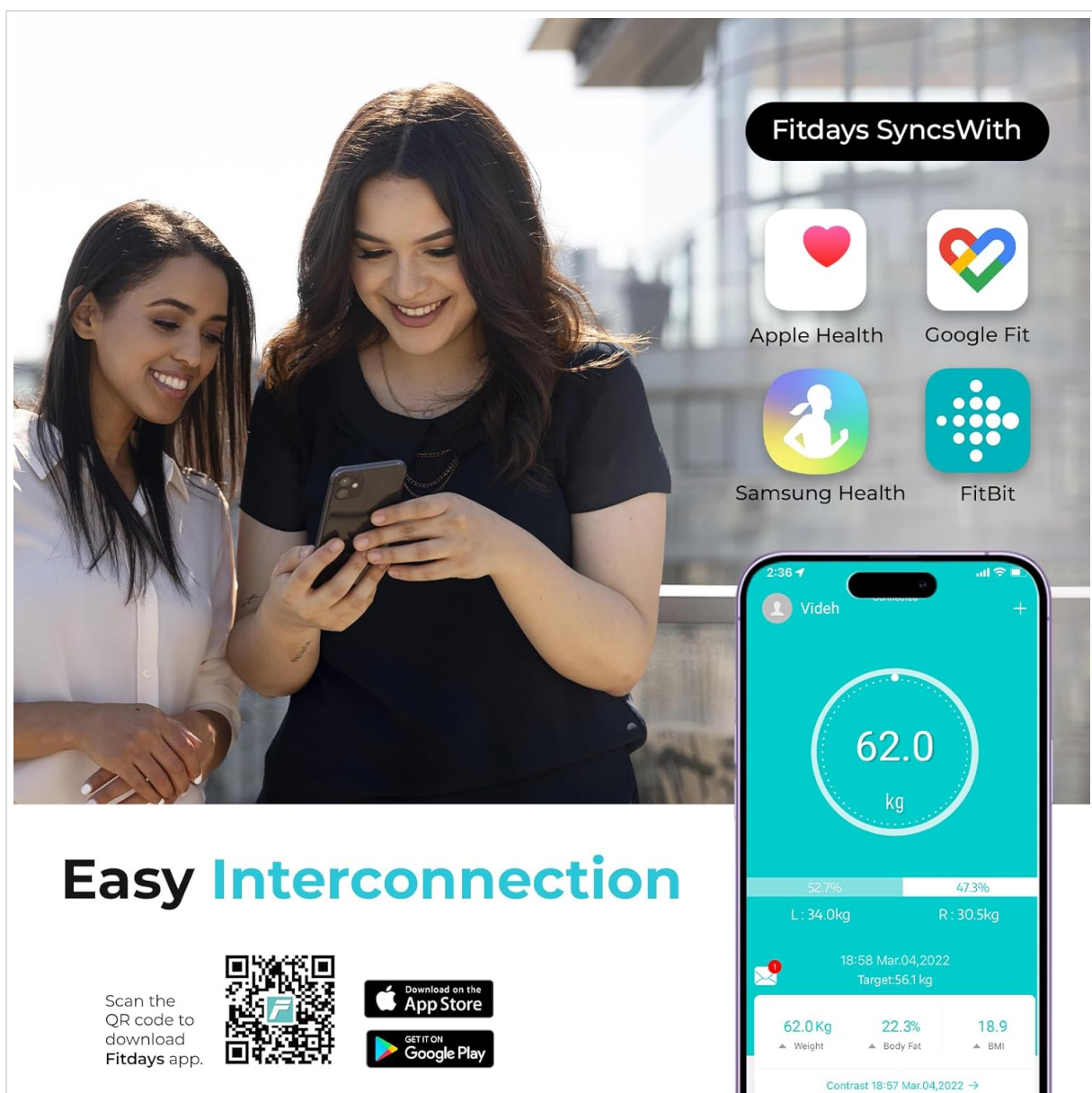
5.1. Battery Installation

1. Locate the battery compartment on the underside of the scale.
2. Open the cover and insert 2 AAA batteries, matching the polarity indicators.
3. Close the compartment cover securely.

5.2. Fitdays App Download and User Profile Creation

The Fitdays app is essential for tracking all 12 body parameters. It is compatible with both Android and iOS devices.

- Scan the QR code found in your product packaging or visit <http://www.fitfeel.cn/fitdays/> to download the Fitdays app.
- Install the app and follow the on-screen instructions to create your personal user profile. This includes entering basic information such as age, height, and gender, which are used for accurate body composition calculations.



Fitdays Syncs With

Apple Health Google Fit

Samsung Health FitBit

Easy Interconnection

Scan the QR code to download Fitdays app.

Download on the App Store

GET IT ON Google Play

Fitdays App Interface Data:

Parameter	Value
Weight	62.0 Kg
Body Fat	22.3%
BMI	18.9

Target: 56.1 kg

Contrast 18:57 Mar.04,2022 →

Image: A smartphone displaying the Fitdays app interface, highlighting its compatibility with other health platforms like Apple Health, Google Fit, Samsung Health, and Fitbit for integrated health tracking.

5.3. Bluetooth Pairing with the App

1. Ensure Bluetooth is activated on your smartphone.
2. Open the Fitdays app.
3. Step onto the scale briefly to power it on. The LCD display will illuminate.
4. The app should automatically detect and connect to your beatXP Smart Scale. Confirm any pairing requests on your phone.

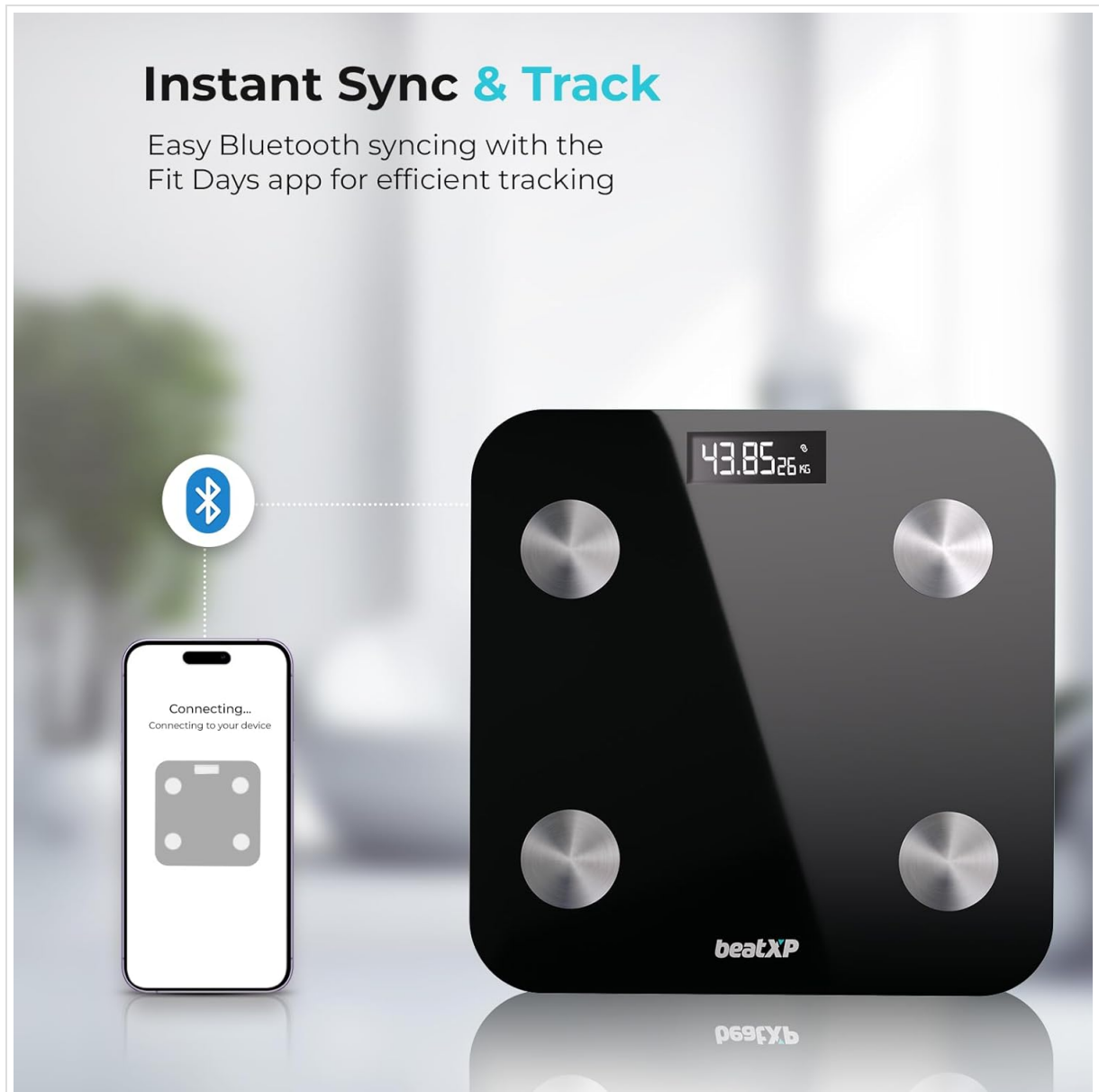


Image: The beatXP Smart Bluetooth BMI Weight Machine shown wirelessly connecting to a smartphone via Bluetooth, with a "Connecting..." message on the phone screen, indicating successful pairing.

6. OPERATING INSTRUCTIONS

6.1. Taking a Measurement

1. Place the scale on a firm, flat surface.
2. Open the Fitdays app on your smartphone and ensure Bluetooth is active and the scale is paired.
3. Step onto the scale barefoot. Position your feet to make contact with all four metal electrodes on the

scale's surface. This is crucial for accurate body composition analysis.

4. Stand still until your weight is displayed on the scale's LCD screen. The measurement data will simultaneously transfer to the Fitdays app.
5. View your detailed body weight and 12 essential body parameters within the Fitdays app.



Image: A bare foot positioned on the beatXP Smart Bluetooth BMI Weight Machine, with the digital display showing a clear weight measurement.

6.2. Unit Selection

The scale can display weight in kilograms (kg) or pounds (lbs). The unit can typically be switched within the settings menu of the Fitdays app.

Fast, Accurate Readings on a Big Screen

Immediate, Clear Measurements
on a spacious Screen



Image: A close-up view of the beatXP Smart Bluetooth BMI Weight Machine's bright LCD display, showing a clear weight reading in kilograms.

6.3. Multiple User Functionality

The Fitdays app supports the creation of multiple user profiles, allowing different individuals to track their data independently. The app uses intelligent recognition to identify the user based on their weight history.

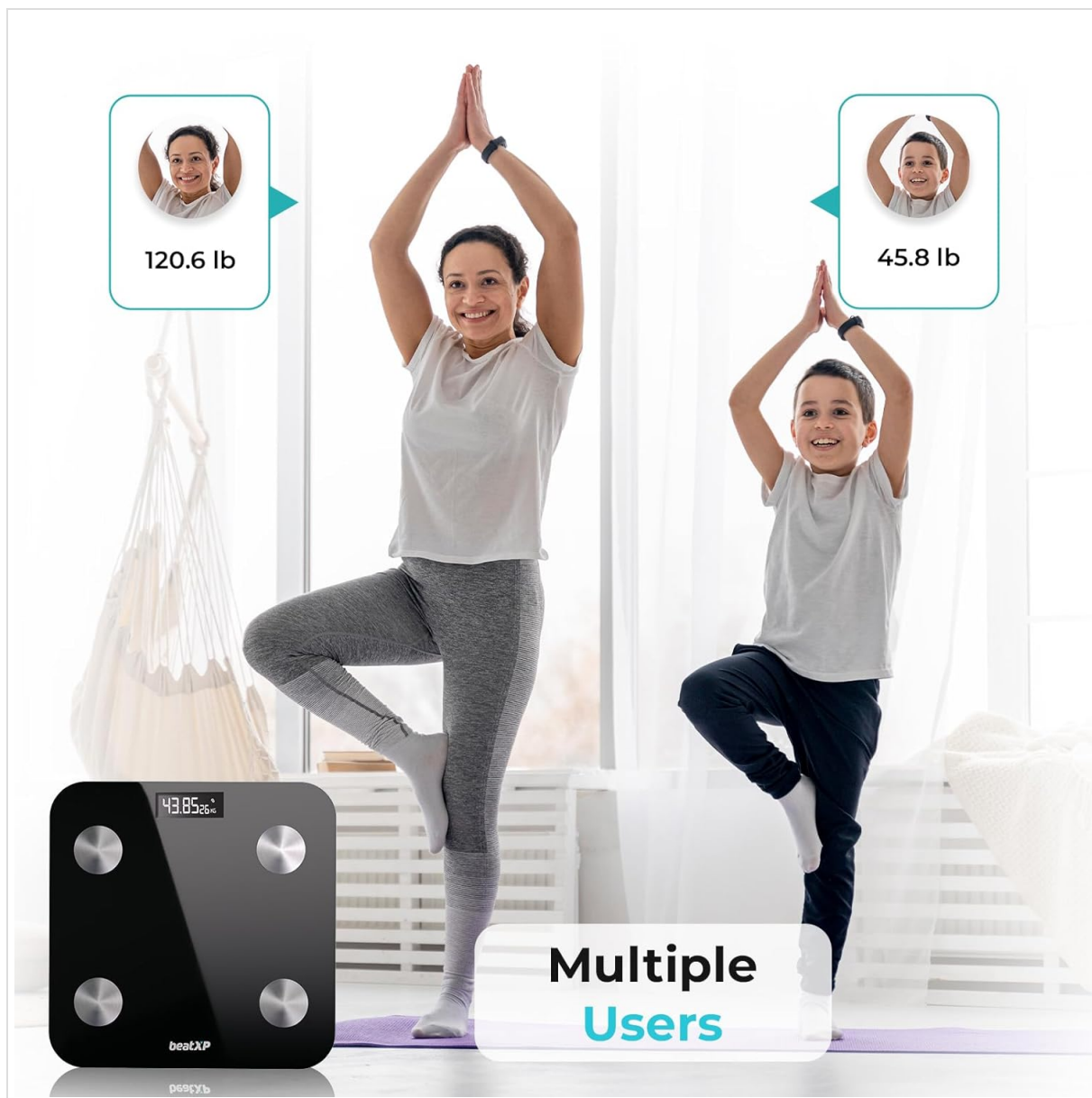


Image: Two people, an adult and a child, performing yoga poses, with the beatXP Smart Bluetooth BMI Weight Machine visible, symbolizing its suitability for multiple family members to track their health.

7. MAINTENANCE

- **Cleaning:** To clean the scale, use a soft, slightly damp cloth. Do not use harsh chemicals, abrasive cleaners, or submerge the scale in water.
- **Battery Replacement:** When the "Lo" indicator appears on the scale's display, it signifies low battery. Replace the 2 AAA batteries promptly to ensure continued accurate operation.
- **Storage:** Store the scale in a dry, cool environment. Avoid placing heavy objects on the scale when it is not in use to prevent damage.

8. TROUBLESHOOTING

Problem	Possible Cause	Solution
---------	----------------	----------

Problem	Possible Cause	Solution
Inaccurate or inconsistent readings	Scale not on a hard, flat surface; first reading after movement; improper foot placement.	Ensure the scale is on a firm, level surface. Ignore the first reading after moving the scale. Stand still with bare feet making full contact with all four electrodes.
Scale does not turn on or display anything	Batteries are low or depleted; batteries inserted incorrectly.	Replace the 2 AAA batteries with new ones. Verify that the batteries are inserted with correct polarity (+/-).
Fitdays app not syncing with the scale	Bluetooth is disabled on the phone; app is not open; scale is not active; pairing issue.	Confirm Bluetooth is enabled on your smartphone. Open the Fitdays app. Step on the scale to activate it. If issues persist, try unpairing and re-pairing the scale within the app's settings.
"Lo" indicator on display	Low battery level.	Replace the 2 AAA batteries.
"Err" or Overload indicator on display	The weight on the scale exceeds its maximum capacity.	The scale has a maximum weight capacity of 180 kg. Ensure the weight is within this limit.

9. PRODUCT SPECIFICATIONS

Feature	Detail
Brand	beatXP
Model	Smart
Colour	Black
Weight Limit	180 Kilograms
Readout Accuracy	0.5 Kilograms
Item Weight	1.3 kg
Product Dimensions (LxWxH)	28 x 28 x 3 cm
Display Type	Backlit LCD
Power Source	2 x AAA Batteries
Connectivity	Bluetooth

Feature	Detail
Body Parameters Measured	Body Weight, BMI, Visceral Fat, Body Water Percentage, Lean Body Mass, Muscle Mass, Bone Mass, Protein Percentage, Basal Metabolic Rate, Body Age, Obesity, Body Fat.
Special Features	High-precision sensors, Step ON technology, Multi-user support via app.
UPC	880024507491
ASIN	B09SV6CTT7

10. WARRANTY AND CUSTOMER SUPPORT

10.1. Warranty Information

The beatXP Smart Bluetooth BMI Weight Machine is covered by a **1-year replacement warranty** against manufacturing defects. To activate your warranty, please follow the instructions provided with your product, typically involving a QR code scan or a missed call to the customer care number.

10.2. Customer Support




For technical assistance, product inquiries, or warranty claims, please contact beatXP customer support:




- **Phone:** +91-7303762766
- **Email:** support@beatxp.com

© 2025 beatXP. All rights reserved.

Manufacturer: GHV Medical Anchor Private Limited
Plot N0 1453. ST Tower Old Delhi Gurgaon Road -122008

Related Documents - Smart

	beatXP MARV Smartwatch (BXSM2001) - Instruction Manual & Features Comprehensive instruction manual for the beatXP MARV smartwatch (Model BXSM2001). Learn about its features, setup, usage, health monitoring, and warranty.
	beatXP Vega Smartwatch: Instruction Manual & Features - Model BXSM2004 Comprehensive instruction manual for the beatXP Vega smartwatch (Model BXSM2004). Learn about its Super AMOLED display, health monitoring, Bluetooth calling, app connectivity, and more.
	beatXP Duke Smartwatch: User Manual, Features, and Specifications Comprehensive guide to the beatXP Duke smartwatch, covering features like Bluetooth calling, health monitoring, sports modes, app connectivity, troubleshooting, and specifications. Learn how to set up and use your beatXP Duke for optimal fitness tracking.

	<p>beatXP Echo Xpods User Manual: Wireless Earphones Guide</p> <p>Comprehensive user manual for beatXP Echo Xpods wireless earphones. Learn about features, setup, usage, charging, specifications, touch controls, and troubleshooting.</p>
	<p>beatXP Tune Xpods User Manual: Wireless Earphones Guide</p> <p>Comprehensive user manual for beatXP Tune Xpods wireless earphones. Learn about setup, charging, touch controls, specifications, and troubleshooting.</p>
	<p>beatXP Vibe Wireless Earphones User Manual - Features, Specs, and Troubleshooting</p> <p>Comprehensive user manual for beatXP Vibe Wireless Earphones. Learn about device features, pairing, usage, charging, specifications, touch controls, and troubleshooting tips.</p>