



Manuals.plus /

› Claymore /

› Claymore V600+ Portable Rechargeable Fan User Manual

Claymore V600+

Claymore V600+ Portable Rechargeable Fan User Manual

Model: V600+ (CLFN-V610SB)

1. PRODUCT OVERVIEW

The Claymore V600+ is a versatile and portable rechargeable fan designed for both indoor and outdoor use. It features a robust battery, multiple speed settings, and an adjustable design for optimal airflow.

CLAYMORE® PORTABLE FAN V600+

Strong Airflow, Super-Quiet



Image 1.1: Claymore V600+ Portable Rechargeable Fan in Sand Beige. This image shows the fan with its tripod stand, highlighting its compact and portable design.

2. WHAT'S IN THE BOX

Before beginning setup, please ensure all components are present in the packaging.

- Claymore V600+ Fan Unit
- Tripod Stand
- USB Charging Cable (Type-C)
- Storage Pouch

WHAT'S IN THE BOX



V600+

Powerful and versatile portable fan



Tripod Stand

Sturdy and adjustable stand for



USB Charging Cable (Type-C)

Cable for fast & efficient charging



Storage Pouch

For easy transport

Image 2.1: Contents of the Claymore V600+ package. This image displays the fan unit, tripod stand, USB-C charging cable, and storage pouch, confirming all included items.

3. SETUP

3.1 Assembling the Fan

1. Unpack the Claymore V600+ fan unit and the tripod stand from the storage pouch.
2. Locate the mounting screw on the top of the tripod stand.
3. Align the screw with the threaded hole at the bottom of the fan unit.
4. Gently screw the fan unit onto the tripod stand until it is securely fastened. Do not overtighten.

3.2 Initial Charging

It is recommended to fully charge the fan before its first use.

1. Connect the provided USB Type-C charging cable to the charging port on the fan.
2. Connect the other end of the USB cable to a compatible USB power adapter (5V/2A recommended, not included).
3. The charging indicator light will illuminate. A full charge takes approximately 6.5 hours.
4. Once fully charged, the indicator light will change or turn off (refer to the specific light behavior in the operating section).

4. OPERATING INSTRUCTIONS

The Claymore V600+ fan features touch controls and multiple settings for customized comfort.

PRODUCT FEATURES




3 Wide
Blades



Handle
Equipped



Angle
Adjustable



Timer
Function



USB Type-C
Rechargeable



4-Speed
Levels

Image 4.1: Key features of the Claymore V600+ fan. This graphic illustrates features such as 3 wide blades, an equipped handle, adjustable angle, timer function, USB Type-C rechargeability, and 4-speed levels.

4.1 Power On/Off and Speed Adjustment

1. To power on the fan, press the power button (typically a push button or touch control on the fan unit).
2. Press the power button repeatedly to cycle through the 4 available speed levels.
3. To power off the fan, continue pressing the power button until the fan stops, or press and hold the power button for a few seconds.

WHISPER-QUIET BREEZE

Ultra-quiet BLDC motor for a blend of powerful airflow and longevity.



Image 4.2: Visual representation of the Claymore V600+ fan's airflow. This image highlights the quiet yet powerful breeze generated by the fan's BLDC motor.

4.2 Angle Adjustment

The fan head can be manually tilted to direct airflow as needed. Gently adjust the fan head to your desired angle. The fan is designed with an adjustable angle feature for optimal air circulation.

4.3 Timer Function


The fan includes a timer function for automatic shut-off. Refer to the specific button on the fan for timer activation. Typically, pressing the timer button will cycle through preset durations (e.g., 1 hour, 2 hours, 4 hours).

4.4 Battery Life and Charging Status

The fan is equipped with a 7,800mAh Li-Polymer battery, providing 7 to 32 hours of continuous use depending on the speed setting. Battery indicator lights on the control panel will show the remaining charge. Recharge the fan when the battery level is low.

ALL-DAY LONG BREEZE

Robust 7,800mAh Li-on battery offers up to 32 hours* of continuous, reliable breeze.



*Up to 7 hours on high and 32 hours on the lowest speed.

Image 4.3: Illustration of the Claymore V600+ fan's long battery life. This image emphasizes the robust 7,800mAh battery, capable of providing up to 32 hours of operation on the lowest speed setting.

5. MAINTENANCE

Regular maintenance ensures optimal performance and longevity of your Claymore V600+ fan.

5.1 Cleaning the Fan Blades and Grille

1. Ensure the fan is powered off and unplugged from any charging source before cleaning.
2. The front grille can be removed for easier cleaning. Gently twist or unclip the front grille as indicated by the design (refer to Image 5.1).
3. Use a soft, dry cloth or a slightly damp cloth to wipe down the fan blades and the interior of the grille. Do not use abrasive cleaners or immerse the fan in water.
4. Once clean and dry, reattach the front grille securely.



Image 5.1: Claymore V600+ fan with the front grille detached. This image demonstrates how the front grille can be removed for cleaning the fan blades.

5.2 Battery Care

- Avoid completely draining the battery frequently.
- Charge the fan regularly, even if not in use for extended periods, to maintain battery health.
- The battery is designed for approximately 800 charge/discharge cycles.

6. TROUBLESHOOTING

If you encounter issues with your Claymore V600+ fan, please refer to the following common solutions:

Problem	Possible Cause	Solution
Fan does not turn on	Battery is depleted	Charge the fan fully using the provided USB-C cable.
Fan does not turn on	Power button not pressed correctly	Ensure the power button is pressed firmly or held down as required.
Weak airflow	Fan blades or grille are dirty	Clean the fan blades and grille as described in the Maintenance section.
Weak airflow	Low battery level	Recharge the fan. Performance may decrease at very low battery levels.
Fan not charging	Cable or adapter issue	Ensure the USB-C cable is securely connected. Try a different USB power adapter or cable.

7. SPECIFICATIONS

Detailed technical specifications for the Claymore V600+ Portable Rechargeable Fan:

- **Model:** V600+ (CLFN-V610SB)
- **Brand:** Claymore
- **Dimensions (D x W x H):** 22.6 x 24.3 x 35 cm (8.9 x 9.6 x 13.8 inches)
- **Weight:** Approximately 600 grams (1.32 lbs)
- **Battery Type:** Li-Polymer 3.7V
- **Battery Capacity:** 7,800mAh
- **Input:** USB Type-C 5V/2A
- **Charging Time:** Approximately 6.5 hours
- **Continuous Usage Time:** 7 - 32 hours (depending on speed setting)
- **Battery Charge/Discharge Cycles:** Approximately 800 times
- **Noise Level:** 15 Decibels
- **Number of Blades:** 3
- **Voltage:** 5 Volts
- **Number of Power Levels:** 4
- **Control Method:** Touch / Push Button
- **Special Features:** Waterproof, Angle Adjustable, Timer Function, Equipped Handle
- **Material:** Plastic
- **Indoor/Outdoor Usage:** Indoor, Outdoor

PRODUCT SPECIFICATIONS




Image 7.1: Dimensional specifications of the Claymore V600+ fan. This image provides a visual reference for the fan's height, width, depth, and weight.

8. WARRANTY AND SUPPORT

Information regarding the product warranty and customer support was not provided in the available data. For warranty details, technical support, or service inquiries, please refer to the official Claymore product packaging or visit the manufacturer's official website.