



[Manuals.plus](#) /

› [MEEBOOK](#) /

› MEEBOOK P78 Pro e-Book Reader User Manual

## MEEBOOK P78 Pro

# MEEBOOK P78 Pro e-Book Reader User Manual

Model: P78 Pro

## 1. INTRODUCTION

The MEEBOOK P78 Pro is an advanced e-Book reader designed to provide a superior reading experience. Featuring a 7.8-inch E-ink Carta touchscreen, Android 11 operating system, and extensive customization options, this device is suitable for various reading and productivity needs. This manual provides essential information for setting up, operating, maintaining, and troubleshooting your MEEBOOK P78 Pro.




Image: Front and back view of the MEEBOOK P78 Pro e-Book Reader, showcasing its sleek design and user interface.

## 2. INITIAL SETUP

### 2.1 Charging the Device

Before first use, fully charge your MEEBOOK P78 Pro using the provided USB-C cable and a compatible power adapter. The device features a 3200mAh lithium polymer battery.

### 2.2 Powering On/Off

To power on, press and hold the power button until the screen activates. To power off, press and hold the power button and select 'Power Off' from the options.

### 2.3 Enabling Google Play Store

To access the Google Play Store and install third-party applications, follow these steps:

1. Go to **APP > User settings**.
2. Select **Upgrade to the latest version**. Ensure your device is updated to version MEEBOOK-V1.0.0-2022030119 or newer.
3. After a successful software upgrade, navigate to **Device settings**.
4. Select **Enable Google Frame** and turn it on.
5. Bind the device to your Google account.

This process may take some time and might require a device restart or factory reset if issues persist, as noted by some users.

## 3. OPERATION

### 3.1 Display and Reading Experience

The MEEBOOK P78 Pro features a 7.8-inch 300ppi E-ink Carta touchscreen with a resolution of 1404x1872. This high-resolution display ensures clear and delicate text, providing a comfortable viewing experience.

# 300PPI HD E-ink screen clear and delicate

Screen resolution up to 1872 \* 1404, every word is clear, giving you an extremely pleasant visual enjoyment.

## 1872\*1404

Screen resolution

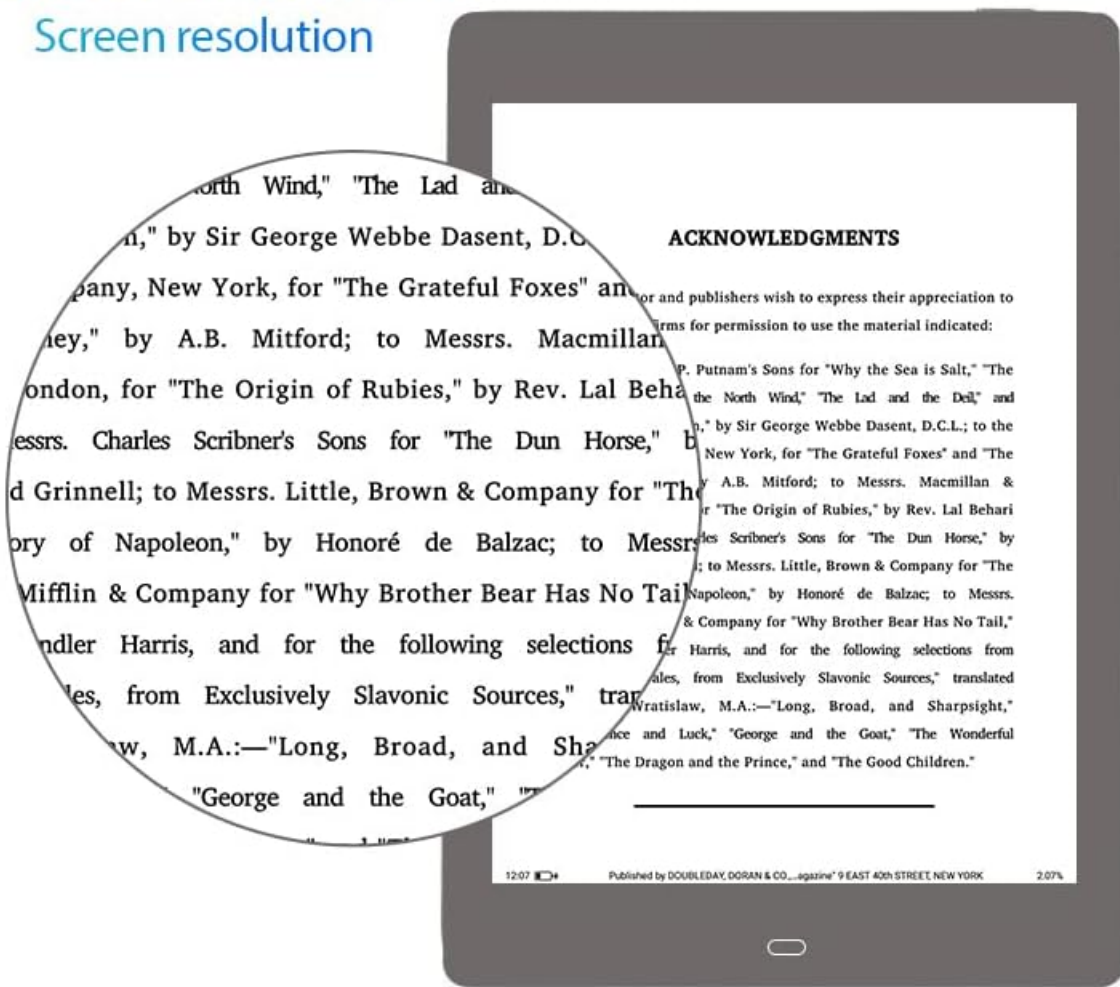


Image: The 7.8-inch E-ink screen displaying text with high clarity and resolution.

The device includes a built-in cold and warm light system with 24 levels of adjustment. This allows you to customize the screen's color temperature to match your environment and reduce eye strain.

## Upgrade cold and warm dual color temperature, to meet your preference for reading light

Dual color mixing 24 levels of adjustment, cold and warm dual color gamut, to adjust the reading light effect that suits your eyes




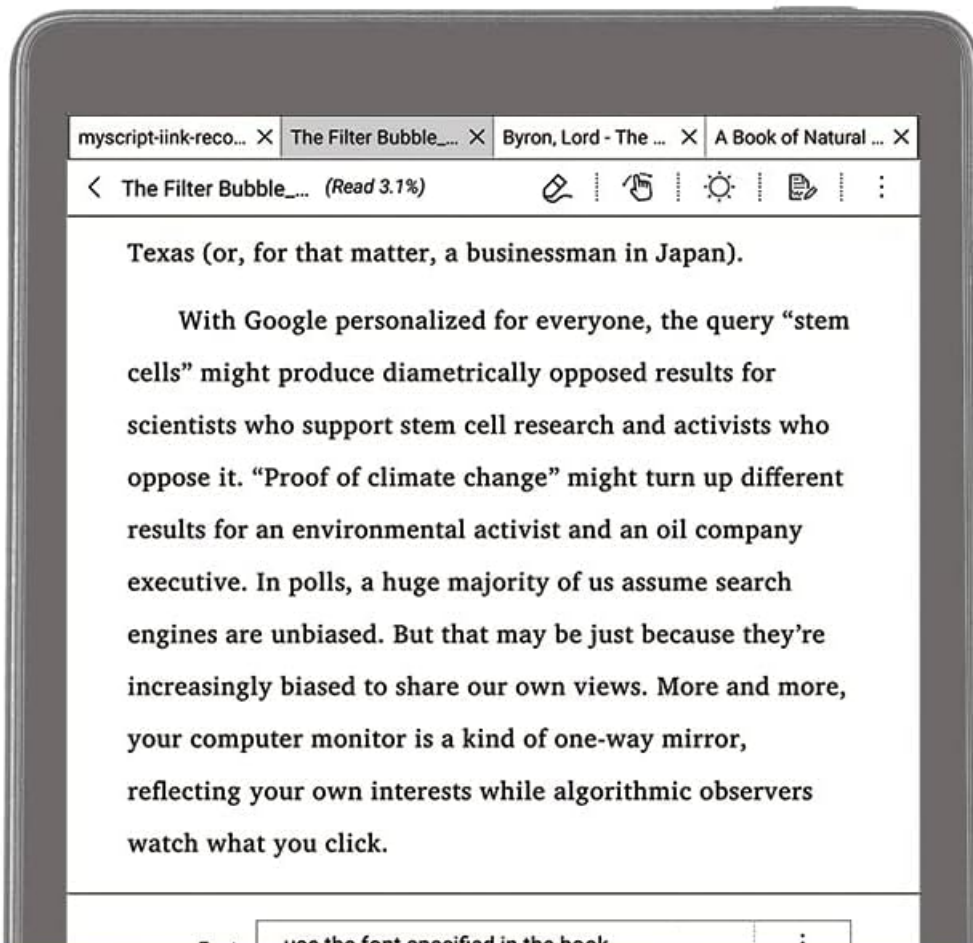
Image: Interface demonstrating the adjustment of cold and warm light settings for optimal reading comfort.

### 3.2 PDF Optimization and Reading Features

The MEEBOOK P78 Pro offers professional PDF optimization with six major features for rearrangement and layout, enhancing your PDF reading experience. The new generation ZReader provides original text layout, multi-language and font settings, reading progress display, and personal reading adjustments.

# PDF professional optimization upgrades your reading experience

Six major optimizations for PDF, rearrangement and layout will support you with better reading experience.



Removing Watermark/Contrast control/ Edge Cutting /  
Format Adjustment/ Reflowing/Rearrangement

Image: The device screen showing various PDF optimization options like removing watermark, contrast control, edge cutting, format adjustment, reflowing, and rearrangement.

Additional reading features include:

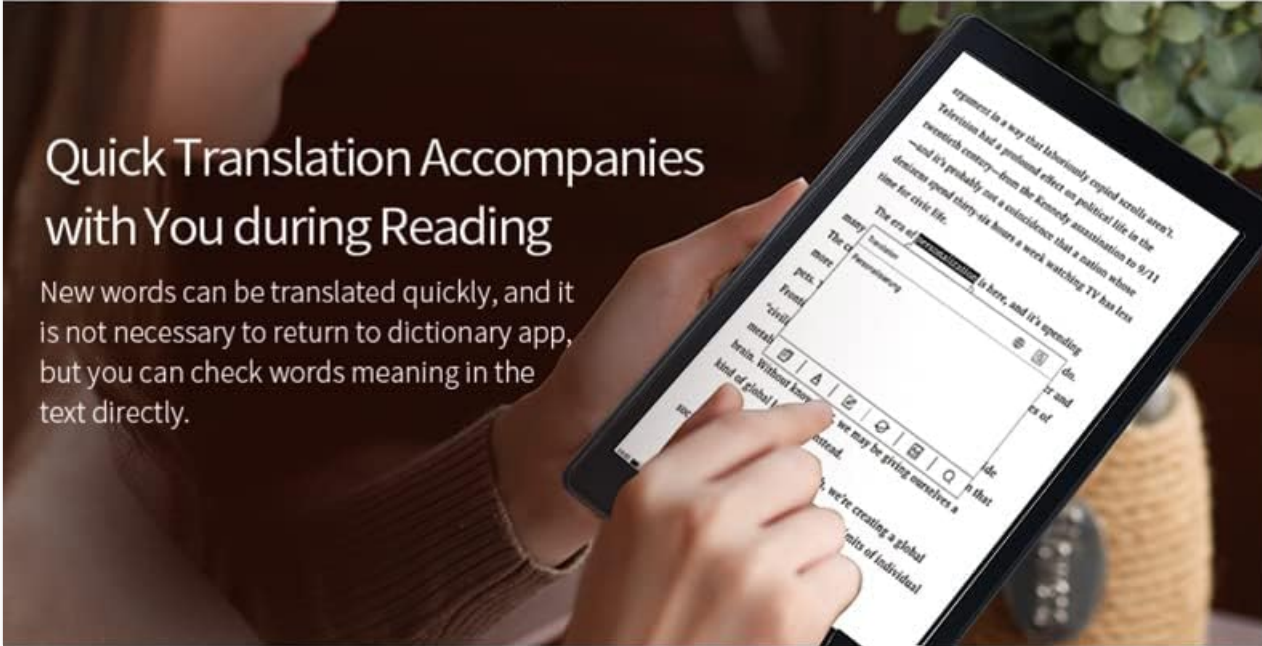
- **Text Customization:** Adjust font, font size, and text layout to your preferences.
- **Reading History:** The device records your reading history and notes, helping you track your progress.
- **Quick Translation:** Translate words directly within the text without needing to open a separate dictionary application.



**Your "Book" Must be the Way As Your habit**  
 You can adjust the text font, font size and text layout according to your own preferences, to make it become your favorite "book".



**Recording Your Reading History Every Time**  
 Recording all your reading and notes history, to help you develop a better reading habit.



**Quick Translation Accompanies with You during Reading**  
 New words can be translated quickly, and it is not necessary to return to dictionary app, but you can check words meaning in the text directly.

Image: A composite image illustrating the reading history tracking and the quick translation during reading.

### **3.3 Handwriting and Stylus Support**

The MEEBOOK P78 Pro supports handwriting functionality. A compatible stylus is required and sold separately. A normal stylus will function as a touch input, but for handwriting notes, a specialized pen is necessary.

### **3.4 Audio Features**

The device supports Audible content and includes a single built-in speaker. Bluetooth 4.2 connectivity allows for pairing with wireless headphones or speakers for private listening.

### **3.5 Storage and Connectivity**

The P78 Pro comes with 3GB RAM and 32GB of internal memory. Storage can be expanded up to 256GB using a TF (microSD) card via the hidden card slot.

# The hidden card slot make the device more elegant and protect your card

Pop-up hidden card slot, integrated with the shape, beautiful and not easy to break, support 256g TFcard, allowing you to store more private collection books.



Image: The MEEBOOK P78 Pro with a TF card being inserted into its hidden slot, indicating expandable storage.

Connectivity options include Wi-Fi (802.11 b/g/n) and USB-C for data transfer, OTG (On-The-Go) functionality, and audio output.

## 4. MAINTENANCE

### 4.1 Cleaning the Device

Use a soft, lint-free cloth to gently wipe the screen and body of the device. Avoid using harsh chemicals or abrasive

materials, which can damage the E-ink display or the device's finish.

## 4.2 Battery Care

To prolong battery life, avoid exposing the device to extreme temperatures. Charge the device regularly and avoid completely draining the battery for extended periods.

## 4.3 Software Updates

Regularly check for and install software updates to ensure optimal performance and access to new features. Updates can typically be found in the device's settings under 'Upgrade to the latest version'.

# 5. TROUBLESHOOTING

## 5.1 Device Not Responding

If the device becomes unresponsive, press and hold the power button for approximately 10-15 seconds to force a restart.

## 5.2 Google Play Store Issues

If you encounter issues enabling or using the Google Play Store, ensure you have followed all steps in Section 2.3. Sometimes, a factory reset after the initial update and Google Frame enablement can resolve persistent issues. Verify your Google account binding.

## 5.3 App Loading Problems (e.g., Kindle, Audible)

If applications like Kindle or Audible fail to load or sync, try the following:

- Ensure the device's software is up to date.
- Clear the app's cache and data in Android settings.
- Uninstall and reinstall the application from the Google Play Store (if enabled).
- Verify your internet connection.

## 5.4 Screen Ghosting or Smearing

E-ink screens may occasionally exhibit minor ghosting (faint remnants of previous images). The device is designed to automatically refresh the screen to minimize this. If persistent, a full page refresh can often clear it. Adjusting screen refresh settings in the device options may also help.

## 5.5 Slow Performance

If the device feels slow, try closing unused applications running in the background. Ensure sufficient free storage space. A restart can also improve performance.

# 6. SPECIFICATIONS

| Feature | Detail |
|---------|--------|
|---------|--------|

| Feature                | Detail   |
|------------------------|--|
| Model Name             | P78 Pro  |
| Screen Size            | 7.8 Inches   |
| Display Technology     | E-ink Carta HK   |
| Display Resolution     | 1404 x 1872 (300ppi)   |
| Operating System       | Android 11   |
| Processor              | Quad-core 1.8GHz   |
| RAM                    | 3GB  |
| Internal Memory        | 32GB   |
| Expandable Storage     | Supports up to 256GB TF card   |
| Connectivity           | Wi-Fi (802.11 b/g/n), Bluetooth 4.2, USB-C (data, OTG, audio out)        |
| Battery                | 3200mAh lithium polymer  |
| Dimensions             | 197.2 x 138.7 x 8.0 mm (7.76"L x 5.46"W x 0.31"Th)                       |
| Weight                 | Approximately 267g   |
| Supported File Formats | EPUB, PDF, FB2, TXT, AZW, DOC, MOBI, JPG, HTM, PNG, GIF, PPT, HTML, etc. |
| Human-Interface Input  | Touchscreen  |

## 7. WARRANTY AND SUPPORT

For specific warranty information, please refer to the documentation provided with your purchase or contact MEEBOOK customer support directly. Support contact details are typically available on the manufacturer's official website.