

## Cosmic Byte CB-GK-20 Styx

# Cosmic Byte CB-GK-20 Styx TKL Membrane Gaming Keyboard

User Manual

## INTRODUCTION

Thank you for choosing the Cosmic Byte CB-GK-20 Styx TKL Membrane Gaming Keyboard. This manual provides essential information for setting up, operating, maintaining, and troubleshooting your new keyboard. Please read it thoroughly to ensure optimal performance and longevity of your device.

## PACKAGE CONTENTS

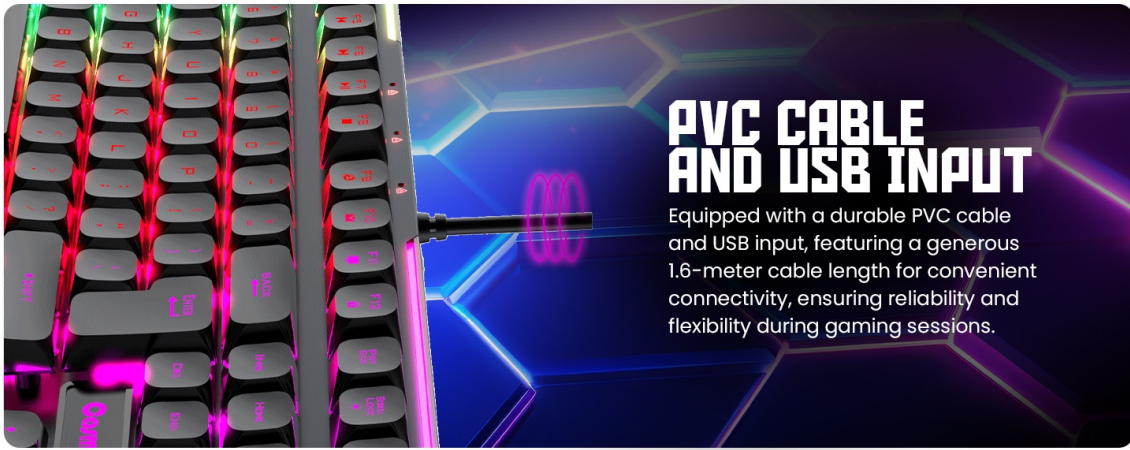
Ensure all items are present in the package:

- Cosmic Byte CB-GK-20 Styx TKL Membrane Gaming Keyboard
- User Manual (this document)

## SETUP

Follow these steps to set up your keyboard:

1. **Connect the Keyboard:** Plug the USB-A connector of the keyboard's PVC cable into an available USB port on your computer (Laptop or PC).
2. **Driver Installation:** The keyboard is plug-and-play. Your operating system (Windows or Mac) will automatically detect and install the necessary drivers. No additional software installation is required.
3. **Placement:** Place the keyboard on a stable, flat surface. Adjust the rear feet for a comfortable typing angle if desired.



## PVC CABLE AND USB INPUT

Equipped with a durable PVC cable and USB input, featuring a generous 1.6-meter cable length for convenient connectivity, ensuring reliability and flexibility during gaming sessions.

Image: The keyboard's durable PVC cable and USB input for reliable connectivity.

## OPERATING INSTRUCTIONS

### Basic Usage

The Cosmic Byte CB-GK-20 Styx functions as a standard QWERTY keyboard for all typing and input needs.

### Rainbow LED Backlight

The keyboard features a vibrant rainbow LED backlight. This is a single-color backlight and does not offer customizable color changes per key or dynamic effects beyond its default rainbow pattern. The backlight can typically be toggled on/off or adjusted for brightness using dedicated function keys (refer to the keyboard layout for specific key combinations, often Fn + Scroll Lock or similar).



## RAINBOW LED

Features vibrant rainbow LED backlighting, enhancing your gaming experience with customizable lighting effects and aesthetic flair.

Image: Close-up of the keyboard showcasing its rainbow LED backlight.

### Multimedia Hotkeys

The keyboard includes dedicated multimedia hotkeys for convenient control over media playback. These are typically accessed by pressing the **Fn** key in combination with the F1-F12 keys. Common functions include volume control, play/pause, stop, and track navigation.

- **Fn + F1:** Media Player
- **Fn + F2:** Volume Down
- **Fn + F3:** Volume Up

- **Fn + F4:** Mute
- (Other F-keys may have additional functions; refer to keycap legends.)

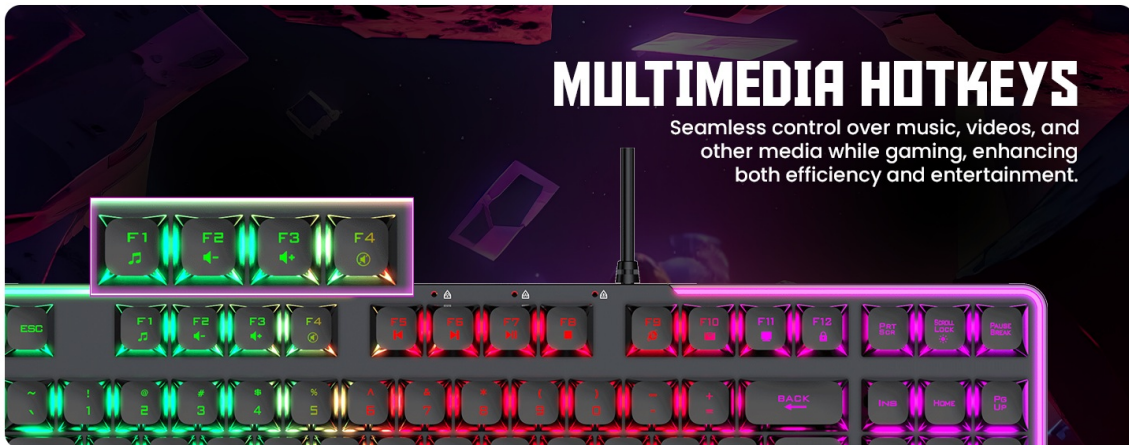


Image: Highlighted multimedia hotkeys (F1-F4) for quick media control.

## 6-Key Anti-Ghosting

The keyboard supports 6-key anti-ghosting, meaning you can press up to six keys simultaneously without any input conflicts or missed presses. This feature is beneficial for gaming, ensuring all complex commands are registered accurately.

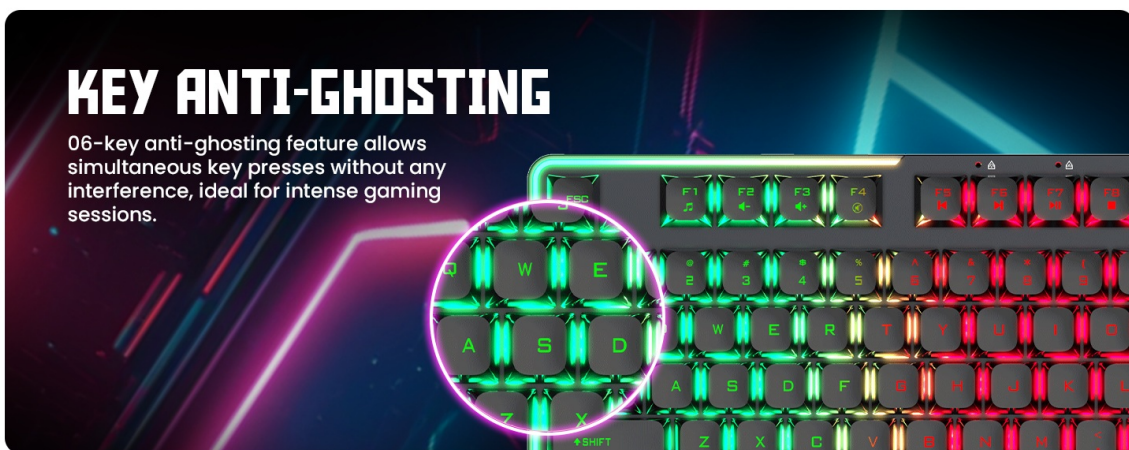


Image: Close-up of WASD keys illustrating the 6-key anti-ghosting capability.

## Win-Key Lock

The Windows key can be disabled to prevent accidental presses during gaming sessions. This function is typically activated or deactivated using a specific key combination, often **Fn + Windows Key**. Refer to your keyboard's specific key legends for confirmation.

Your browser does not support the video tag.

Video: This video demonstrates key features of the Cosmic Byte CB-GK-20 Styx keyboard, including its TKL membrane design, 6-key anti-ghosting, rainbow single-color backlight, Win-Key Lock functionality, and wired USB connection. It provides a visual overview of the product's main attributes.

## MAINTENANCE

Proper care ensures the longevity of your keyboard:

- **Cleaning:** Use a soft, dry cloth to wipe the keyboard surface. For deeper cleaning, use a can of compressed air to remove dust and debris from between the keys. A slightly damp cloth (not wet) with mild soap can be used for stubborn stains, ensuring no liquid enters the keyboard.
- **Avoid Liquids:** Do not spill liquids on the keyboard. If a spill occurs, immediately disconnect the keyboard from your computer and allow it to dry completely before reconnecting.
- **Storage:** Store the keyboard in a cool, dry place away from direct sunlight and extreme temperatures.

## TROUBLESHOOTING

If you encounter issues with your keyboard, try these solutions:

- **Keyboard Not Responding:**
  - Ensure the USB cable is securely plugged into your computer.
  - Try plugging the keyboard into a different USB port.
  - Restart your computer.
- **Keys Not Working or Input Errors:**
  - Clean around the affected keys to remove any debris.
  - Test the keyboard on another computer to rule out a system-specific issue.
- **Backlight Not Working:**
  - Ensure the backlight is not turned off via its dedicated function key combination.
  - Check if the brightness is set to the lowest level.

If problems persist after trying these steps, please contact customer support.

## SPECIFICATIONS

<b>Brand</b>	Cosmic Byte
<b>Model Name</b>	CB-GK-20 Styx
<b>Model Number</b>	CB-GK-20
<b>Connectivity Technology</b>	USB-A (Wired)
<b>Compatible Devices</b>	Laptop, PC
<b>Keyboard Description</b>	Gaming, TKL Membrane
<b>Switch Type</b>	Membrane
<b>Keyboard Layout</b>	QWERTY
<b>Backlighting</b>	Rainbow LED (Single Color)
<b>Anti-Ghosting</b>	6-Key Anti-Ghosting

Color	Black
Item Dimensions (L x W x H)	36.3 x 13.5 x 3.3 Centimeters
Item Weight	430 Grams
Country of Origin	China

## WARRANTY

The Cosmic Byte CB-GK-20 Styx TKL Membrane Gaming Keyboard comes with a **1 Year Warranty Against Manufacturing Defects** from the date of purchase. This warranty covers defects in materials and workmanship under normal use. It does not cover damage caused by misuse, accident, unauthorized modification, or external causes.

Please retain your purchase receipt as proof of purchase for warranty claims.

## SUPPORT

For technical assistance, warranty claims, or any other inquiries, please contact Cosmic Byte customer support:

- **Email:** [cc@thecosmicbyte.com](mailto:cc@thecosmicbyte.com)
- **Phone:** 1800313007700
- **Manufacturer Address:** Prakash Warehousing, S. No.163, Hissa No 1-2-3-4-5A-5B/2/1, Phursungi, Pune 412308, Maharashtra, India