

PETLIBRO PLAF103

PETLIBRO Automatic Pet Feeder

Model: PLAF103 | Brand: PETLIBRO

INTRODUCTION

The PETLIBRO Automatic Pet Feeder is designed to provide convenient and reliable feeding for your cats and dogs. With advanced features like Wi-Fi connectivity, customizable meal schedules, and freshness preservation, this feeder ensures your pet receives their meals on time, every time. The intuitive app control allows you to manage feeding from anywhere, providing peace of mind for pet owners.

PRODUCT OVERVIEW & COMPONENTS

The PETLIBRO Automatic Pet Feeder consists of several key components designed for optimal functionality and ease of use.

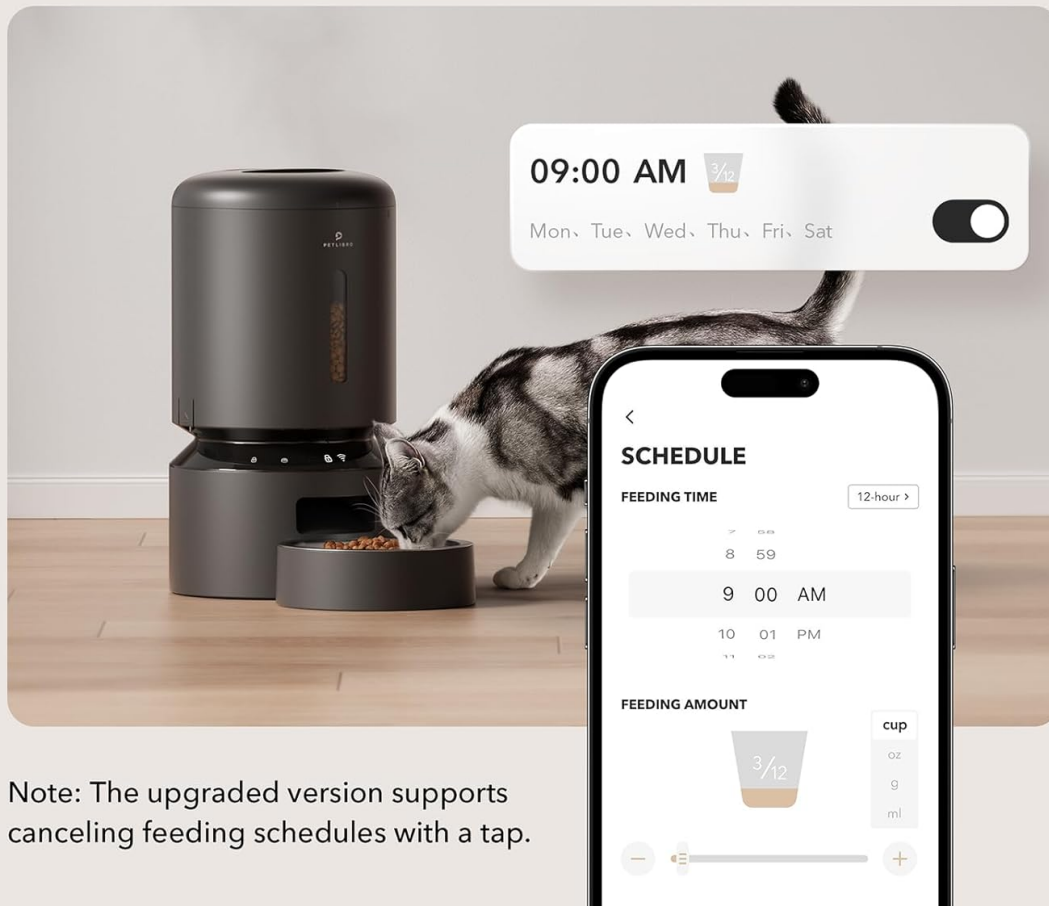
- Wi-Fi Automatic Pet Feeder Unit
- Stainless Steel Food Bowl
- Charger (Power Adapter)
- Desiccant Bag
- User Manual
- Quick Guide



This image displays the PETLIBRO Automatic Pet Feeder in black, alongside a smartphone showing the feeder's control application. The feeder features a transparent window to view food levels and a stainless steel bowl.

Remote Customized Feeding Times & Amount

Help pets eat regularly and maintain gut health



Note: The upgraded version supports canceling feeding schedules with a tap.

This diagram illustrates the internal design of the feeder, highlighting the secure twist-lock lid, desiccant bag compartment, silicone sealing strip, and patent rotor design, all contributing to food freshness.

SETUP

1. **Unpack and Assemble:** Remove all components from the packaging. Place the stainless steel bowl into its designated slot on the feeder base.
2. **Power Connection:** Connect the power adapter to the feeder and plug it into a wall outlet. For power outage backup, insert 3 D-size batteries (not included) into the battery compartment at the bottom of the feeder.
3. **Install Desiccant Bag:** Open the lid of the food tank and place the desiccant bag into its holder to maintain food freshness.
4. **Fill Food Tank:** Pour dry kibble into the food tank. Ensure the kibble size is between 2-15mm to prevent jamming. Securely close the twist-lock lid.
5. **App Download & Connection:** Download the PETLIBRO App from your smartphone's app store (iOS or Android). Follow the in-app instructions to connect the feeder to your home Wi-Fi network. The feeder supports both 5GHz and 2.4GHz Wi-Fi networks.

2.4GHz And 5GHz Wi-Fi Networks? No Problem



The feeder supports both 2.4GHz and 5GHz Wi-Fi networks for flexible connectivity options.

OPERATING INSTRUCTIONS

Scheduling Meals via App

The PETLIBRO App allows you to create a customized feeding schedule for your pet. You can schedule up to 10 meals per day, with each meal consisting of 1 to 48 portions (1/12 cup per portion). The app also provides feeding records to track your pet's intake.

Seal From The Inside Out

Every meal is delicious when the food tank is securely sealed to prevent air and moisture from entering



This image shows the feeder in use with a cat, and a smartphone screen demonstrating how to remotely customize feeding times and amounts via the app.

Personalized Meal Call

Record a voice message of up to 10 seconds through the app. This message will play at each scheduled feeding time, allowing your pet to hear your voice and feel your presence even when you're away. You can adjust the volume of the meal call as needed.

Personalized Meal Calls For Pet

Record a voice message for up to 10 seconds and easily adjust the volume in the app



Hey, baby,
it's time to eat!



The feeder allows recording a personalized voice message up to 10 seconds, which plays at each feeding time to call your pet.

Smart Notifications

The feeder is equipped with sensors that provide important notifications directly to your smartphone and via indicators on the device. You will be alerted if the food tank is empty, if food gets jammed, or if the battery is low. An infrared sensor continuously monitors the food outlet to prevent blockages.

Store About 5 Pounds Of Pet Food

Large capacity can easily meet the appetites of cats and dogs



The feeder provides smart notifications on your phone and via indicators on the device for low food storage, low battery, and other operational issues.

Official Product Video

Your browser does not support the video tag.

This video provides an overview of the PETLIBRO Automatic Pet Feeder, demonstrating its features and how to control it using the 5G WiFi enabled app.

MAINTENANCE

Cleaning Instructions


Regular cleaning is essential for hygiene and proper functioning. The feeder features a detachable design for easy cleaning of the food tank and stainless steel bowl. The feeder base should not be washed; wipe it clean with a damp cloth.

- Detach the food tank and stainless steel bowl from the base.
- Wash the food tank and bowl with water and mild detergent.
- Ensure all parts are completely dry before reassembling.
- Replace the desiccant bag every two weeks to maintain food freshness.

Equally Divided Vane Design & Wide Food Outlet



**Anti-stuck
structure**



**Smart anti-stuck
algorithm**



The feeder features a detachable design for easy and thorough cleaning of its components, including the food container and stainless steel bowl.

Kibble Compatibility

For optimal performance and to prevent jamming, use dry kibble with a diameter between 2-15mm. The feeder is compatible with various dry food types, including freeze-dried, air-dried, and mixed food. Do not use wet pet food or kibble with a diameter over 15mm.

Detachable Design For Thorough Cleaning

Cleaning is the first step for fresh and clean food



Note: Use the feeder after it's dry. The feeder base is not washable.

This image illustrates the recommended kibble size (2-15mm) and compatible food types (dry, freeze-dried, air-dried, mixed food) to prevent food jamming.

TROUBLESHOOTING

Food Jamming

The feeder is designed with an anti-stuck structure and a wide food outlet to minimize jamming. An infrared sensor at the food outlet detects blockages and stops dispensing to prevent motor strain. If a jam occurs, the app will send a 'Rotor Stuck' notification. Clear any obstructions from the food outlet and ensure kibble size is within the recommended range.

Connectivity Issues

Ensure your Wi-Fi network is stable and within range. The feeder supports both 2.4GHz and 5GHz networks. If connection issues persist, try restarting your router and the feeder. Refer to the app's troubleshooting guide for specific connection steps.

Power Outage

In case of a power outage, if D-size batteries are installed, the feeder will continue to dispense meals as scheduled. The app will notify you of low battery levels when the backup power source is running low.

SPECIFICATIONS

Feature	Detail
Model Name	automatic cat food dispenser
Item Model Number	PLAF103
Item Weight	4.09 pounds
Color	Black
Size	5L-with WiFi
Material	Stainless Steel
Style	WiFi
Number of Items	1
Age Range Description	All Life Stages
Breed Recommendation	All Breed Sizes
Specific Uses for Product	Pet daily feeding, Suitable for pets, App Control, Help pets on a healthy diet, Wi-Fi Connection
Special Feature	Supports 2.4G & 5G Wi-Fi Network


WARRANTY AND SUPPORT






The PETLIBRO Automatic Pet Feeder comes with a **24 Months Warranty** from the date of purchase. For any support inquiries, troubleshooting assistance, or warranty claims, please refer to the official PETLIBRO customer service channels.

You can also download the comprehensive User Manual in PDF format for detailed instructions and information:

Download User Manual
(PDF)

Related Documents - PLAF103

	<p>PETLIBRO PLAF103 Granary Automatic Pet Feeder - WiFi Control 5L Double Food Tray Quick Start Guide</p> <p>This quick start guide provides essential instructions for setting up and controlling the PETLIBRO PLAF103 Granary Automatic Pet Feeder with WiFi, featuring a 5L capacity and double food tray. Learn about app installation, device pairing, and key operational steps.</p>
---	--

	<p>PETLIBRO Granary Automatic Pet Feeder - WiFi Control 5L Double Food Tray User Manual</p> <p>Comprehensive user manual for the PETLIBRO Granary Automatic Pet Feeder (Model PLAF103) with WiFi control and a 5L capacity. Learn about setup, app control, cleaning, troubleshooting, and specifications for this automatic pet food dispenser.</p>
	<p>Petlibro Granary 5L Smart Pet Feeder with Camera User Manual</p> <p>Comprehensive user manual for the Petlibro Granary 5L Smart Pet Feeder with Camera, covering setup, operation, maintenance, and troubleshooting. Learn how to connect to the app, feed your pet, and ensure optimal performance.</p>
	<p>Petlibro Granary 5L Smart Pet Feeder with Camera User Manual</p> <p>Comprehensive user manual for the Petlibro Granary 5L Smart Pet Feeder with Camera, covering setup, operation, maintenance, and troubleshooting. Learn how to use the app, connect to Wi-Fi, and ensure your pet is fed on time.</p>
	<p>PETLIBRO Granary Automatic Pet Feeder User Manual - WiFi Control 5L Double Food Tray</p> <p>This user manual provides comprehensive instructions for the PETLIBRO Granary Automatic Pet Feeder (Model PLAF103), featuring WiFi control, a 5L capacity, and a double food tray. Learn about setup, app operation, maintenance, and troubleshooting for automated pet feeding.</p>
	<p>PETLIBRO AIR Automatic Pet Feeder User Manual - Setup, Operation, and Troubleshooting</p> <p>Comprehensive user manual for the PETLIBRO AIR Automatic Pet Feeder (Model PLAF008). Learn about setup, time and meal settings, manual feeding, indicators, cleaning, troubleshooting, specifications, safety, and warranty.</p>