



Manuals.plus /

› Intex /

› Intex Ultra XTR Frame Above Ground Rectangular Swimming Pool Set User Manual

Intex 26373EH

Intex Ultra XTR Frame Above Ground Rectangular Swimming Pool Set

Model: **26373EH**

Brand: **Intex**

PRODUCT OVERVIEW

The Intex Ultra XTR Frame Above Ground Rectangular Swimming Pool Set provides a robust and spacious swimming solution for your backyard. This comprehensive set includes the pool frame, liner, a powerful sand filter pump, a removable ladder, a pool cover, and a ground cover, along with a deluxe maintenance kit to ensure clear and clean water throughout the swimming season.



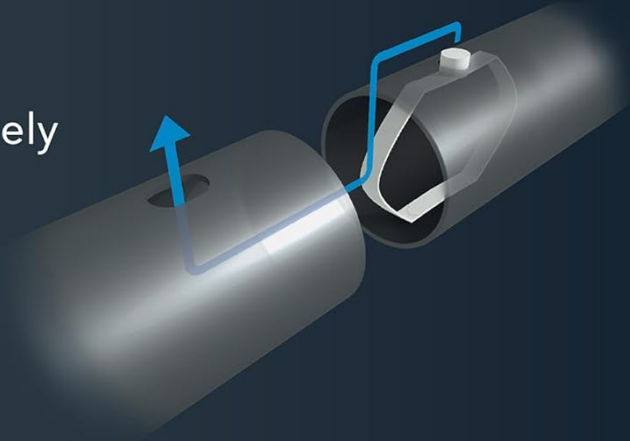
Image: Complete Intex Ultra XTR Frame Rectangular Swimming Pool Set, including the pool, sand filter pump, and maintenance accessories.

KEY FEATURES

- **Ultra XTR Frame Design:** Engineered for superior strength and durability with galvanized steel frames that are rust-resistant.
- **Easy-Lock System:** Composite T-joints allow for fast, tool-free assembly, ensuring a secure and stable structure.
- **3-Ply Side Wall Liner:** Constructed with laminated PVC siding featuring three separate material layers, providing enhanced strength and tear resistance.
- **Krystal Clear Sand Filter Pump SX2800:** A powerful filtration system with a 2800 GPH pump flow rate, offering 6 functions for optimal water clarity and maintenance.
- **Hydro Aeration Technology:** Integrated into the pump system to improve filtration, clarity, and freshness of the pool water.
- **Comprehensive Set:** Includes all necessary components for setup and maintenance, such as a ladder, pool cover, ground cover, and a deluxe maintenance kit.

Easy-Lock System

Composite T-joints precisely engineered for strength, frame protection, and easy, tool-free setup



Superior Frame Design

Galvanized steel frames for extra durability and rust-resistance


INTEX[®]

Image: Illustration detailing the Easy-Lock System with composite T-joints and the superior galvanized steel frame design for durability and rust resistance.

INTEX®



3-PLY SIDE WALL LINER



High-strength
polyester mesh

Extra-thick
PVC layer

= 50% higher
tear resistance



*compared to standard INTEX® Metal Frame Pool Liner

Image: Cross-section view of the 3-ply side wall liner, highlighting the high-strength polyester mesh and extra-thick PVC layers for enhanced tear resistance.

INCLUDED COMPONENTS

The Intex Ultra XTR Frame Pool Set comes with everything required for a complete pool experience:

- Pool Frame (Galvanized Steel)
- Pool Liner (3-Ply PVC)
- Krystal Clear Sand Filter Pump SX2800
- Removable Ladder
- Pool Cover
- Ground Cover
- Deluxe Pool Maintenance Kit

INCLUDED ACCESSORIES



**Krystal Clear™
Sand Filter Pump
SX2800**



**Removable
Ladder**



Pool Frame



Pool Liner



Pool Cover



Ground Cover



INTEX®

Image: Visual representation of all included accessories: Krystal Clear Sand Filter Pump SX2800, Removable Ladder, Pool Frame, Pool Liner, Pool Cover, and Ground Cover.

SETUP INSTRUCTIONS

Setting up your Intex Ultra XTR Frame Pool is designed to be straightforward, typically taking about 90 minutes to be ready for water. It is recommended to have at least two adults for assembly.

1. Site Preparation

- Choose a flat, level area free of sharp objects, debris, and excessive slopes.
- Ensure the ground is firm and can support the weight of the filled pool (approximately 14,364 gallons of water).
- Lay down the included ground cover to protect the pool liner from punctures and abrasions.

2. Frame Assembly

- Unpack all frame components and organize them according to the instruction manual.
- Assemble the galvanized steel frame using the Easy-Lock System. The composite T-joints snap together without the need for additional tools.
- Ensure all connections are secure and the frame is properly aligned before proceeding.

3. Liner Installation

- Carefully spread the 3-ply PVC liner within the assembled frame, ensuring it is centered and smooth.
- Connect the liner to the frame according to the detailed instructions provided in your manual.

4. Pump and Accessory Connection

- Connect the Krystal Clear Sand Filter Pump SX2800 to the designated inlet and outlet ports on the pool liner. Follow the pump's specific setup instructions for hose connections and sand filling.
- Assemble and attach the removable ladder securely to the pool frame.
- Ensure all connections are tight to prevent leaks.

For detailed step-by-step instructions, always refer to the comprehensive manual included with your pool set.

OPERATING THE SAND FILTER PUMP

The Krystal Clear Sand Filter Pump SX2800 is designed for efficient water filtration and circulation. It features 6 functions controlled by a multi-port valve:

- **Filtration:** Standard operation for continuous water cleaning.
- **Backwash:** Reverses water flow to clean the sand filter bed. Perform regularly to maintain filtration efficiency.
- **Rinse:** Used after backwashing to settle the sand and flush out any remaining debris before returning to filtration.
- **Recirculate:** Circulates water without passing it through the filter, useful for mixing chemicals.
- **Drain:** Drains water directly from the pool, bypassing the filter.
- **Close System:** Shuts off all flow to the filter, typically used for maintenance or when the pool is not in use.

The pump has a flow rate of 2800 GPH (Gallons Per Hour), ensuring rapid and effective water turnover for your pool's volume.

KRYSTAL CLEAR™ SAND FILTER PUMP SX2800

- 6 Functions — Filtration, Backwash, Rinse, Recirculate, Drain, and Close System
- Sand lasts up to 5 years with regular backwashing
- Pump Flow Rate:
2800 GPH



INTEX's patented HydroAeration® Technology is precision engineered to improve filtration, clarity and freshness in above ground pools.

Image: Detailed view of the Intex Krystal Clear Sand Filter Pump SX2800, highlighting its 6 functions and Hydro Aeration Technology for improved water quality.

MAINTENANCE

Regular maintenance is crucial for keeping your pool water clean and extending the life of your pool and equipment.

Pool Water Care

- **Chemical Balance:** Regularly test and adjust water chemistry (pH, chlorine, alkalinity, etc.) to ensure safe and clear water.
- **Filtration:** Operate the sand filter pump daily for several hours to circulate and filter the entire volume of pool water.
- **Backwashing:** Perform backwashing on the sand filter pump when the pressure gauge indicates a higher than normal reading or when water flow decreases. Sand in the filter typically lasts up to 5 years with regular

backwashing.

Cleaning with Deluxe Pool Maintenance Kit

The included Deluxe Pool Maintenance Kit helps keep your pool free of debris:

- **110in Telescoping Aluminum Pole:** For extended reach during cleaning.
- **24ft 7in Hose with Connector for Filter:** Connects to the filter pump for vacuuming.
- **Deluxe Vacuum Head:** Comes with 2 nozzles and 1 scrubber for effective debris removal from the pool floor.
- **Leaf Rake Head with Deep Skimmer Net:** For skimming leaves and larger debris from the water surface.
- **Curved Wall Brush Head:** For scrubbing pool walls and preventing algae buildup.



Image: A person demonstrating the use of the Deluxe Pool Maintenance Kit to clean an above ground pool.

Pool Maintenance Kit **PARTS**

- 1 110in telescoping aluminum pole
- 2 24ft 7in hose with connector for filter
- 3 Deluxe vacuum head
comes with 2 nozzles, 1 scrubber
- 4 Leaf rake head with deep skimmer net
- 5 Curved wall brush head




Image: An exploded view of the Deluxe Pool Maintenance Kit, showing the telescoping pole, hose, vacuum head, leaf rake, and wall brush.

TROUBLESHOOTING

This section addresses common issues you might encounter with your Intex pool set. For more complex problems, refer to the full instruction manual or contact customer support.

Problem	Possible Cause	Solution
Water is Cloudy/Green	Insufficient filtration, improper chemical balance, algae growth.	Ensure pump runs for adequate hours daily. Test water chemistry and adjust chlorine/pH levels. Backwash filter. Consider using an algaecide or clarifier.
Pump Not Operating	No power, clogged impeller, air in system.	Check power connection and circuit breaker. Inspect and clear any debris from the impeller. Bleed air from the pump system.
Water Level Dropping	Evaporation, leak in liner or connections.	Normal evaporation occurs, especially in warm weather. Inspect liner for punctures and connections for leaks. Use included patch kit for small holes.

SPECIFICATIONS

Attribute	Detail
Model Number	26373EH
Dimensions (L x W x H)	32 ft x 16 ft x 52 in (9.75 m x 4.88 m x 1.32 m)
Water Depth	52 inches (1.32 meters)
Water Capacity (at 90%)	14,364 gallons (54,370 liters)
Material	Alloy Steel (frame), Polyvinyl Chloride (liner)
Color	Blue, Gray
Sand Filter Pump Model	Krystal Clear Sand Filter Pump SX2800
Pump Flow Rate	2800 GPH (Gallons Per Hour)
Approximate Setup Time	90 minutes



APPROX. SETUP
60 MIN.



WATER DEPTH
52 in.



WATER CAPACITY
14,364 gal.

Image: Dimensional diagram of the Intex Ultra XTR Frame Pool, indicating its length (32 ft), width (16 ft), and height (52 in), along with water depth and capacity.

WARRANTY AND SUPPORT

For information regarding product warranty, please refer to the warranty card included in your product packaging or visit the official Intex website. Intex provides customer support for product inquiries, troubleshooting assistance, and parts replacement.

Contact Information:

- Refer to your product manual for specific customer service phone numbers and hours of operation.
- Visit the official Intex website for FAQs, support resources, and online contact forms.

Always retain your proof of purchase for warranty claims.