

manuals.plus /

- › [Xiaomi](#) /
- › [Mi 5X Series 55-inch 4K LED Smart Android TV User Manual](#)

Xiaomi L55M6-ES

Mi 5X Series 4K LED Smart Android TV User Manual

Model: L55M6-ES | Brand: Xiaomi

INTRODUCTION

This manual provides comprehensive instructions for the setup, operation, and maintenance of your Mi 138.8 cm (55 inches) 5X Series 4K LED Smart Android TV. Please read this manual thoroughly before using the product to ensure proper functionality and safety.



Front view of the Mi 5X Series 55-inch 4K LED Smart Android TV.

PACKAGE CONTENTS

Verify that all items are present in the package before proceeding with the setup.

- 1 x Mi LED TV (55 inches)
- 2 x Table Stand Base
- 1 x User Manual (this document)
- 1 x Remote Control
- 4 x Screws for stand assembly
- 2 x AAA Batteries (for remote control)

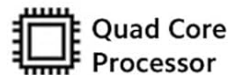


>||< Premium
Bezel-less Design



Dolby
VISION

Dolby
ATMOS



Important Note: The brands, Mi and Xiaomi, are part of the same multinational conglomerate

An overview highlighting key features of the Mi TV 5X Series, including Premium Bezel-less Design, HDR10+, Dolby Vision, Dolby Atmos, Vivid Picture Engine 2, Reality Flow, Quad Core Processor, and PatchWall with IMDb Integration.

SETUP GUIDE


1. Assembling the Stand / Wall Mounting

Your Mi TV 5X Series supports both table-top placement and wall mounting. Choose the method that best suits your needs.

- **For Table Stand Assembly:** Attach the two provided table stand bases to the bottom of the TV using the four screws. Ensure they are securely fastened.
- **For Wall Mounting:** A wall mount is not included and must be purchased separately. It is recommended to use a professional installation service for wall mounting to ensure safety and proper alignment.



The Mi TV 5X Series television placed on a modern wooden TV stand, demonstrating its use with the included table stand bases.

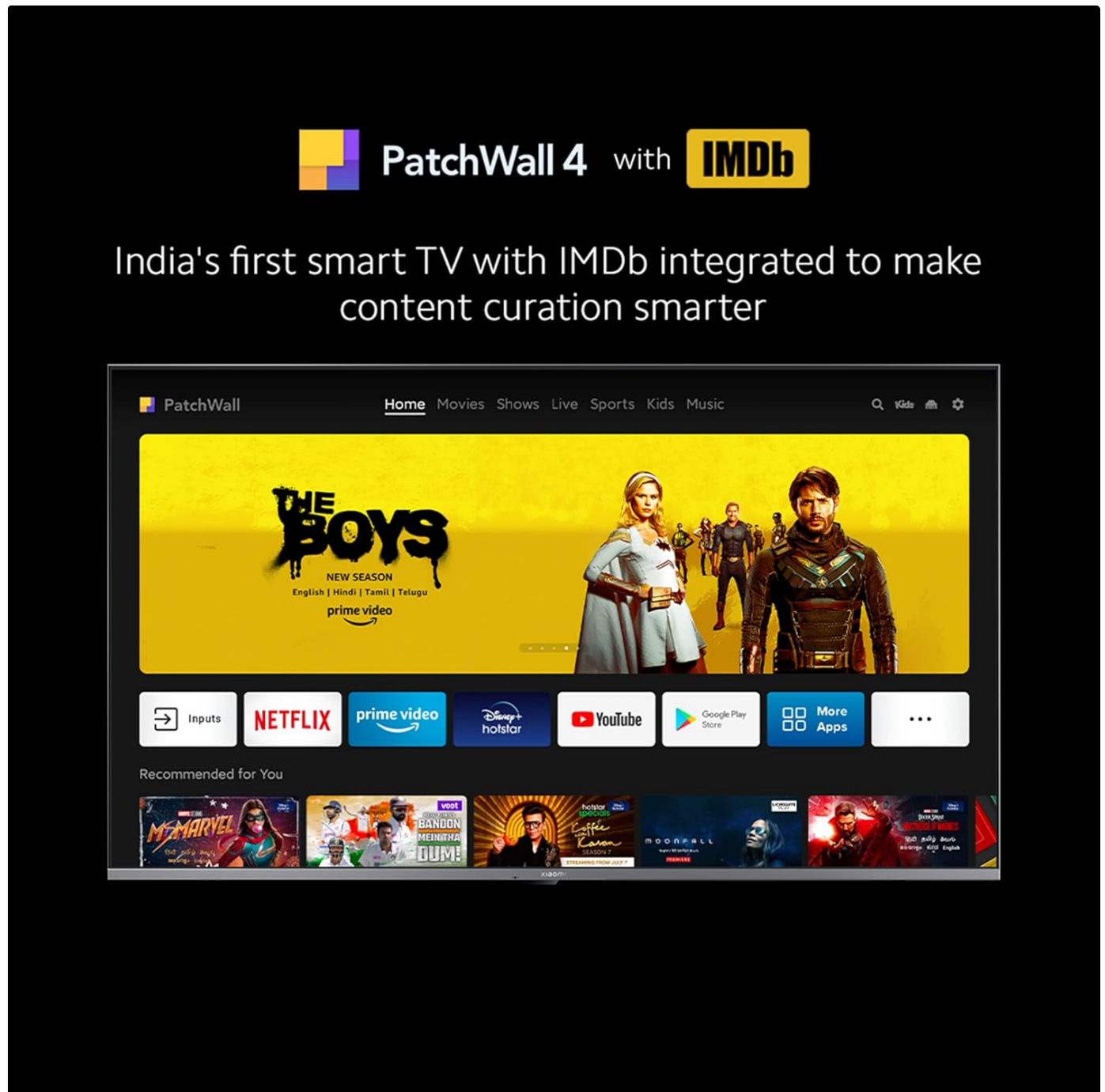


An image showcasing the Mi TV 5X Series, available in 43, 50, and 55-inch sizes, emphasizing a personalized cinematic experience.

2. Connecting Peripherals


The Mi TV 5X Series offers a variety of ports for connecting external devices.

- **HDMI Ports (3x HDMI 2.1):** Connect gaming consoles, set-top boxes, Blu-ray players, and other HDMI-enabled devices. Supports ALLM (Auto Low Latency Mode) and eARC.
- **USB Ports (2x USB 2.0):** Connect USB drives for media playback or other USB devices.
- **Ethernet Port:** For wired internet connection.
- **Optical Port:** For digital audio output to soundbars or home theater systems.
- **Headphone Jack:** For connecting headphones.
- **AV Input:** For connecting older devices using composite video and stereo audio.



A detailed view of the connectivity ports on the Mi TV 5X Series, including HDMI 2.1 x 3, USB 2.0 x 2, Ethernet, AV Input, Optical Port, and Headphone Jack.

Vivid Picture Engine 2 with Adaptive Brightness



Rear view of the Mi TV 5X Series, showing the placement of various input and output ports.

3. Initial Power On and Network Setup

After connecting all necessary cables, plug the TV into a power outlet. The TV will guide you through the initial setup process.

- Follow the on-screen prompts to select your language, region, and connect to your Wi-Fi network (Dual Band Wi-Fi supported) or wired Ethernet.
- Sign in with your Google account to access the full range of Android TV features, including the Google Play Store and Google Assistant.
- The TV features PatchWall 4 with IMDb integration, offering a smart content curation experience.

OPERATING YOUR TV

Remote Control Functions

The included remote control provides easy access to all TV functions.

- **Voice Assistant:** Press the dedicated button to activate Google Assistant for voice commands.
- **Quick Wake:** Turn on the TV in less than 5 seconds.
- **Quick Settings:** Long press the Mi button to enter quick settings menu.
- **Quick Mute:** Double tap the volume down button to mute the audio.
- Dedicated buttons for popular streaming services like Netflix, Prime Video, and Disney+ Hotstar.

Mi TV 5X (55)



Weight including
base - 13.69kg

Weight not including
base - 13.43kg

Image illustrating the Mi TV remote control and its key functions: Quick Wake, Quick Settings, and Quick Mute.

Smart TV Features

Your Mi TV runs on Android TV 10 and offers a rich set of smart features:

- **PatchWall 4 with IMDb integration:** Discover content easily with smart recommendations.
- **Kids Mode with Parental Lock:** Manage content access for children.
- **300+ Free Live Channels:** Access a wide range of live television.
- **Universal Search:** Find content across all your installed apps.
- **Language Universe:** Supports 16+ languages for a personalized experience.

- **Supported Apps:** Prime Video, Netflix, Disney+ Hotstar, YouTube, Apple TV, and 5000+ apps from Play Store.
- **Chromecast built-in:** Cast content directly from your mobile devices.
- **Ok Google / Far-field Mics:** Use voice commands to control your TV and smart home devices without the remote.
- **Auto Low Latency Mode (ALLM):** Enhances gaming experience by reducing input lag.



Screenshot of the PatchWall 4 interface, highlighting IMDb integration for smarter content curation.

Ports

HDMI 2.1 x 3

USB 2.0 x 2

Ethernet

AV Input

Optical Port

Headphone Jack



Illustration of a user interacting with the TV using far-field microphones and Google Assistant for voice commands.


Display and Audio

Experience stunning visuals and immersive audio with your Mi TV.

- **Display:** 4K HDR, Metal Bezel-less Design, Dolby Vision, HDR10+, HLG, Reality Flow MEMC, Vivid Picture Engine 2, DCI-P3 94% Colour Gamut.
- **Audio:** 40 Watts Output, Dolby Atmos, DTS-HD for rich and clear sound.

Dolby Vision HDR10+

HDR 10 and HLG



A split image demonstrating the enhanced picture quality with Vivid Picture Engine 2 compared to without it, showing improved colors and brightness.

A Billion True Colours



94% DCI-P3
Wide color Gamut

An image highlighting the TV's support for Dolby Vision, HDR 10, and HLG, showcasing vibrant and dynamic picture quality.




A vibrant image of an underwater scene, illustrating the TV's capability to display a billion true colors with 94% DCI-P3 wide color gamut.

MAINTENANCE

Proper maintenance ensures the longevity and optimal performance of your Mi TV.

- **Cleaning the Screen:** Use a soft, lint-free cloth specifically designed for electronics. Do not use harsh chemicals or abrasive materials. Lightly dampen the cloth with water if necessary, and wipe gently.
- **Cleaning the Body:** Wipe the TV's frame and stand with a soft, dry cloth.
- **Ventilation:** Ensure adequate airflow around the TV. Do not block ventilation openings.
- **Power Off:** Always turn off and unplug the TV during electrical storms or when it will be left unattended for long periods.

Premium Metal Bezel-less Design



An infographic detailing hygiene and safety measures taken by Xiaomi service engineers, including wearing masks, gloves, shoe covers, regular temperature monitoring, avoiding handshakes, sanitizing tools, maintaining distance, contactless payment, and expert training.

TROUBLESHOOTING

If you encounter issues with your TV, refer to the following common troubleshooting steps:

- **No Power:**

- Check if the power cord is securely plugged into both the TV and the wall outlet.
- Ensure the power outlet is functional by testing it with another device.

- **No Picture/Sound:**

- Verify that the correct input source is selected (e.g., HDMI 1, AV).
- Check all cable connections between the TV and external devices.
- Ensure the volume is not muted or set too low.

- **Remote Control Not Working:**
 - Replace the AAA batteries in the remote control.
 - Ensure there are no obstructions between the remote and the TV's IR sensor.
- **Network Connectivity Issues:**
 - Restart your Wi-Fi router.
 - Go to TV settings and re-connect to the Wi-Fi network.
 - If using a wired connection, check the Ethernet cable.
- **Slow Performance/App Crashes:**
 - Clear the cache of problematic apps in the TV settings.
 - Restart the TV by unplugging it from the power outlet for a few minutes, then plugging it back in.

For persistent issues, please refer to the official Xiaomi support website or contact customer service.

SPECIFICATIONS

Feature	Detail
Brand	Xiaomi
Model Name	Xiaomi TV 5X 55
Model Number	L55M6-ES
Screen Size	55 Inches (138.8 cm)
Display Technology	LED
Resolution	4K Ultra HD (3840 x 2160 pixels)
Refresh Rate	60 Hz
Operating System	Android TV 10
RAM Memory	2 GB
Storage Capacity	16 GB
Audio Output	40 Watts
Sound Technology	Dolby Atmos, DTS-HD
Connectivity	Dual Band Wi-Fi, Bluetooth 5.0, 3x HDMI 2.1, 2x USB 2.0, Optical, Ethernet, AV Input
Product Dimensions (with stand)	123 x 26.3 x 76.6 cm (LxWxH)
Product Dimensions (without stand)	123 x 7.1 x 71.9 cm (LxWxH)
Item Weight (with stand)	13.69 kg
Item Weight (without stand)	13.43 kg

Power Consumption (On-mode)	160 Watts
Viewing Angle	178 Degrees



Diagram showing the dimensions of the Mi TV 5X 55-inch model, including height, width, and depth, along with its weight with and without the base.

WARRANTY AND SUPPORT

Your Mi TV 5X Series comes with a manufacturer's warranty.

- **Warranty Information:** Brand warranty can be availed using your Amazon invoice. Please retain your purchase receipt for warranty claims.
- **User Manual Access:** This user manual can also be accessed from the official Xiaomi brand website.
- **Extended Warranty:** Mi offers extended warranty options for continued protection of your product.
- **Service & Support:** For technical assistance, repairs, or service inquiries, please contact Xiaomi customer support. Refer to the official Xiaomi website for contact details and authorized service centers.



A black Xiaomi Mi Remote is shown diagonally. It features a power button at the top, a Google Assistant button, a circular touchpad, a back button, a power button, and dedicated buttons for Netflix and Prime Video. The bottom has volume up/down buttons and the Mi logo.

Remote



Quick Wake

Turn on the TV in less than 5 sec



Quick Settings

Long press the Mi button to enter quick settings menu



Quick Mute

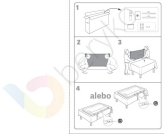
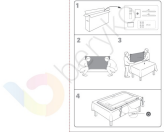
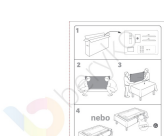
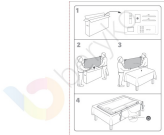
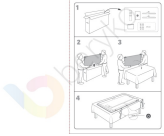
Double tap volume down button to Mute

An image promoting Mi Extended Warranty, highlighting key benefits such as zero documentation, genuine spare parts, cashless repairs, authorized service centers, and on-site support.

© 2024 Xiaomi. All rights reserved.
For more information, visit the official [Xiaomi India website](#).

Related Documents - L55M6-ES

	<p>Xiaomi L55MB-SEU 55-inch 4K TV User Manual and Safety Guide</p> <p>Comprehensive user manual for the Xiaomi L55MB-SEU 55-inch 4K TV, covering installation, safety precautions, usage, technical specifications, and recycling information.</p>
---	--

	<p>Xiaomi L75MB-SEU 75-inch 4K UHD Smart TV User Manual and Safety Guide</p> <p>Comprehensive user manual and safety guide for the Xiaomi L75MB-SEU 75-inch 4K UHD Smart TV. Includes setup instructions, safety precautions, usage guidelines, cleaning, disposal information, and technical specifications.</p>
	<p>Xiaomi L65MB-SEU 65-inch 4K Smart TV User Manual and Specifications</p> <p>This user manual provides comprehensive instructions for setting up, safely operating, and maintaining your Xiaomi L65MB-SEU 65-inch 4K Smart TV. It includes detailed safety precautions, installation guides, connection port information, technical specifications, and recycling guidelines.</p>
	<p>Xiaomi TV S Pro mini LED 75" User Manual and Safety Information</p> <p>This document provides essential information for the Xiaomi TV S Pro mini LED 75-inch television, including installation guides, critical safety precautions, usage and cleaning instructions, technical specifications, and compliance details. It covers setup, handling, wall mounting, and responsible recycling.</p>
	<p>Xiaomi TV S Pro mini LED 55" User Manual and Specifications</p> <p>Comprehensive user manual for the Xiaomi TV S Pro mini LED 55-inch model (L55MB-SEU), covering installation, safety precautions, usage guidelines, care instructions, compliance information, and technical specifications.</p>
	<p>Používateľská príručka a bezpečnostné pokyny pre Xiaomi L55MB-SEU</p> <p>Komplexná používateľská príručka pre televízor Xiaomi L55MB-SEU, vrátane pokynov na inštaláciu, bezpečnostných opatrení, technických parametrov a informácií o likvidácii.</p>