

## Ledvion LV30005

# Ledvion LED TL Luminaire 120CM Double IP65 Instruction Manual

Model: LV30005

## 1. PRODUCT OVERVIEW

The Ledvion LED TL 120CM Double IP65 Luminaire is designed for various indoor and outdoor applications, offering robust performance and energy efficiency. Its IP65 certification ensures complete protection against dust and water jets, making it suitable for challenging environments.

This luminaire features advanced LED chips and an energy label C, balancing energy savings with performance. It includes a durable aluminum strip for uniform illumination and extended lifespan.



Image 1.1: The Ledvion LED TL 120CM Double IP65 Luminaire, showcasing its robust design and clear cover.

## 2. WHAT'S IN THE BOX

---

Upon receiving your Ledvion LED TL Luminaire, please verify that all components are present and undamaged. The package includes:

- 1x Luminaire Fixture
- 2x Connectors
- 2x Suspension set
- 12x Clips (Stainless Steel)
- 4x Screw wall plugs
- 4x Screws
- 1x Manual (this document)

# WHAT'S IN THE BOX

SKU: LV30005




Image 2.1: Diagram illustrating all components included in the product packaging.

## 3. SETUP AND INSTALLATION

Follow these steps for safe and proper installation of your Ledvion LED TL Luminaire. Ensure power is disconnected before beginning installation.

1. **Preparation:** Unpack all components and ensure they are intact. Identify the mounting location, ensuring it is suitable for the luminaire's dimensions (127 x 11 x 7 cm).
2. **Mounting the Fixture:** Use the provided screws and wall plugs to securely attach the suspension set to the ceiling or wall. The fixture is designed for ceiling mounting.
3. **Connecting Power:** Open the luminaire cover. Connect the electrical wiring to the designated terminals. The luminaire operates on 230 Volts. Ensure all connections are secure and insulated.
4. **Installing LED Tubes:** Insert the LED tubes into the luminaire. The durable aluminum strip within the fixture helps ensure proper seating and uniform light distribution.
5. **Securing the Cover:** Close the luminaire cover, ensuring all 12 stainless steel clips are securely fastened. The IP65 rating depends on a properly sealed enclosure.
6. **Linking Multiple Fixtures (Optional):** If linking multiple luminaires, use the additional terminal block and extension wire (if provided) to connect them. Ensure compatibility for connection with other LED fixtures.




Image 3.1: The luminaire with its cover open, showing the internal wiring and LED tube sockets.




Image 3.2: Illustration of how to connect multiple Ledvion LED luminaires using additional terminal blocks and extension wires.

## 4. OPERATING INSTRUCTIONS

Once installed, the Ledvion LED TL Luminaire is ready for operation. Connect the power supply to activate the light.

- **Power On/Off:** Use the external power switch to turn the luminaire on or off.
- **Light Output:** The luminaire provides an impressive luminous flux of 5180 lumens with an efficiency of 185 lumens per watt, ensuring bright and uniform illumination.
- **Energy Efficiency:** Equipped with advanced LED chips, this luminaire is designed for low energy consumption while delivering high performance.



**+10%**  
Lumen/w

# INTEGRATED IRON REFLECTOR

Our integrated iron reflector contributes +/-10% higher in lumen



IRON REFLECTOR

Ledvion

Image 4.1: Close-up view of the integrated iron reflector, which enhances light output by approximately 10%.

## 5. MAINTENANCE AND CARE

The Ledvion LED TL Luminaire is designed for durability and minimal maintenance. Follow these guidelines to ensure its longevity:

- **Cleaning:** Periodically clean the exterior of the luminaire with a soft, damp cloth. Avoid abrasive cleaners or solvents that could damage the plastic housing.
- **IP65 Protection:** The IP65 rating ensures the luminaire is resistant to dust and water jets. Ensure the cover clips are always securely fastened to maintain this protection, especially in humid or dusty environments.
- **Durability:** Constructed from durable plastic with stainless steel clips and an IK06 impact rating, the fixture is built for a long operational life of approximately 75,000 hours.
- **Tube Replacement:** While designed for long life, if LED tubes require replacement, ensure power is disconnected. Unclip the cover, replace the tubes, and re-secure the cover and clips.





# WATER & DUST RESISTANT

Protected against dust and splash-proof

IP65 RATING

ANTI-DUST &  
ANTI MOISTURE

Ledvion

Image 5.1: The luminaire's IP65 rating ensures protection against dust and water splashes, making it suitable for various environments.



# DURABILITY & IMPACT

The IK06 rating, polycarbonate fixture and stainless steel clamps gives this fixture a long lifetime



Image 5.2: The IK06 rating, polycarbonate fixture, and stainless steel clamps contribute to the luminaire's long lifespan and resistance to impact.

## 6. TROUBLESHOOTING

If you encounter issues with your Ledvion LED TL Luminaire, refer to the following common troubleshooting steps:

- **No Light:**

- Check the power supply to ensure it is connected and active.
- Verify that the LED tubes are correctly seated in their sockets.
- Inspect wiring connections for any loose or damaged wires.

- **Flickering Light:**

- Ensure all electrical connections are secure.
- Confirm the LED tubes are fully inserted.

- **Water or Dust Ingress:**

- Ensure all 12 stainless steel clips are properly closed and the cover is sealed tightly.
- Check for any damage to the luminaire housing or seals.

If problems persist after following these steps, please contact Ledvion customer support for further assistance.

7. SPECIFICATIONS

Feature	Specification
Brand	Ledvion
Model Number	LV30005
Product Dimensions (L x W x H)	127 x 11 x 7 cm
Item Weight	1.23 Kilograms
Material	Plastic
Color	Stainless Steel Clips (Rvs Clips)
Voltage	230 Volts
Number of Bulbs	2
Bulb Type	LED
Luminous Flux	5180 Lumen
Energy Efficiency	185 lumens per watt
Special Features	Solid, Waterproof, Dust and Moisture Resistant (IP65)
Certification	IP65
Average Lifespan	75,000 Hours
Impact Rating	IK06







Image 7.1: Technical drawing showing the dimensions of the luminaire (1272 mm length, 100 mm width).

## 8. WARRANTY AND SUPPORT

The Ledvion LED TL Luminaire comes with a **2-year warranty**, covering manufacturing defects and ensuring product durability. This warranty reflects the high quality and robust construction of the luminaire, which utilizes nano plastic for enhanced longevity compared to polycarbonate and glass tubes.



# WARRANTY OF 2 YEARS

Higher product durability than  
polycarbonate & glass tubes

NANO PLASTIC



Ledvion

Image 8.1: Visual representation of the 2-year warranty and the use of nano plastic for superior durability.

For warranty claims, technical assistance, or any questions regarding your product, please contact Ledvion customer support. You can also visit the official Ledvion store for more information: [Ledvion Store](#).