

Cygnett MPACPII10WFWCBLK

Cygnett PowerBase II 10W Wireless Charger User Manual

Model: MPACPII10WFWCBLK

INTRODUCTION

This manual provides essential instructions for the safe and efficient use of your Cygnett PowerBase II 10W Wireless Charger. Please read this manual thoroughly before operating the device and retain it for future reference.

PRODUCT OVERVIEW

The Cygnett PowerBase II is a 10W wireless charging pad designed to provide convenient and fast charging for Qi-compatible devices. It features a textured, non-slip surface to securely hold your device during charging and includes a built-in 2-meter USB charging cable for easy connection.



Image: Top view of the Cygnett PowerBase II wireless charging pad, showcasing its textured surface and compact design.



Image: The Cygnett PowerBase II wireless charger, displaying its integrated 2-meter USB charging cable coiled next to the charging pad.

SETUP INSTRUCTIONS

1. **Connect to Power:** Plug the integrated USB-A cable of the PowerBase II into a compatible USB power adapter (not included). For optimal 10W fast charging, use a power adapter that supports Quick Charge 2.0/3.0 or USB Power Delivery.
2. **Placement:** Place the Cygnett PowerBase II on a flat, stable surface, such as a desk or nightstand. Ensure there is adequate ventilation around the charger.

OPERATING INSTRUCTIONS

1. **Initiate Charging:** Place your Qi-compatible device directly onto the center of the Cygnett PowerBase II charging pad.
2. **Charging Confirmation:** Your device should indicate that it is charging. The PowerBase II may have an LED indicator (refer to product packaging for specific LED behavior) to confirm active charging.
3. **Case Compatibility:** The charger is compatible with most phone cases up to 3mm thick. Thicker cases or cases containing metal may interfere with wireless charging.
4. **Optimal Placement:** For efficient charging, ensure your device is centered on the charging pad. Slight adjustments may be necessary for proper alignment.



Image: An iPhone placed on the Cygnett PowerBase II wireless charger, showing the device's screen indicating 100% charge.



Image: A top-down view of an iPhone positioned centrally on the Cygnett PowerBase II wireless charger, with the phone screen displaying a full battery icon.

COMPATIBILITY

The Cygnett PowerBase II is designed to work with all devices that support the Qi wireless charging standard. This includes, but is not limited to:

- Apple iPhones (iPhone 8 and newer models)
- Samsung Galaxy S series (S8 and newer models)
- Samsung Galaxy Note series (Note8 and newer models)
- Apple AirPods and AirPods Pro (with wireless charging case)
- Other Qi-enabled smartphones and accessories.

SAFETY INFORMATION

- Do not expose the charger to water, moisture, or extreme temperatures.

- Avoid dropping or subjecting the charger to severe impacts.
- Do not disassemble, modify, or attempt to repair the charger.
- Keep the charger away from medical devices, as magnetic fields may interfere with their operation.
- Ensure proper ventilation during use to prevent overheating.
- Use only with compatible USB power adapters.

TROUBLESHOOTING

Device not charging:

- Ensure the charger is properly connected to a working power source.
- Verify your device is Qi-compatible.
- Remove any metallic objects or excessively thick cases from your device.
- Reposition your device on the center of the charging pad.

Slow charging:

- Confirm your USB power adapter supports 10W output (e.g., Quick Charge 2.0/3.0 or USB PD).
- Ensure your device is correctly aligned on the charging pad.
- Close unnecessary background applications on your device.

Charger or device getting warm:

- It is normal for wireless charging to generate some heat. If it becomes excessively hot, discontinue use and check for obstructions or improper alignment.
- Ensure adequate ventilation around the charger.

SPECIFICATIONS

Brand	Cygnett
Model Number	MPACPII10WFWCBLK
Wireless Charging Standard	Qi
Output Wattage	10W (Max)
Power Source	Corded Electric (USB-A)
Cable Length	2 meters (integrated)
Dimensions	12 x 1.2 x 10 cm
Weight	30 g
Color	Black

MAINTENANCE

To maintain the performance and appearance of your Cygnett PowerBase II:






- Clean the charging pad regularly with a soft, dry cloth.
- Do not use harsh chemicals or abrasive cleaners.
- Ensure the charger is disconnected from power before cleaning.

WARRANTY AND SUPPORT

For warranty information and customer support, please refer to the official Cygnett website or contact their customer service department. Keep your proof of purchase for warranty claims.

© 2023 Cygnett. All rights reserved.

Related Documents - MPACP110WFWCBLK

	<p>Cygnett Race Mini 10W Wireless Car Charger - User Manual</p> <p>User manual for the Cygnett Race Mini 10W Wireless Car Charger, including installation, usage, troubleshooting, and warranty information.</p>
	<p>Cygnett ChargeUp Boost Power Bank 10K User Manual and Specifications</p> <p>User manual and specifications for the Cygnett ChargeUp Boost Power Bank 10K, detailing its features, usage instructions, safety precautions, and technical specifications.</p>
	<p>Cygnett FreePlay Bluetooth Earphones: User Manual & Guide</p> <p>User guide for Cygnett FreePlay Bluetooth Earphones with battery case, detailing product information, fitting instructions, charging procedures, pairing steps, call and music controls, and technical specifications.</p>
	<p>Cygnett ChargeUp Boost 2nd Gen 20K User Manual: Safety, Charging, and Specifications</p> <p>Official user manual for the Cygnett ChargeUp Boost 2nd Generation 20K power bank. Details safety precautions, device operation, charging instructions, and technical specifications.</p>
	<p>Cygnett ChargeUp Boost 4th Generation 20K Power Bank User Manual</p> <p>User manual for the Cygnett ChargeUp Boost 4th Generation 20K power bank, detailing product specifications, charging instructions, safety precautions, and FCC compliance.</p>
	<p>Cygnett Go-Create Selfie Stick User Manual and Specifications</p> <p>User manual and product specifications for the Cygnett Go-Create Selfie Stick, including setup, pairing, and safety information.</p>