

Manuals.plus /

- › LG /
- › LG OLED Evo G2 Series 65" 4K Smart TV User Manual

LG OLED65G2

LG OLED Evo G2 Series 65" 4K Smart TV User Manual

Model: OLED65G2 | Brand: LG

INTRODUCTION

This manual provides detailed instructions for the setup, operation, maintenance, and troubleshooting of your LG OLED Evo G2 Series 65-inch 4K Smart TV. Please read this manual thoroughly before using your television to ensure proper and safe operation. Keep this manual for future reference.



Figure 1: Front view of the LG OLED Evo G2 Series 65-inch 4K Smart TV.

SAFETY INFORMATION

To reduce the risk of electric shock, fire, or injury, always follow these basic safety precautions:

- Do not expose the television to rain or moisture.
- Do not place objects filled with liquids, such as vases, on the apparatus.
- Do not block ventilation openings. Install in accordance with the manufacturer's instructions.
- Do not install near any heat sources such as radiators, heat registers, stoves, or other apparatus (including amplifiers) that produce heat.
- Protect the power cord from being walked on or pinched, particularly at plugs, convenience receptacles, and the point where they exit from the apparatus.
- Only use attachments/accessories specified by the manufacturer.
- Unplug this apparatus during lightning storms or when unused for long periods of time.
- Refer all servicing to qualified service personnel. Servicing is required when the apparatus has been damaged in any way.

WHAT'S IN THE BOX

Upon unpacking your LG OLED Evo G2 TV, please verify that all components listed below are present:

- LG OLED Evo G2 65-inch TV Unit
- Magic Remote with Magic Tap
- Remote Control Batteries
- Power Cable
- Wall Mount (Flush Mount Bracket)
- Quick Start Guide

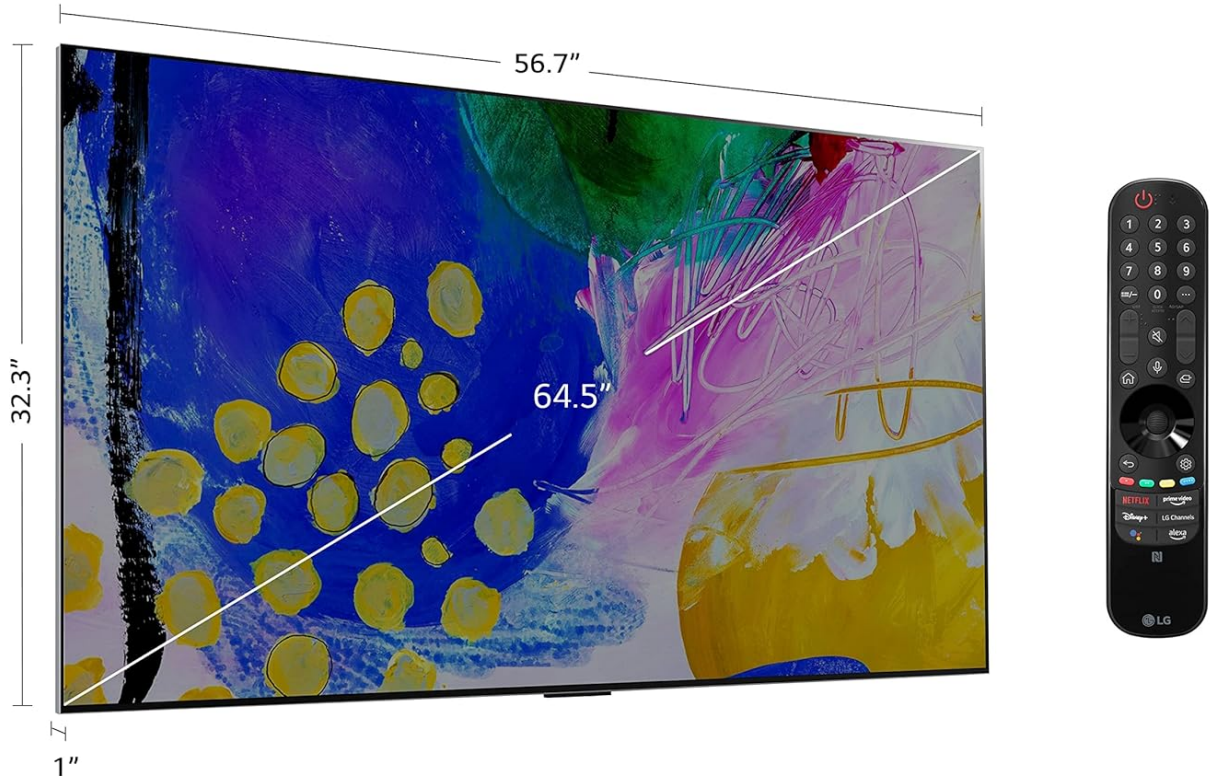
Note: A TV stand/feet are not included with this model and must be purchased separately if wall mounting is not desired.

LG OLED

OLED65G2

65" Class

(64.5" Diag)



Dimensions (Inches W x H x D)

56.7 x 32.3 x 1 (without stand)

56.7 x 34.6 x 9.6 (with stand)

17 x 9.6 (stand footprint)

What's in the box

- Magic Remote with Magic Tap
- Remote Control Batteries
- Power Cable
- Wall Mount
- Stand Sold Separately
- Quick Start Guide

Figure 2: Illustration of the LG OLED Evo G2 TV dimensions and included accessories.

AI Picture Pro

Bring it to life



Conventional

AI Picture Pro

*Dramatization for illustrative purposes only.

Figure 3: The flush wall mount bracket included with the LG OLED Evo G2 TV.

SETUP

1. Mounting the TV

The LG OLED Evo G2 is designed for a flush wall-mount installation. The necessary wall mount bracket is included. For detailed wall mounting instructions, refer to the separate installation guide provided with the wall mount. If you prefer not to wall mount, a compatible stand must be purchased separately.

2. Connecting External Devices

Connect your external devices (Blu-ray players, game consoles, sound systems, etc.) to the appropriate ports on the back or side of the TV. Ensure the TV is powered off before making any connections.

- **HDMI Ports:** For high-definition video and audio. This model features HDMI 2.1 ports supporting 4K@120Hz.
- **USB Ports:** For connecting USB storage devices to play media files or for software updates.

- **LAN Port:** For a wired internet connection.
- **Optical Digital Audio Out:** For connecting to a soundbar or audio receiver.
- **Antenna/Cable In:** For connecting an antenna or cable TV signal.





Figure 4: Rear connection ports including LAN, HDMI, Optical, and Antenna.





Figure 5: Side connection ports including USB and additional HDMI.

3. Initial Power On and Setup Wizard

After connecting all necessary cables, plug the power cord into an electrical outlet. Press the power button on the remote control or the TV. The TV will guide you through the initial setup wizard, including language selection, network connection, and channel tuning.

OPERATING INSTRUCTIONS

1. Smart TV Features (webOS)

Your LG OLED Evo G2 TV runs on the webOS platform, providing access to a wide range of streaming services, apps, and smart features. Navigate the Home Dashboard to find recommended content, manage inputs, and access your installed applications.




Figure 6: The intuitive webOS Home Dashboard displaying various apps and content.

2. Magic Remote

The included LG Magic Remote offers an intuitive way to control your TV. It features point-and-click navigation, a scroll wheel, and voice control capabilities. NFC (Near Field Communication) allows for quick pairing with compatible devices.

INCLUDED: Flush Wall Mount



*Stand can be purchased separately

Figure 7: Key features of the LG Magic Remote, including NFC, easy grip, and point & scroll.



Figure 8: Full view of the LG Magic Remote.

3. Picture Quality Enhancements

The LG OLED Evo G2 utilizes self-lit OLED pixels for infinite contrast and perfect blacks. The a9 Gen5 AI Processor 4K enhances picture and sound quality through advanced AI algorithms.

- **a9 Gen5 AI Processor 4K:** Optimizes picture and sound based on content type and ambient lighting.
- **AI Picture Pro:** Analyzes and enhances individual objects in the picture for more lifelike visuals.
- **Brightness Booster Max:** Delivers up to 30% brighter images compared to conventional OLED TVs, enhancing highlights and overall vibrancy.
- **Filmmaker Mode:** Preserves the director's original vision by disabling motion smoothing and other post-processing effects.

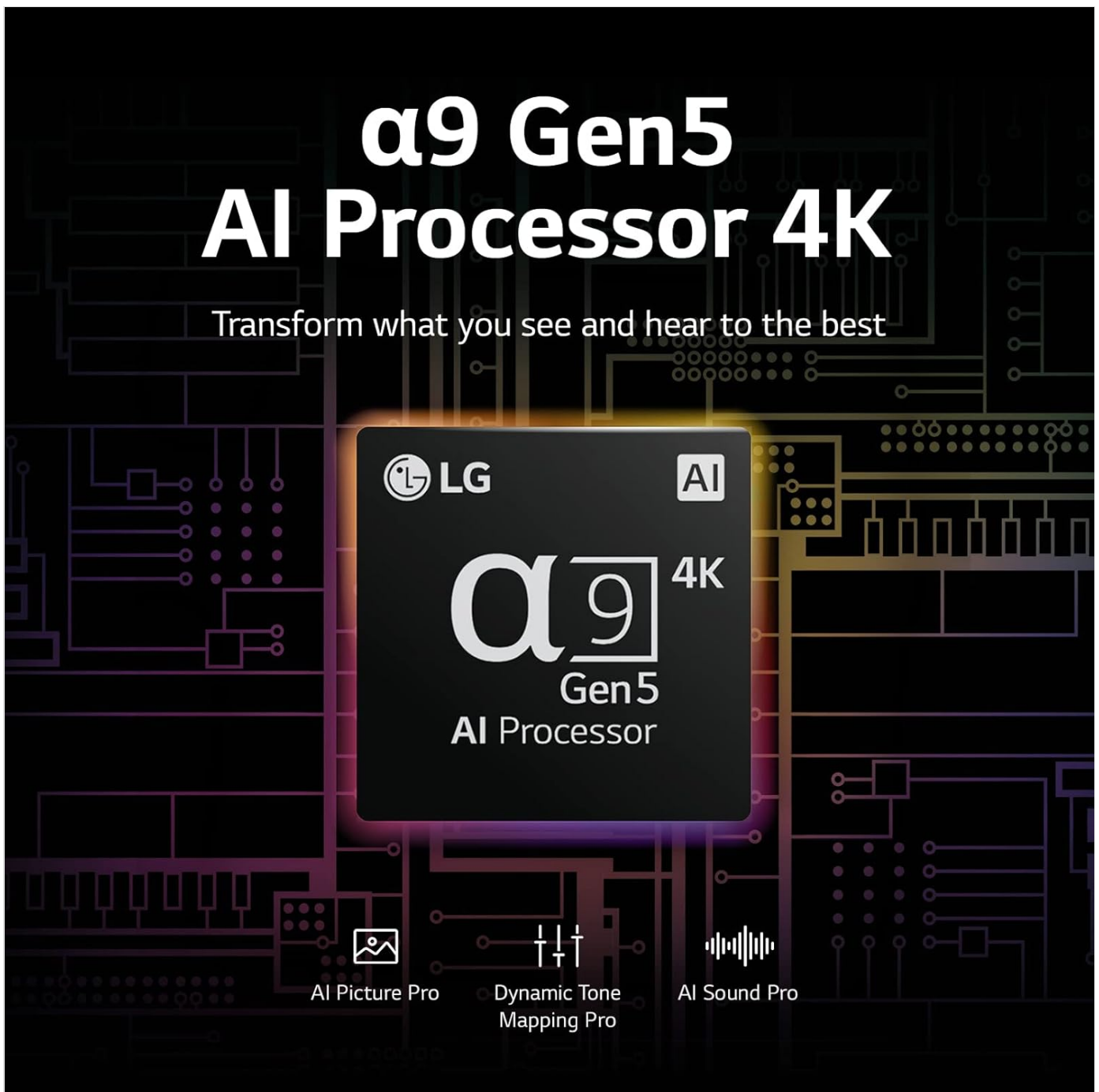


Figure 9: Diagram illustrating the a9 Gen5 AI Processor 4K and its functions.

SELF-LIT OLED evo

Self-lit OLED pixels brings to life infinite contrast,
perfect black and over a billion colors



Conventional

OLED evo



Infinite
Contrast

*Dramatization for illustrative purposes only.

Figure 10: Visual comparison demonstrating the infinite contrast of Self-Lit OLED evo technology.

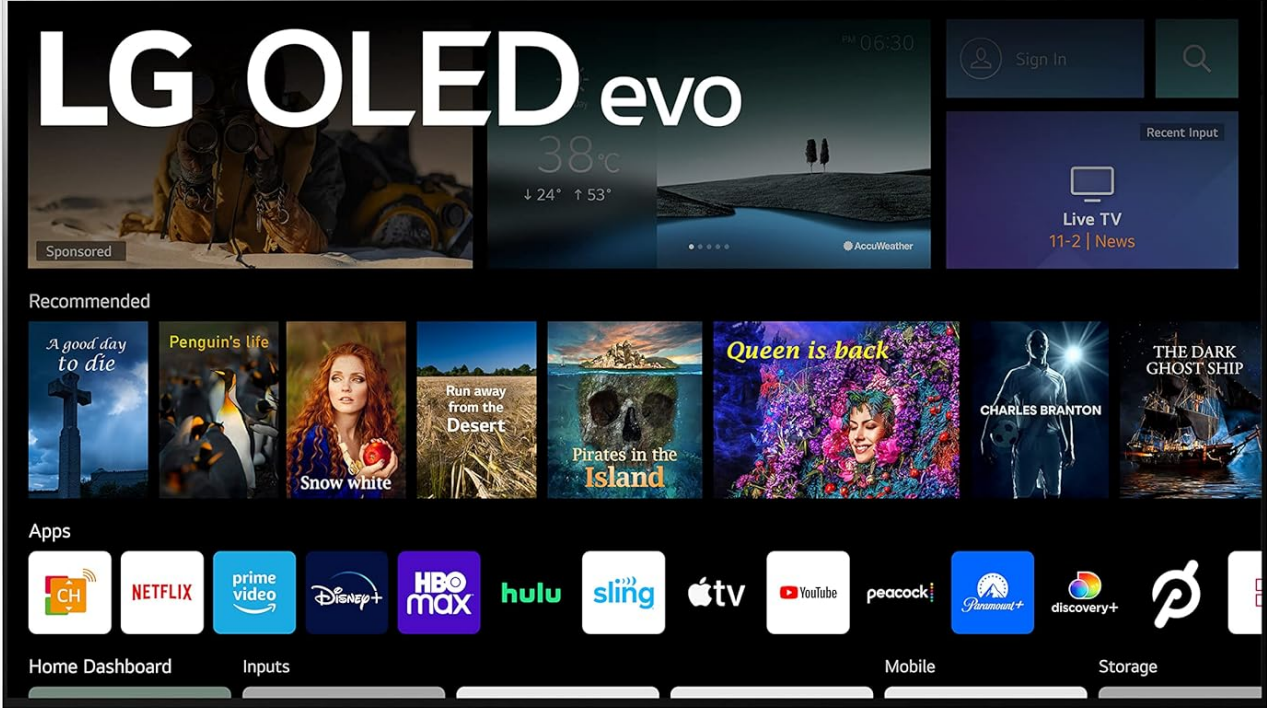


Figure 11: AI Picture Pro enhancing image quality.

FILMMAKER MODE

Get in the action the way directors intended



Figure 12: Filmmaker Mode ensuring content is displayed as intended by the creators.

4. Sound Quality Enhancements

Experience immersive audio with AI Sound Pro, which virtualizes surround sound, and support for Dolby Cinema technologies.

- **AI Sound Pro:** Automatically adjusts sound settings based on the content for an optimized audio experience.
- **Dolby Cinema:** Supports Dolby Vision IQ and Dolby Atmos for a cinematic audio-visual experience.
- **WiSA Ready:** Allows for wireless connection to WiSA-enabled speakers for a multi-channel home theater setup.

AI Sound Pro

Immerse yourself in the action



Figure 13: AI Sound Pro creating an immersive audio environment.

5. Gaming Features

The LG OLED Evo G2 is optimized for gaming with a 120Hz refresh rate and advanced features for a smooth and responsive gaming experience.

- **120Hz Refresh Rate:** Provides fluid motion for fast-paced games.
- **VRR (Variable Refresh Rate) & ALLM (Auto Low Latency Mode):** Reduces input lag and screen tearing for smoother gameplay.
- **NVIDIA G-SYNC & AMD FreeSync Premium:** Ensures compatibility with leading graphics cards for tear-free gaming.
- **Cloud Gaming:** Access cloud gaming services directly from your TV (subscription and compatible controller may be required).

Meet the Next Level of Gaming

Experience real-time action



Game Dashboard & Optimizer | VRR | ALLM | eARC | HGiG
NVIDIA G-SYNC | AMD FreeSync Premium | HDMI 2.1 Ports

Figure 14: A user enjoying gaming on the LG OLED Evo G2 TV, highlighting its gaming capabilities.

6. Voice Assistants and Connectivity

The TV integrates seamlessly with popular voice assistants and smart home ecosystems.

- **Alexa Built-in:** Control your TV and smart home devices using voice commands.
- **Works with Hey Google:** Compatible with Google Assistant for voice control.
- **Apple AirPlay & HomeKit:** Stream content from Apple devices and integrate with your Apple smart home.

MAINTENANCE

Proper maintenance ensures the longevity and optimal performance of your TV.

- **Screen Cleaning:** Gently wipe the screen with a soft, dry microfiber cloth. For stubborn smudges, slightly dampen the cloth with water or a specialized screen cleaner (do not spray directly on the screen).
- **Cabinet Cleaning:** Use a soft, dry cloth to clean the TV cabinet. Avoid using abrasive cleaners or solvents.

- **Ventilation:** Ensure the ventilation openings on the back of the TV are not blocked to prevent overheating.
- **Power Cord:** Regularly check the power cord for any damage. Do not use a damaged cord.

TROUBLESHOOTING

If you encounter issues with your TV, refer to the following common troubleshooting steps before contacting service personnel.

Problem	Possible Cause	Solution
No Power	Power cord disconnected; Power outlet issue.	Ensure power cord is securely plugged into TV and outlet. Test outlet with another device.
No Picture / No Sound	Incorrect input source; External device off/disconnected.	Check selected input source matches connected device. Ensure external device is powered on and cables are secure.
Remote Control Not Working	Batteries depleted/incorrectly inserted; Obstruction between remote and TV.	Replace batteries. Ensure clear line of sight to TV's remote sensor. Re-pair Magic Remote if necessary.
Poor Picture Quality	Low-quality source; Picture settings incorrect.	Ensure source content is high-definition. Adjust picture settings (e.g., Picture Mode, Brightness, Contrast).
No Internet Connection	Wi-Fi signal weak/disconnected; Router issue.	Check Wi-Fi settings on TV. Restart router. Try wired LAN connection.

SPECIFICATIONS

Feature	Detail
Brand	LG
Model Number	OLED65G2
Screen Size	65 Inches (166 cm visible diagonal)
Display Technology	OLED Evo
Resolution	4K (3840 x 2160)
Refresh Rate	120 Hz
Processor	α9 Gen5 AI Processor 4K
Connectivity Technology	Bluetooth 5.0, Wi-Fi, Ethernet
Special Features	Miracast, Alexa Built-in, Google Assistant, Apple AirPlay/HomeKit, WiSA Ready, Cloud Gaming
Audio Output Wattage	60 Watts (Built-In Speaker)
Product Dimensions (without stand)	56.7" W x 32.3" H x 1" D
Product Dimensions (with stand)	56.7" W x 34.6" H x 9.6" D
Item Weight	50.3 Pounds
Voltage	120V
On-mode Power Consumption	24.34 watts
Annual Energy Consumption	213 kWh (based on 4 hours/day)

WARRANTY AND SUPPORT

Your LG OLED Evo G2 TV comes with a **5-year limited panel warranty**, providing coverage for manufacturing defects related to the OLED panel.

For further assistance, technical support, or warranty claims, please refer to the official LG support channels:

- **Official User Manual:** A comprehensive PDF version of the user manual can be downloaded from the LG support website or accessed via this direct link: [LG OLED65G2 User Manual \(PDF\)](#)
- **LG Customer Support:** Visit the official LG website or contact their customer service hotline for product registration, FAQs, and service requests.