

LG OLED55B2PUA

LG B2 Series 55-Inch Class OLED Smart TV (OLED55B2PUA) Instruction Manual

Model: OLED55B2PUA

1. INTRODUCTION

This manual provides essential information for the setup, operation, maintenance, and troubleshooting of your LG B2 Series 55-Inch Class OLED Smart TV (Model: OLED55B2PUA). Please read this manual thoroughly before using your television to ensure proper and safe operation.



Figure 1: Front view of the LG B2 Series 55-Inch Class OLED Smart TV.

2. SETUP

2.1 What's in the Box

- LG B2 Series 55-Inch Class OLED Smart TV
- Magic Remote
- Remote Control Batteries (AA)
- Power Cable
- TV Stand (sold separately, or included depending on package)
- Quick Start Guide

2.2 Physical Setup (Stand/Mount)

The TV can be placed on a stand or wall-mounted. If using the included stand, ensure it is securely attached according to the Quick Start Guide. If wall-mounting, a 300 x 200 VESA mount (sold separately) is required. Ensure the wall mount is appropriate for the TV's weight (approximately 56.3 pounds).



Figure 2: TV dimensions and included accessories for the LG B2 Series OLED TV.

2.3 Connecting Devices

Your LG OLED TV features multiple connectivity options for various devices.

- **HDMI 2.1 Ports:** Four HDMI 2.1 connections are available for high-bandwidth devices like gaming consoles and PCs, supporting features like 4K@120Hz, VRR, and ALLM.
- **USB Ports:** Connect USB storage devices for media playback.
- **Optical Digital Audio Out:** For connecting to external sound systems.
- **Ethernet Port:** For a wired internet connection.
- **Wi-Fi:** Built-in Wi-Fi for wireless internet access.



Figure 3: Rear view of the LG B2 Series TV, illustrating the various input and output ports for connecting external devices.

2.4 Initial Power On and Network Setup

After connecting the power cable, press the power button on the remote control. Follow the on-screen instructions to complete the initial setup, including language selection, time zone, and network connection (Wi-Fi or Ethernet).

3. OPERATING THE TV

3.1 Magic Remote Control

The included Magic Remote allows for intuitive control of your TV. It features a pointer function, scroll wheel, and dedicated buttons for popular streaming services and voice assistants.

Video 1: Demonstration of the LG Magic Remote's functionality and ease of use with the smart TV interface.

3.2 WebOS Smart Platform

Your LG Smart TV runs on the WebOS platform, providing a user-friendly interface for accessing apps, live TV, and connected devices. The home screen offers quick access to various content categories and settings.

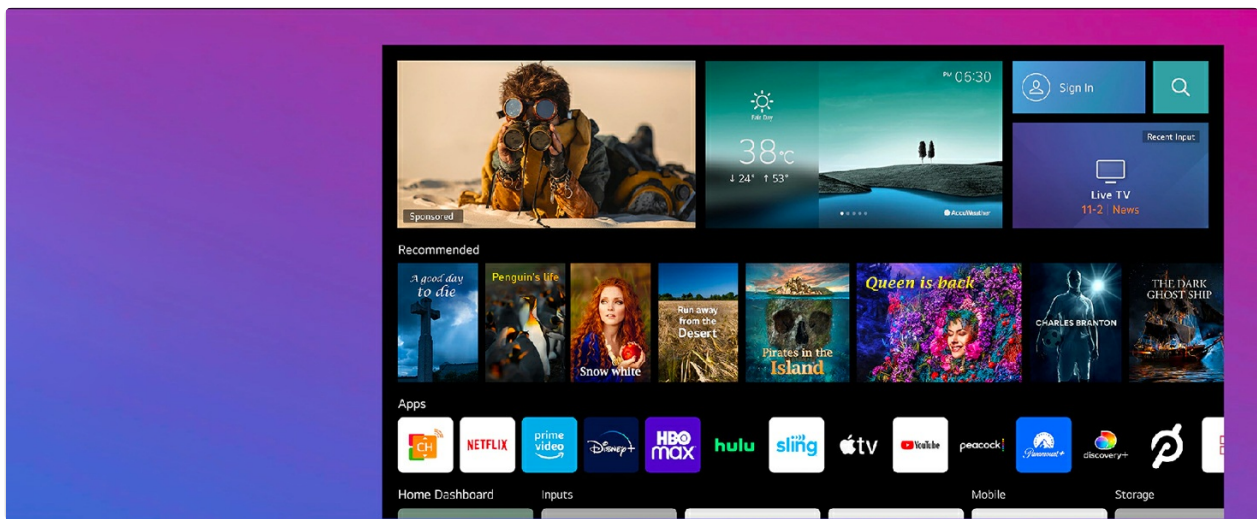


Figure 4: The intuitive WebOS home screen, showcasing various streaming applications and content categories.

3.3 Streaming Services and LG Channels

Access popular streaming services like Netflix, Prime Video, Apple TV app, Disney+, and HBO Max directly from the WebOS home screen. Additionally, enjoy over 300+ free LG Channels covering a wide range of content.

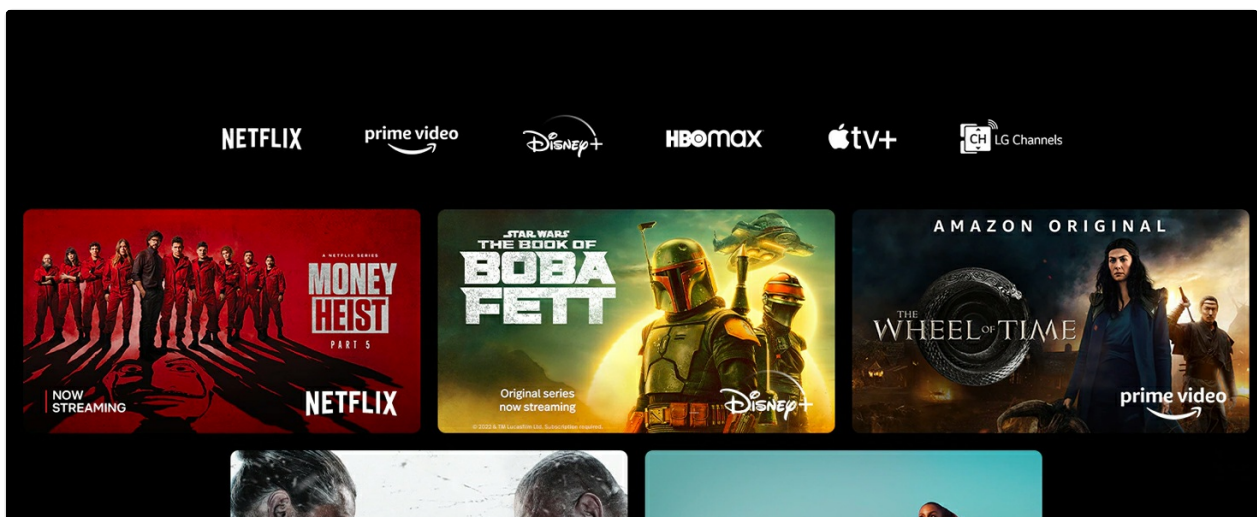


Figure 5: A selection of popular streaming service logos available on the LG Smart TV.

3.4 Voice Control

The TV supports intelligent voice recognition and has Amazon Alexa built-in. It also works with Google Assistant, Apple AirPlay2, and HomeKit, allowing you to control your TV and connected smart home devices using voice commands.




Figure 6: Supported voice assistants and smart home integration platforms.

4. PICTURE QUALITY

The LG B2 Series OLED TV delivers exceptional picture quality thanks to its advanced display technology and processing.

4.1 OLED Self-Lit Pixels

Experience vivid visuals with 8 million self-lit OLED pixels, providing infinite contrast, deep blacks, and over a billion colors. Each pixel can turn on and off independently, resulting in unparalleled picture precision.



Figure 7: The LG OLED TV showcasing vibrant colors and deep blacks in a home entertainment setting.



Figure 8: An image demonstrating the infinite contrast capabilities of LG OLED technology.

4.2 α 7 Gen5 AI Processor 4K

The advanced α 7 Gen5 AI Processor 4K algorithmically adapts and adjusts picture and sound quality in real-time for a lifelike viewing experience with enhanced depth and rich color.




Figure 9: A visual comparison illustrating the enhancements provided by the α 7 Gen5 AI Processor 4K.

4.3 Dynamic Tone Mapping

Dynamic Tone Mapping processes HDR content frame by frame, optimizing contrast and color for each scene to deliver a more impactful and detailed image.

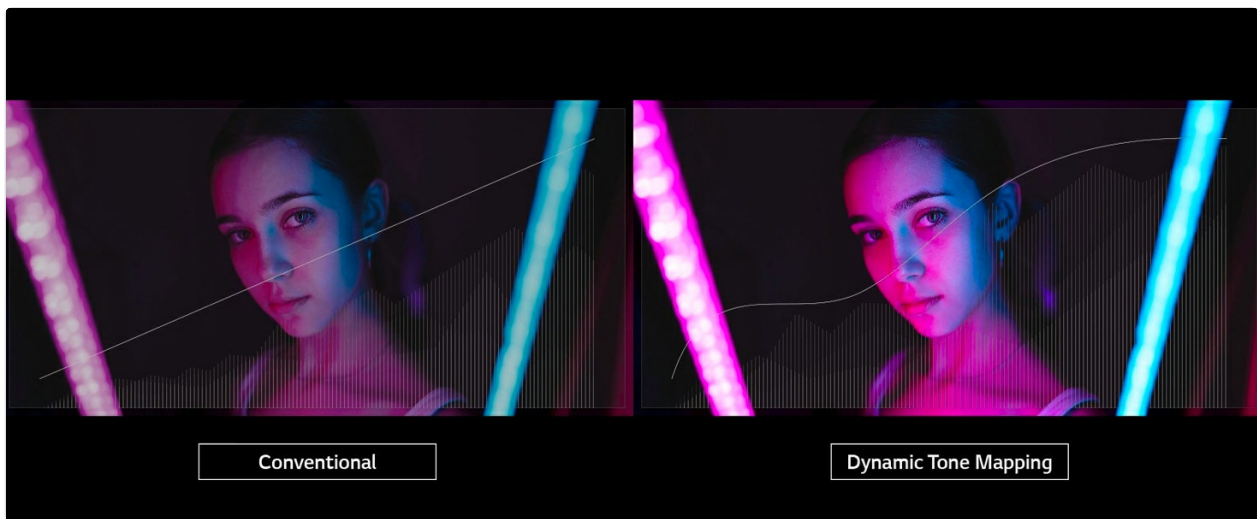


Figure 10: A side-by-side comparison demonstrating the benefits of Dynamic Tone Mapping for HDR content.

Video 2: A demonstration highlighting the excellent picture quality of the LG OLED TV.

5. SOUND QUALITY

The LG B2 Series OLED TV offers enhanced audio experiences to complement its stunning visuals.

5.1 AI Sound Pro

The AI Sound Pro feature analyzes audio content and optimizes sound settings to deliver a more immersive and clear listening experience, creating a virtual surround sound effect.



Figure 11: An illustration depicting how AI Sound Pro enhances audio to create an immersive soundscape.

5.2 Dolby Vision IQ & Dolby Atmos

With Dolby Vision IQ, picture settings are intelligently adjusted based on content genre and ambient lighting. Dolby Atmos provides multi-dimensional sound that moves around you, creating a truly cinematic audio experience.



Figure 12: An illustration of Dolby Vision IQ and Dolby Atmos enhancing the home theater experience.

6. GAMING FEATURES

The LG B2 Series OLED TV is optimized for gaming, offering features that provide a smooth and responsive experience.

- **120Hz Refresh Rate:** An impressive 120Hz refresh rate ensures smooth motion for fast-paced games.
- **NVIDIA G-SYNC, FreeSync Premium, and VRR:** These technologies reduce screen tearing and stuttering, providing fluid gameplay.
- **LG Game Optimizer:** Access a dedicated menu to quickly adjust game-specific settings for optimal performance.
- **Four HDMI 2.1 Ports:** Connect multiple next-gen consoles and gaming PCs with full support for advanced gaming features.
- **Cloud Gaming Support:** Stream games with cloud gaming services like GEFORCE Now.



Figure 13: Key gaming features of the LG OLED TV, including G-SYNC, FreeSync Premium, and Dolby Vision.

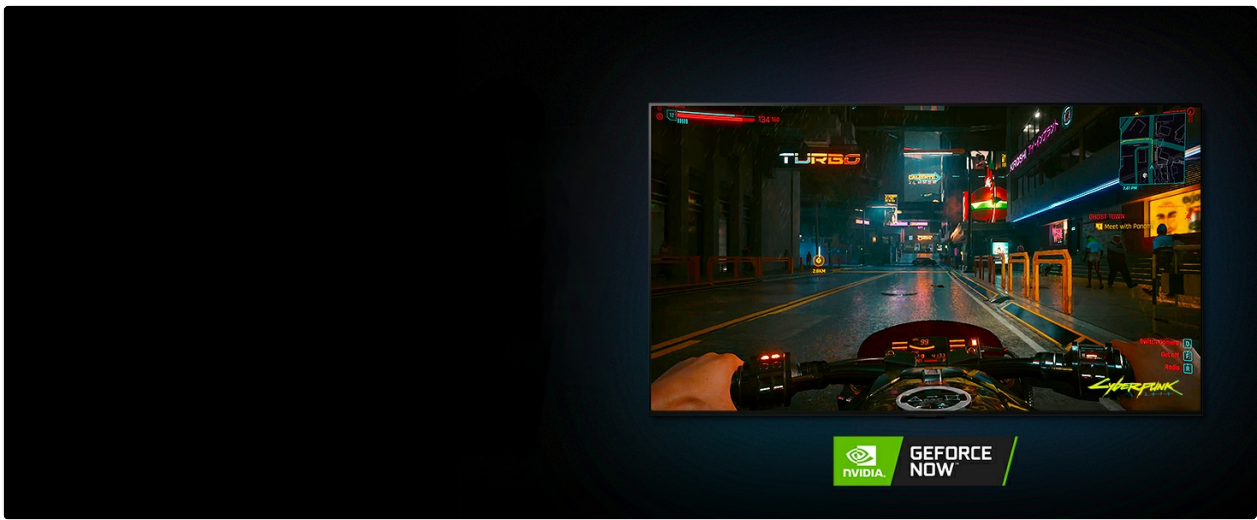


Figure 14: The LG OLED TV supporting cloud gaming services like GEFORCE Now.

7. MAINTENANCE

7.1 Screen Cleaning

To clean the screen, gently wipe it with a soft, dry microfiber cloth. For stubborn smudges, lightly dampen the cloth with water or a screen-specific cleaning solution (avoiding harsh chemicals or abrasive materials). Do not spray liquid directly onto the screen.

7.2 General Care

Keep the TV in a well-ventilated area. Avoid exposing the TV to direct sunlight, high humidity, or extreme temperatures. Ensure all cables are securely connected and not under strain. Regularly check for software updates to ensure optimal performance and access to the latest features.

8. TROUBLESHOOTING

If you encounter issues with your LG OLED TV, refer to the following common troubleshooting steps:

- **No Power:** Ensure the power cable is securely plugged into both the TV and a working electrical outlet. Try a different outlet.
- **No Picture/Sound:** Check all cable connections (HDMI, optical, etc.) to external devices. Ensure the correct input source is selected on the TV.
- **Poor Picture Quality:** Adjust picture settings (brightness, contrast, sharpness) via the TV menu. Ensure the content source is high quality (e.g., 4K content for 4K resolution).
- **Remote Not Working:** Replace the batteries in the Magic Remote. Ensure there are no obstructions between the remote and the TV.
- **Network Connection Issues:** Restart your router and modem. Reconnect the TV to your Wi-Fi network or try a wired Ethernet connection.
- **Software Glitches:** Perform a soft reset by unplugging the TV from the power outlet for a few minutes, then plugging it back in. If issues persist, consider a factory reset (refer to the on-screen settings for this option).

9. SPECIFICATIONS

Feature	Specification
Brand	LG
Model Number	OLED55B2PUA
Screen Size	55 Inches
Display Technology	OLED
Resolution	4K (3840 x 2160)
Refresh Rate	120 Hz
Processor	α7 Gen5 AI Processor 4K
Special Features	Intelligent Voice Recognition, NVIDIA G-SYNC, FreeSync Premium, VRR, LG Game Optimizer, Alexa Built-in
Connectivity Technology	Wi-Fi, Bluetooth 5.0
HDMI Ports	4 (HDMI 2.1)
Product Dimensions (without stand)	48.3"D x 1.8"W x 27.9"H
Product Dimensions (with stand)	48.3"D x 9.7"W x 29.3"H
Item Weight	56.3 pounds
Power Supply	AC 120V, 50/60Hz
Wattage	100 watts

10. WARRANTY AND SUPPORT

10.1 Warranty Information

Your LG B2 Series OLED Smart TV comes with a limited manufacturer's warranty. Please refer to the warranty card included in your product packaging or visit the official LG website for detailed terms and conditions regarding warranty coverage, duration, and service procedures.

10.2 Customer Support

For technical assistance, troubleshooting, or service inquiries, please contact LG Customer Support. You can find contact information (phone numbers, online chat, and support resources) on the official LG website or in the Quick Start Guide provided with your TV.

Online resources and FAQs are also available on the LG support portal to help resolve common issues.