

Manuals+

[Q & A](#) | [Deep Search](#) | [Upload](#)

Manuals.plus /

> [KAWADA](#) /

> KAWADA nanoblock Doraemon Vol. 2 mininano Series Building Kit Instruction Manual

KAWADA NBMC_38S

KAWADA nanoblock Doraemon Vol. 2 mininano Series Building Kit

Model: NBMC_38S




Image: Packaging for the KAWADA nanoblock Doraemon Vol. 2 mininano Series Building Kit, displaying the various figures included in the set.

INTRODUCTION

The KAWADA nanoblock Doraemon Vol. 2 mininano Series Building Kit (Model NBMC_38S) offers an assortment of six unique Doraemon-themed characters. This complete set provides all six characters, allowing you to build detailed micro-sized figures. Each figure is designed to be approximately 1.41 inches tall on average, making them perfect for display and collection.

nanoblock is a micro-sized building block system originating from Japan. These blocks are as small as 4mm x 4mm x 5mm, enabling the creation of intricate 3D models with remarkable realism and expression. This kit is rated at a difficulty level of 2 out of 5, making it suitable for ages 8 and up.

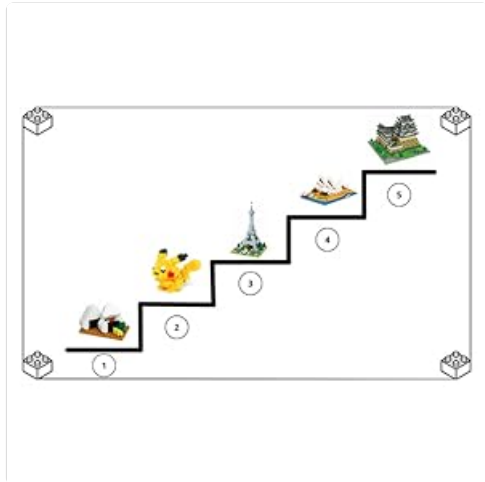


Image: A chart illustrating the nanoblock difficulty levels, with this kit being a Level 2.

SETUP AND ASSEMBLY

Each nanoblock kit includes detailed, step-by-step instructions to guide you through the assembly process. Due to the extremely small size of the building blocks, careful handling and attention to detail are required.

Preparation:

1. Unpack the contents of the box. You will find individually packaged sets for each character and their respective instruction sheets.
2. Ensure you have a clean, well-lit workspace to prevent loss of small pieces.
3. Familiarize yourself with the instruction sheet for the specific character you wish to build.

Assembly Steps:

- Follow the visual diagrams provided in the instruction manual precisely. Each step will show which blocks to use and where to place them.
- Begin by identifying the base pieces and gradually build upwards, layer by layer.
- Pay close attention to the color and shape of each block as indicated in the instructions.
- Some kits may include extra blocks. These are provided as spares and are not always used in the final model.



Image: An assembled Doraemon nanoblock figure resting in the palm of a hand, illustrating the miniature size of the completed model.

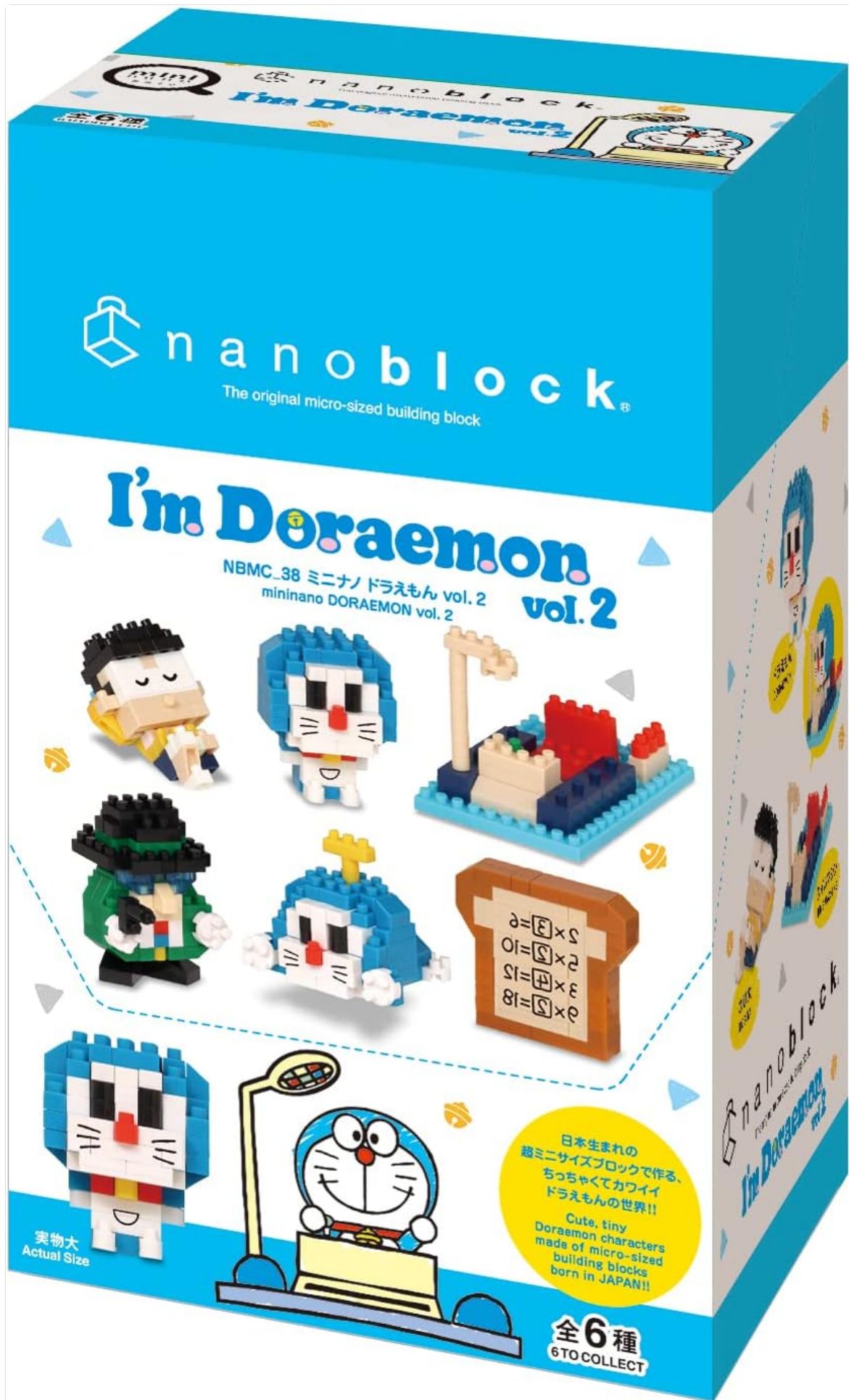


Image: The complete set of six Doraemon Vol. 2 mininano figures, including Doraemon, Nobita, Gian, and other themed items.

OPERATING AND DISPLAY

Once assembled, your nanoblock figures are ready for display. These figures are designed to be collected and showcased.

- Place your completed figures on a stable, flat surface to prevent accidental falls.
- Consider displaying them in a dust-free environment or a display case to maintain their appearance.
- The small size of the figures allows for creative arrangements and integration into various decorative settings.



Image: Several assembled nanoblock Doraemon figures, including Doraemon, Nobita, and Gian, arranged on a display stand.

MAINTENANCE

To ensure the longevity and appearance of your nanoblock figures, follow these simple maintenance

guidelines:

- **Cleaning:** Use a soft, dry brush or a can of compressed air to gently remove dust from the figures. Avoid using water or chemical cleaners, as these may damage the plastic or cause discoloration.
- **Handling:** Handle figures carefully to prevent pieces from detaching. If a piece does come loose, reattach it according to the original instructions.
- **Storage:** If disassembling for storage, keep all pieces in a sealed container to prevent loss. Store in a cool, dry place away from direct sunlight to avoid material degradation.

TROUBLESHOOTING

While nanoblock kits are generally straightforward, you may encounter minor issues during assembly or display.

Common Issues:

- **Missing Pieces:** Although rare for sealed sets, if you believe a piece is missing, double-check your workspace and the packaging. For official support regarding missing pieces, please contact KAWADA customer service.
- **Difficulty Connecting Blocks:** Ensure blocks are aligned correctly before applying gentle pressure. Avoid excessive force, which can damage the blocks.
- **Figure Instability:** Verify that all connections are secure and that the base is properly constructed according to the instructions.

SPECIFICATIONS

Feature	Detail
Brand	KAWADA
Model Name	DORAEMON - DORAEMON Vol. 2 (Set of 6), mininano Series
Model Number	NBMC_38S
Material Type	Plastic
Number of Pieces	6 (figures in set)
Item Dimensions (Average Figure)	0.94 x 1.1 x 1.41 inches
Item Weight	0.18 Kilograms (total package)
Recommended Age	8+ years (Manufacturer Minimum Age: 180 months)
Assembly Required	Yes

SAFETY INFORMATION

WARNING: CHOKING HAZARD - Small Parts.

This product contains very small parts and is not suitable for children under 3 years of age. Adult supervision is recommended during assembly, especially for younger users within the recommended age range. Keep all unbuilt blocks and completed figures away from infants and young children to prevent accidental ingestion.

WARRANTY AND SUPPORT

Specific warranty details for the KAWADA nanoblock Doraemon Vol. 2 mininano Series Building Kit are not provided in the product information. For any inquiries regarding product defects, missing parts, or warranty claims, please refer to the official KAWADA website or contact their customer support directly.

For further assistance, you may also contact the authorized U.S. distributor, Bluefin / Bandai Namco, as indicated by the warning label on the product box. This label ensures you are purchasing an officially licensed product and are eligible for product support within the United States.