

## Kindle Paperwhite 11th Generation

# Kindle Paperwhite 11th Generation User Manual

Comprehensive Guide for Your E-Reader

## INTRODUCTION TO YOUR KINDLE PAPERWHITE 11TH GENERATION

Welcome to the user manual for your Kindle Paperwhite 11th Generation. This guide provides detailed instructions and information to help you understand and utilize all the features of your e-reader. The Kindle Paperwhite 11th Generation offers an enhanced reading experience with its larger display, improved lighting, and durable design.

## KEY FEATURES

- **Enhanced Display:** Features a 6.8-inch, 300ppi E Ink Carta display, providing crisp text and a comfortable reading experience.
- **Adjustable Front Light:** Equipped with a 17-LED system that is 10% brighter than previous models. It includes color-changing front lights, allowing adjustment from blue-white to warm yellow, which can be set to change automatically with the time of day.
- **Water Resistance:** Boasts an IPX8 rating, making it resistant to accidental immersion in water. It can withstand submersion in up to 2 meters of freshwater for 60 minutes, or 0.25 meters of seawater for 3 minutes.
- **USB-C Connectivity:** Utilizes a modern USB-C port for charging and data transfer.
- **Extended Battery Life:** Offers approximately one week of battery life with constant use. Battery life can be significantly extended by disabling Wi-Fi and reducing front light brightness.

## HARDWARE OVERVIEW

# KINDLE PAPERWHITE 11TH GENERATION USER MANUAL

**The Ultimate Step by Step Guide  
For Beginners And Pros To  
Master The Hidden Features  
Including Tips And Tricks Of  
Kindle Paperwhite [11th Gen]**



**Andy v. Gainey**

*Image: Front cover of the user manual for the Kindle Paperwhite 11th Generation. This image displays the title and a graphic representation of the e-reader device.*

## Physical Components

- **Display:** 6.8-inch E Ink Carta screen.
- **Power Button:** Located at the bottom of the device.
- **USB-C Port:** For charging and connecting to a computer.
- **Front Lights:** Integrated LEDs for illuminated reading.

The device's design prioritizes comfortable, glare-free reading, even in direct sunlight. The IPX8 rating ensures durability against water exposure, making it suitable for reading in various environments.

## SETUP

---

1. **Charge Your Device:** Before first use, connect your Kindle Paperwhite to a power source using the provided USB-C cable. A full charge typically takes a few hours.
2. **Power On:** Press and hold the power button located at the bottom of the device until the screen lights up.
3. **Select Language:** Follow the on-screen prompts to select your preferred language.
4. **Connect to Wi-Fi:** Choose your Wi-Fi network from the list and enter the password. A stable internet connection is required for registration and downloading content.
5. **Register Your Kindle:** Sign in with your existing Amazon account or create a new one. This links your device to your Amazon content library.
6. **Tutorial:** Complete the brief on-screen tutorial to familiarize yourself with basic navigation.

## OPERATING INSTRUCTIONS

---

### Reading

- **Opening a Book:** Tap on the cover of a book in your library to open it.
- **Turning Pages:** Tap the right side of the screen to go to the next page, or the left side to go back. Swiping left or right also works.
- **Adjusting Text:** While reading, tap the top of the screen to bring up the reading toolbar. Here you can adjust font size, font style, line spacing, and margins.
- **Screen Warmth:** Access the reading toolbar to adjust the screen's warmth (color temperature) from cool blue to warm amber. This can also be scheduled.
- **Dictionary and Wikipedia:** Tap and hold a word to see its definition. You can also choose to look it up on Wikipedia or translate it.

### Navigation and Settings

- **Home Screen:** Tap the "Home" icon (house symbol) in the top toolbar to return to your library and recommendations.
- **Library:** Access all your downloaded books and content.
- **Store:** Browse and purchase new books from the Kindle Store.
- **Quick Settings:** Swipe down from the top of the screen to access quick settings for brightness, Wi-Fi, airplane mode, and more.
- **Device Password:** To set a password, go to **All Settings > Device Options > Device Passcode**.
- **Subscription Services:** Information on signing up for services like Kindle Unlimited can be found in the Kindle Store or your Amazon account settings.

## MAINTENANCE

- **Cleaning:** Use a soft, lint-free cloth to gently wipe the screen and body of your Kindle. Avoid abrasive materials or harsh chemicals.
- **Charging:** Charge your device regularly using the provided USB-C cable and a compatible power adapter. Avoid using damaged cables or chargers.
- **Software Updates:** Your Kindle will periodically check for and download software updates automatically when connected to Wi-Fi. Ensure your device is charged during updates.
- **Storage:** Keep your Kindle in a protective cover to prevent scratches and damage.

## TROUBLESHOOTING

Problem	Solution
Device not responding:	Press and hold the power button for 40 seconds until the device restarts.
Cannot connect to Wi-Fi:	Ensure Wi-Fi is enabled on your Kindle. Restart your Wi-Fi router. Try connecting to a different network if available.
Battery not charging:	Check the USB-C cable and power adapter for damage. Try a different cable or adapter. Ensure the port is clean.
Screen frozen or displaying artifacts:	Perform a hard restart by holding the power button for 40 seconds. If the issue persists, contact Kindle support.

## SPECIFICATIONS

- **Display:** 6.8-inch E Ink Carta, 300 ppi.
- **Front Light:** 17 LEDs with adjustable warm light.
- **Water Resistance:** IPX8 rated.
- **Connectivity:** USB-C.
- **Battery Life:** Up to 10 weeks on a single charge (based on half an hour of reading per day with wireless off and the light setting at 13). Actual battery life varies based on usage.
- **Charging:** Approximately 5 hours from a computer via USB cable; less than 2.5 hours with a 9W USB power adapter.

*Note: The specifications listed above are for the Kindle Paperwhite 11th Generation device.*

## MANUAL INFORMATION

Copyrighted Material



Image: Back cover of the user manual, displaying the ISBN barcode and publishing details.

- **ASIN:** B09RLXVFYR
- **Publisher:** Independently published
- **Publication Date:** January 31, 2022
- **Language:** English
- **Print Length:** 73 pages
- **ISBN-13:** [979-8410871303](#)

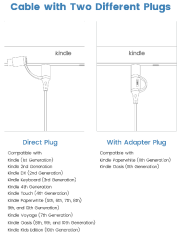
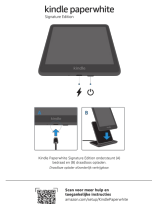



This section provides details about the physical manual itself, including its unique identifiers and publishing information.

## WARRANTY AND SUPPORT


Information regarding the specific warranty for your Kindle Paperwhite 11th Generation device is typically provided at the time of purchase or can be found on the official Amazon Kindle support website. For technical assistance, troubleshooting, or warranty claims, please visit the [Amazon Kindle Support Page](#) or contact Amazon customer service directly.

© 2023 Kindle. All rights reserved.

## Related Documents - Paperwhite 11th Generation

	<p><a href="#">Kindle Charging Cables: Direct vs. Adapter Plug Compatibility</a></p> <p>Detailed guide to Kindle charging cables, explaining compatibility for direct plug and adapter plug connections with various Kindle e-reader models, including Paperwhite, Oasis, and Kids Edition.</p>
	<p><a href="#">Kindle Paperwhite Signature Edition: Charging Guide</a></p> <p>Instructions on how to charge your Kindle Paperwhite Signature Edition, including wired and wireless charging methods.</p>
	<p><a href="#">Kindle E-Reader Quick Start Guide</a></p> <p>A quick start guide for the Kindle e-reader, providing instructions on how to get started and where to find more information.</p>
	<p><a href="#">Kindle Colorsoft Signature Edition: Charging Guide</a></p> <p>Learn how to charge your Kindle Colorsoft Signature Edition using both wired and wireless methods. Find help and accessible information online.</p>
	<p><a href="#">Kindle Paperwhite User's Guide: Setup, Features, and Operation</a></p> <p>Comprehensive guide to the Amazon Kindle Paperwhite (3rd Edition), covering setup, navigation, content management, reading features, settings, and safety information.</p>

kindle paperwhite



Learn more about your Kindle Paperwhite by visiting the Kindle User's Guide located in your device settings.

[Kindle Paperwhite Quick Start Guide](#)

Get started with your Kindle Paperwhite e-reader. This guide provides essential information for setup and usage.

Documents - Kindle – Paperwhite 11th Generation

kindle paperwhite



Learn more about your Kindle Paperwhite by visiting the Kindle User's Guide located in your device settings.

[\[pdf\]](#) User Manual Quick Start Guide Guide

22 003182 01 KindlePaperwhite Gen11 Online QSG US Kindle Paperwhite 11th Generation Quick Start Guide User for Amazon KINDLE Tablet Free Instruction Manual central manuals tablet amazon |||

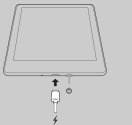
...

lang: **score:52** filesize: 44.45 K page\_count: 1 document date: 2021-10-07

kindle paperwhite

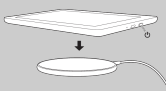
Signature Edition

①



Kindle Paperwhite Signature Edition supports ① wired and ② wireless charging. Wireless charger sold separately.

②



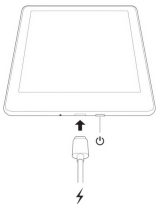
[\[pdf\]](#) User Manual Quick Start Guide Guide

22 003183 01 KindlePaperwhite Gen11 Online QSG US Kindle Paperwhite 11th Generation Signature Edition Quick Start Guide User for Amazon KINDLE Tablet Free Instruction Manual Sig central manuals tablet amazon |||

...

lang: **score:50** filesize: 58.29 K page\_count: 1 document date: 2021-10-07

kindle paperwhite



Learn more about your Kindle Paperwhite by visiting the Kindle User's Guide located in your device settings.

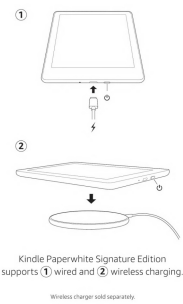
[\[pdf\]](#) Quick Start Guide Guide

amazon tablet Kindle Paperwhite 11th Generation Quick Start Guide central manuals archive org details KindlePaperwhite Gen11 QSG US null 1 file Free Download Borrow and Streaming Internet Archive text |||

kindle paperwhite r Learn more about your Kindle Paperwhite by visiting the Kindle User s Guide located in your device settings. ...

lang: **score:41** filesize: 31.42 K page\_count: 1 document date: 2021-12-26

kindle paperwhite  
Signature Edition



[pdf] Quick Start Guide Guide

amazon tablet Kindle Paperwhite 11th Generation Signature Edition Quick Start Guide central manuals  
archive.org/details/KindlePaperwhiteSigGen11QSGUSnull1fileFreeDownloadBorrowandStreaming  
Internet Archive text |||

kindle paperwhite Signature Edition Kindle Paperwhite Signature Edition supports 1  
wired and 2 wireless charging. Wireless charger sold separately. ...

lang: score:40 filesize: 37.02 K page\_count: 1 document date: 2021-12-26

User Manual

Congratulations on your purchase of our 6-foot long white PVC cables! These cables are designed to support both charging and data transfer for your devices. Please read the following instructions carefully to ensure that you get the most out of your cables.

Compatibility:

The USB 2.0 to USB-C cable (Bigend) is compatible with newer models of devices that have a USB-C port. The USB 2.0 to Micro-USB cable (Small end) is compatible with older models of devices that have a Micro-USB port. Please make sure that your device has the correct port before using the cable.

Charging:

To charge your device using the cable, simply plug one end of the cable into your device and the other end into a USB port on your computer or a USB wall charger. Your device should start charging automatically.

Data Transfer:

To transfer data between your device and your computer, plug one end of the cable into your device and the other end into a USB port on your computer. Your device should appear as a removable drive on your computer, allowing you to transfer files between the two devices.

Note:

Please make sure that your device is unlocked and that the screen is on when transferring data. Some devices may require additional software or drivers to be installed before data transfer is possible.

Care and Maintenance:

To ensure that your cables last as long as possible, please follow these guidelines:

- Do not expose the cables to extreme temperatures or moisture.
- Do not bend or twist the cables excessively.
- Do not pull on the cables to disconnect them from your device or computer.
- Store the cables in a cool, dry place when not in use.

We hope that you enjoy using your new cables! If you have any questions or concerns, please do not hesitate to contact us.

1

User Manual: 6ft White PVC USB 2.0 Cables for Charging and Data Transfer

Official user manual for 6ft white PVC USB 2.0 cables, detailing compatibility with USB-C and Micro-USB devices, charging, data transfer, and care instructions. Compatible with various Kindle models.

lang:en score:30 filesize: 496.18 K page\_count: 3 document date: 2024-09-23

User Manual

Congratulations on your purchase of our 6-foot long black PVC cables! These cables are designed to support both charging and data transfer for your devices. Please read the following instructions carefully to ensure that you get the most out of your cables.

Compatibility:

The USB 2.0 to USB-C cable (Bigend) is compatible with newer models of devices that have a USB-C port. The USB 2.0 to Micro-USB cable (Small end) is compatible with older models of devices that have a Micro-USB port. Please make sure that your device has the correct port before using the cable.

Charging:

To charge your device using the cable, simply plug one end of the cable into your device and the other end into a USB port on your computer or a USB wall charger. Your device should start charging automatically.

Data Transfer:

To transfer data between your device and your computer, plug one end of the cable into your device and the other end into a USB port on your computer. Your device should appear as a removable drive on your computer, allowing you to transfer files between the two devices.

Note:

Please make sure that your device is unlocked and that the screen is on when transferring data. Some devices may require additional software or drivers to be installed before data transfer is possible.

Care and Maintenance:

To ensure that your cables last as long as possible, please follow these guidelines:

- Do not expose the cables to extreme temperatures or moisture.
- Do not bend or twist the cables excessively.
- Do not pull on the cables to disconnect them from your device or computer.
- Store the cables in a cool, dry place when not in use.

We hope that you enjoy using your new cables! If you have any questions or concerns, please do not hesitate to contact us.

1

[pdf] User Manual Instructions

111 User Manual 91L4Men59NL m media amazon images l |||

User Manual Congratulations on your purchase of our 6 feet long black PVC cables  
These cables are designed to support both charging and data transfer for your devices. Please read the following instructions carefully to ensure that you get the most out of your cables. Compatibility: The USB 2.0 to ...

lang:en score:30 filesize: 512.16 K page\_count: 3 document date: 2024-09-23

EU Declaration of Conformity

...

--	--	--


Next

[pdf] Documentation Declaration of Conformity

Kindle Paperwhite 11th Generation EU Declaration of Conformity customerdocumentation s3 us west 2  
amazonaws Declarations |||

DocuSign Envelope ID: 3C94A125-BCD0-4C5C-9364-AC081E2AC11E CC STC  
00527920 2021 TR EU Declaration of Conformity Manufacturer: Name: Amazon.com  
Services LLC Address: 410 Terry Avenue North Seattle, WA 98109-5210 United  
States Radio Equipment: Model: M2L3EK Description: Electronic Display Device W...  
lang:en score:20 filesize: 2.13 M page\_count: 10 document date: 2021-11-11






[pdf] Decleration of Conformity

Patel Pratiksha C EU Declaration of Conformity Kindle Paperwhite 11th Generation d1ergij2b6wmg5 cloudfront net Declarations |||


DocuSign Envelope ID: E29DB8C7-D0DD-4D1A-A996-87749A41B8A6 CC STC 00233293 2024 TR EU Declaration of Conformity Manufacturer: Name: Amazon.com Services LLC Address: 410 Terry Avenue North Seattle, WA 98109-5210 United States Radio Equipment: Model: M2L3EK Description: Electronic Display Device I. ... lang:en score:20 filesize: 260.57 K page\_count: 12 document date: 2024-07-09



[pdf] Documentation Decleration of Conformity

3 Patel Pratiksha C Kindle Paperwhite 11th Generation EU Declarations of Conformity Amazon Customer Service customerdocumentation s3 us west 2 amazonaws |||


DocuSign Envelope ID: F7B63244-F910-4DE8-BE66-C6F0992B1D44 CC OTH 00167046 2023 TR EU Declaration of Conformity Manufacturer: Name: Amazon.com Services LLC Address: 410 Terry Avenue North Seattle, WA 98109-5210 United States Radio Equipment: Model: M2L3EK Description: Electronic Display Device W... lang:en score:18 filesize: 227.29 K page\_count: 12 document date: 2023-04-26



[pdf] Decleration of Conformity

EU Declaration of Conformity Form Device Patel Pratiksha C Kindle Paperwhite 11th Generation Signature Edition Declarations Amazon Customer Service d1ergij2b6wmg5 cloudfront net |||

DocuSign Envelope ID: 45C864BA-44FD-4653-95E8-7A641AFF39ED CC STC 00603056 2022 TR EU Declaration of Conformity Manufacturer: Name: Amazon.com Services LLC Address: 410 Terry Avenue North Seattle, WA 98109-5210 United States Radio Equipment: Model: M2L4EK Description: Electronic Display Device W... lang:en score:18 filesize: 327.28 K page\_count: 12 document date: 2022-10-05



[pdf]

Microsoft Word CE20 012 IM10D L EPA Registration Certificate Kemfar 200507 yamamori of Compliance NuPro Screen Protector for Kindle Paperwhite 11th generation 2021 release Amazon co uk Electronics

Photo 81b9Qn5UvjL m media amazon images I ||| CE20-012 Messrs. Kemfar May 7, 2020 Sinanen Zeomic Co., Ltd. 1-1, Nakagawa Honmachi Minato-Ku, Nagoya, Aichi 455-0051, JAPAN Tel. 81-52-653-3201 CERTIFICATE OF EPA COMPLYING This is to certify that the product Zeomic IM10D-L is registered complying with the Federal Insecticide, Fungicide, and R... lang:en score:15 filesize: 309.15 K page\_count: 1 document date: 2020-05-07

