

Boytone BT-10BR

Boytone BT-10BR Studio Recording DJ Headphones

USER MANUAL

Model: BT-10BR | Brand: Boytone

Introduction

Thank you for choosing the Boytone BT-10BR Studio Recording DJ Headphones. These headphones are designed to deliver high-fidelity audio for professional monitoring, DJing, and general listening. With robust construction, comfortable design, and versatile connectivity, they are an ideal choice for audio enthusiasts and professionals alike. Please read this manual carefully to ensure proper use and maintenance of your headphones.



Image: Front view of the Boytone BT-10BR headphones with both 3.5mm and 6.35mm audio cables.

Key Features

- **Outstanding Stereo Sound:** Equipped with 50mm speaker drivers and neodymium magnets for supreme HIFI sound and deep bass response.
- **Noise Isolation:** Soft padded ear cushions are designed for comfort and effective noise isolation.
- **Flexible Monitoring:** 90-degree swiveling ear cups allow for convenient single-ear monitoring.
- **Adjustable Comfort:** The headband is adjustable and stretchable to provide a comfortable fit for extended wear.
- **Detachable Coiled Cable:** Includes a DJ-style coiled cord (9.8ft stretched) for extended reach, and a standard 3.5mm to 3.5mm cable with an in-line microphone.
- **Dual Connectivity:** Supports both 3.5mm and 6.35mm audio jacks for broad compatibility.
- **Foldable Design:** Practical folding construction for easy storage and transport.



**WIRED OVER EAR HEADPHONES STUDIO MONITOR & MIXING DJ STEREO
HEADSETS WITH 50MM NEODYMIUM DRIVERS AND 1/4 TO 3.5MM AUDIO JACK FOR
AMP COMPUTER RECORDING PHONE PIANO GUITAR LAPTOP**





Image: Diagram illustrating 90° swiveling ear pads, movable headband, in-line microphone controls, and super soft ear pads.

Package Contents

- 1 x Boytone BT-10BR DJ Headphones
- 1 x Portable Bag
- 1 x User Manual
- 1 x 3.5mm Audio Jack Cable
- 1 x 6.35mm to 3.5mm Coiled Cable

boytone™

- 1 x DJ Headphones
- 1 x Portable Bag
- 1 x User Manual
- 1 x 3.5mm Audio Jack Cable
- 1 x 6.35mm to 3.5mm Cable



Image: Contents of the Boytone BT-10BR package, including headphones, cables, portable bag, and user manual.

Setup

1. Connecting the Audio Cables

1. Identify the appropriate audio cable for your device: the 3.5mm to 3.5mm cable for standard devices (phones, laptops) or the 3.5mm to 6.35mm coiled cable for professional audio equipment (mixers, amplifiers).
2. Insert the 3.5mm end of the chosen cable into the audio jack located on the left earcup of the headphones.
3. Connect the other end of the cable to the corresponding audio output port on your device.

2. Adjusting for Comfort

- Gently extend or retract the headband to fit your head size. The headband is designed to be adjustable and stretchable.
- Ensure the soft padded ear cushions fully cover your ears for optimal sound isolation and comfort.

Operating Instructions

Audio Playback

Once connected to your audio source, simply play your desired audio. Adjust the volume directly on your connected device.

Microphone Usage (with 3.5mm cable)

The 3.5mm cable includes an in-line microphone with control buttons:

- **Play/Pause:** Press the button once.
- **Answer Call/End Call:** Press the button once to answer, press once again to end.

Single-Ear Monitoring

The ear cups feature a 90-degree swiveling design, allowing you to rotate one earcup away from your ear for single-ear monitoring, commonly used in DJ and studio environments.

Device Compatibility

These headphones offer broad compatibility with various audio devices:

- iPhone and Samsung devices
- Android devices
- Electronic guitars
- Audio mixers
- Any device with a 3.5mm or 6.35mm audio jack



Image: Diagram showing the Boytone BT-10BR headphones connected to a mixer, speakers, turntable, electric guitar, acoustic guitar, and TV, illustrating broad compatibility.

Maintenance

- **Cleaning:** Use a soft, dry cloth to clean the ear cushions and headphone surfaces. Avoid using harsh chemicals or abrasive materials.
- **Storage:** When not in use, fold the headphones and store them in the provided portable bag to protect them from dust and damage.
- **Cable Care:** Handle the detachable cables with care. Avoid sharp bends or excessive pulling to prevent internal wire damage.
- **Avoid Moisture:** The headphones are not water resistant. Keep them away from liquids and high humidity.

Troubleshooting

Problem	Possible Cause	Solution
No sound or low volume	Incorrect cable connection, low volume on device, faulty cable.	Ensure cables are fully inserted. Increase volume on your audio source. Try a different cable if available.
Distorted sound	Volume too high, poor audio source quality, damaged drivers.	Lower the volume. Test with a different audio source. If distortion persists, contact support.
Microphone not working	Using the wrong cable (coiled cable does not have mic), mic disabled on device, faulty mic.	Ensure you are using the 3.5mm cable with the in-line mic. Check microphone settings on your device.
Uncomfortable fit	Headband not adjusted properly.	Adjust the headband length until a comfortable fit is achieved.

Specifications

Model:	BT-10BR
Color:	Brown
Speaker Drivers:	50mm
Impedance:	32 Ohms
Sensitivity:	110dB +- 3dB
Frequency Response:	20Hz-40KHz
Max Input Power:	1600mW
Plug Type:	3.5mm/6.35mm stereo
Cable 1:	2m-3m (9.8ft) 3.5mm to 6.35mm coiled cable
Cable 2:	1.2m (3ft) 3.5mm to 3.5mm cable with microphone
Product Dimensions:	5.51 x 3.94 x 7.09 inches
Item Weight:	14.9 ounces
Material:	Plastic
Noise Control:	Sound Isolation

Connectivity Technology:	Wired
Wireless Communication Technology:	Bluetooth (Note: Product description indicates wired, but specifications list Bluetooth. Please refer to product packaging for definitive wireless capabilities.)
Water Resistance Level:	Not Water Resistant

Official Product Video

Your browser does not support the video tag.



Video: An official overview of the Boytone BT-10BR Studio DJ Headphones, highlighting key features, design, and compatibility.





Warranty & Support

For warranty information, technical support, or any inquiries regarding your Boytone BT-10BR headphones, please refer to the product packaging or contact Boytone customer service directly. Contact details can typically be found on the manufacturer's official website or on the product's retail page.

© 2023 Boytone. All rights reserved.

Related Documents - BT-10BR

 <p>boytone™ Audio Equipment</p> <p>Suitcase Turntable with Rechargeable Battery USB/SD and FM Radio & Bluetooth Model Number BT-101B</p> <p>INSTRUCTION MANUAL</p> <p>READ INSTRUCTIONS CAREFULLY BEFORE USE AND STORE IN A SAFE PLACE FOR FUTURE REFERENCE</p>	<p>Boytone BT-101B Suitcase Turntable Instruction Manual</p> <p>Instruction manual for the Boytone BT-101B Suitcase Turntable, covering features, setup, operation, playback, recording, file management, and maintenance.</p>
 <p>boytone™ Audio Equipment</p> <p>Turntable/Cassette Player With USB/SD and Radio Model Number BT-19DJM Operating Instructions Manual</p>	<p>Boytone BT-19DJM Turntable/Cassette Player with USB/SD and Radio - Operating Instructions</p> <p>Comprehensive operating instructions manual for the Boytone BT-19DJM Turntable/Cassette Player, detailing setup, radio operation, phono playback, cassette functions, USB/SD playback and encoding, and troubleshooting.</p>

	<p>Boytone BT-324F 2.1CH Multimedia Speaker System User Manual</p> <p>User manual for the Boytone BT-324F 2.1CH Multimedia Speaker System, detailing specifications, features, front panel and remote control operations, Bluetooth connectivity, rear panel connections, and important usage notes.</p>
	<p>Boytone T16 Portable Bluetooth Speaker User Manual</p> <p>User manual for the Boytone T16 portable Bluetooth speaker, covering product features, technical specifications, connectivity, unit operation, and remote control instructions.</p>
	<p>Boytone BT28SPB/BT28SPS Turntable Operating Instructions</p> <p>Comprehensive operating instructions for the Boytone BT28SPB and BT28SPS turntable, featuring CD player, AM/FM radio, cassette player, and MP3 encoding capabilities. Learn how to set up, operate, and maintain your Boytone audio system.</p>
	<p>Boytone 2.1CH Multimedia Speaker System C2901 User Manual</p> <p>User manual for the Boytone 2.1CH Multimedia Speaker System, Model C2901. Provides details on specifications, features, operation, remote control functions, system connections, and FCC compliance.</p>