

MasterPro MPUS13000-BLK

MasterPRO Vital Forged Aluminum 8-inch Fry Pan Instruction Manual

Model: MPUS13000-BLK

1. PRODUCT OVERVIEW

The MasterPRO Vital Forged Aluminum 8-inch Fry Pan is designed for efficient and versatile cooking. Constructed from double-forged aluminum, it ensures uniform and rapid heat distribution, eliminating hot spots. The pan features an Eterna+ titanium-reinforced non-stick system for effortless food release and enhanced durability. Its ergonomic stainless-steel handle provides a secure and comfortable grip. This fry pan is compatible with all stove types, including induction, and is oven safe up to 440°F (220°C). It is also dishwasher safe for convenient cleaning.



Image 1.1: The MasterPRO Vital Forged Aluminum 8-inch Fry Pan, showcasing its non-stick interior and stainless steel handle.

2. SAFETY INSTRUCTIONS

- Always use oven mitts or pot holders when handling hot cookware, as handles can become hot during use.
- Do not leave cookware unattended on a hot stovetop.
- Ensure the pan is properly seated on the burner to prevent tipping.
- Avoid using metal utensils with excessive force, although the Eterna+ non-stick coating is metal utensil safe, gentle

use is recommended to prolong its life.

- Keep children away from the cooking area.
- Do not heat an empty pan for extended periods, as this can damage the non-stick coating and the pan itself.
- Ensure adequate ventilation when cooking, especially at high temperatures.

3. SETUP

3.1 Initial Cleaning

1. Remove all packaging materials and labels from the fry pan.
2. Wash the pan thoroughly with warm, soapy water using a soft sponge or cloth.
3. Rinse the pan completely and dry it with a soft towel.
4. For optimal non-stick performance, lightly condition the interior surface by rubbing a small amount of cooking oil over it with a paper towel. Wipe off any excess oil.

4. OPERATING INSTRUCTIONS

4.1 Cooking Guidelines

- **Heat Settings:** Use low to medium heat for most cooking tasks. High heat should only be used for boiling water or searing for short periods. The forged aluminum construction provides excellent heat retention, so excessive heat is rarely necessary.
- **Oil/Butter:** While the non-stick coating allows for cooking with minimal oil, a small amount of cooking oil or butter can enhance flavor and browning.
- **Utensils:** Although the Eterna+ non-stick system is metal utensil safe, silicone, wooden, or plastic utensils are recommended to extend the life of the non-stick surface.
- **Stovetop Compatibility:** This pan is suitable for all stove types, including gas, electric, glass, and induction cooktops.
- **Oven Use:** The pan is oven safe up to 440°F (220°C). Always use oven mitts when transferring the pan to and from the oven.



High-quality forged aluminum provides a reinforced edge & thicker base for ultimate durability

Image 4.1: The MasterPRO fry pan in use, demonstrating its capacity for cooking various foods.



Eterna + Titanium-reinforced non-stick system has 10x release capability & is 3x stronger compared to any other coating.

Image 4.2: Detail of the pan's interior, highlighting the durable Eterna+ Titanium-reinforced non-stick system.



**Full stainless steel disc reinforces base
& is suitable for all stove types, including induction**

Image 4.3: The base of the pan, indicating compatibility with gas, electric, glass, and induction cooktops.

5. CARE AND MAINTENANCE

5.1 Cleaning

- **Cool Down:** Always allow the pan to cool completely before washing to prevent warping.
- **Hand Washing:** For best results and to prolong the life of the non-stick coating, hand wash with warm, soapy water and a soft sponge or cloth. Avoid abrasive cleaners or scouring pads.
- **Dishwasher Safe:** The MasterPRO Vital Fry Pan is dishwasher safe. Place it on the top rack if possible to prevent damage from other items.



Image 5.1: The MasterPRO fry pan placed in a dishwasher, illustrating its dishwasher-safe feature.

5.2 Storage

- Store the pan in a dry place.
- If stacking pans, place a soft cloth or pan protector between them to prevent scratching the non-stick surface.

6. TROUBLESHOOTING

Issue	Possible Cause	Solution
Food sticking to the pan	Pan not properly seasoned; too high heat; insufficient oil.	Re-season the pan with a thin layer of oil. Reduce heat. Use a small amount of cooking oil or butter.
Pan warping	Sudden temperature changes (e.g., hot pan under cold water).	Always allow the pan to cool completely before washing or exposing to cold temperatures.
Handle becomes too hot	High heat setting; prolonged cooking.	Use oven mitts or pot holders. Reduce heat if possible.

Issue	Possible Cause	Solution
Discoloration on exterior	Food residue burning on the exterior; high heat.	Clean exterior thoroughly after each use. Adjust heat settings.

7. SPECIFICATIONS

Feature	Detail
Brand	MasterPro
Model Number	MPUS13000-BLK
Diameter	8 Inches (20 cm)
Capacity	3 Quarts
Material	Forged Aluminum, Titanium, Stainless Steel
Color	Black
Non-Stick Coating	Eterna+ Titanium-reinforced
Handle Material	Stainless Steel
Stove Compatibility	All stove types, including Induction
Oven Safe Temperature	Up to 440°F (220°C)
Dishwasher Safe	Yes




Image 7.1: Dimensional diagram of the MasterPRO fry pan, indicating its overall size.






8. WARRANTY AND SUPPORT

For information regarding the product warranty, please refer to the documentation included with your purchase or visit the official MasterPRO website. Keep your proof of purchase for any warranty claims.

If you encounter any issues or have questions not covered in this manual, please contact MasterPRO customer support through their official channels. Contact details can typically be found on the product packaging or the brand's website.

Related Documents - MPUS13000-BLK

	<p>MasterPro 12-in-1 Multi Cooker: Features, Safety, and Recipes</p> <p>A comprehensive guide to the MasterPro 12-in-1 Multi Cooker, detailing its features, essential safety instructions, operating procedures, program settings, troubleshooting tips, and a variety of recipes.</p>
---	---

 <p>INSTRUCCION MANUAL - MANUALE DE INSTRUCCIONES INSTRUKCIJA KUPENIJA - MANUALE DE INSTRUCCIONES MANUEL D'INSTRUCTIONS - INSTRUCCION MANUAL</p>	<p>MasterPRO Air Fryer Instruction Manual - BGMP-9456-PL</p> <p>Comprehensive instruction manual for the MasterPRO Air Fryer, model BGMP-9456-PL, by Bergner Europe S.L. Learn about features, operation, safety, cleaning, and troubleshooting for your kitchen appliance.</p>
 <p>INSTRUCCION MANUAL - MANUALE DE INSTRUCCIONES INSTRUKCIJA KUPENIJA - MANUALE DE INSTRUCCIONES MANUEL D'INSTRUCTIONS - INSTRUCCION MANUAL</p>	<p>MasterPRO ROCKET DUO 900: Ръководство за употреба на фритюрник с горещ въздух</p> <p>Научете как да използвате вашия фритюрник с горещ въздух MasterPRO ROCKET DUO 900 (BGMP-9178-BK). Това ръководство предоставя основни инструкции за безопасност, употреба, почистване и съвети за готвене за здравословно приготвяне на храна.</p>
 <p>INSTRUCCION MANUAL - MANUALE DE INSTRUCCIONES INSTRUKCIJA KUPENIJA - MANUALE DE INSTRUCCIONES MANUEL D'INSTRUCTIONS - INSTRUCCION MANUAL</p>	<p>MasterPRO Air Fryer Instruction Manual</p> <p>Comprehensive instruction manual for the MasterPRO Air Fryer, detailing usage, safety, settings, maintenance, and warranty information. Available in multiple languages.</p>
 <p>INSTRUCCION MANUAL - MANUALE DE INSTRUCCIONES INSTRUKCIJA KUPENIJA - MANUALE DE INSTRUCCIONES MANUEL D'INSTRUCTIONS - INSTRUCCION MANUAL</p>	<p>Manuale di Istruzioni Friggitrice ad Aria MasterPRO BGMP-9175</p> <p>This document provides comprehensive instructions for the MasterPRO BGMP-9175 Air Fryer, covering safety precautions, product composition, operation, cleaning, maintenance, and troubleshooting. It includes cooking guidelines and settings for various foods.</p>
 <p>INSTRUCCION MANUAL - MANUALE DE INSTRUCCIONES INSTRUKCIJA KUPENIJA - MANUALE DE INSTRUCCIONES MANUEL D'INSTRUCTIONS - INSTRUCCION MANUAL</p>	<p>MasterPRO Smokeless Grill BGMP-9111 User Manual and Operating Guide</p> <p>Comprehensive user manual for the MasterPRO Smokeless Grill BGMP-9111, covering operation, safety precautions, cleaning, storage, technical specifications, and troubleshooting.</p>