

Tile T1801A

Tile by Life360 Mate Bluetooth Tracker User Manual

Model: T1801A



1. INTRODUCTION

The Tile by Life360 Mate is a versatile Bluetooth tracker designed to help you locate your personal belongings and even your phone. It integrates with the Life360 app, offering features like item finding, phone finding, and an SOS alert system. This manual provides detailed instructions for its use and care.



Image 1.1: Tile Mate Bluetooth Tracker (Navy Blaze)

2. SETUP

1. **Download the Life360 App:** Search for "Life360" in your device's app store (available for iOS and Android). Download and install the application.
2. **Create an Account:** Open the Life360 app and follow the on-screen instructions to create a new account or log in if you already have one.
3. **Add Your Tile Mate:**
 - In the Life360 app, navigate to the "Items" section or look for an option to add a new device.
 - Select "Add a Tile" and choose the Tile Mate model.
 - Press the button on your Tile Mate firmly until you hear a sound. The app will guide you through the pairing process.
 - Once paired, you can name your Tile Mate (e.g., "Keys," "Bag") and assign it to an item.
4. **Legal Disclaimer:** Use of the device requires installation of the Life360 app, account registration, acceptance of

PROTECT YOUR STUFF AND YOURSELF.

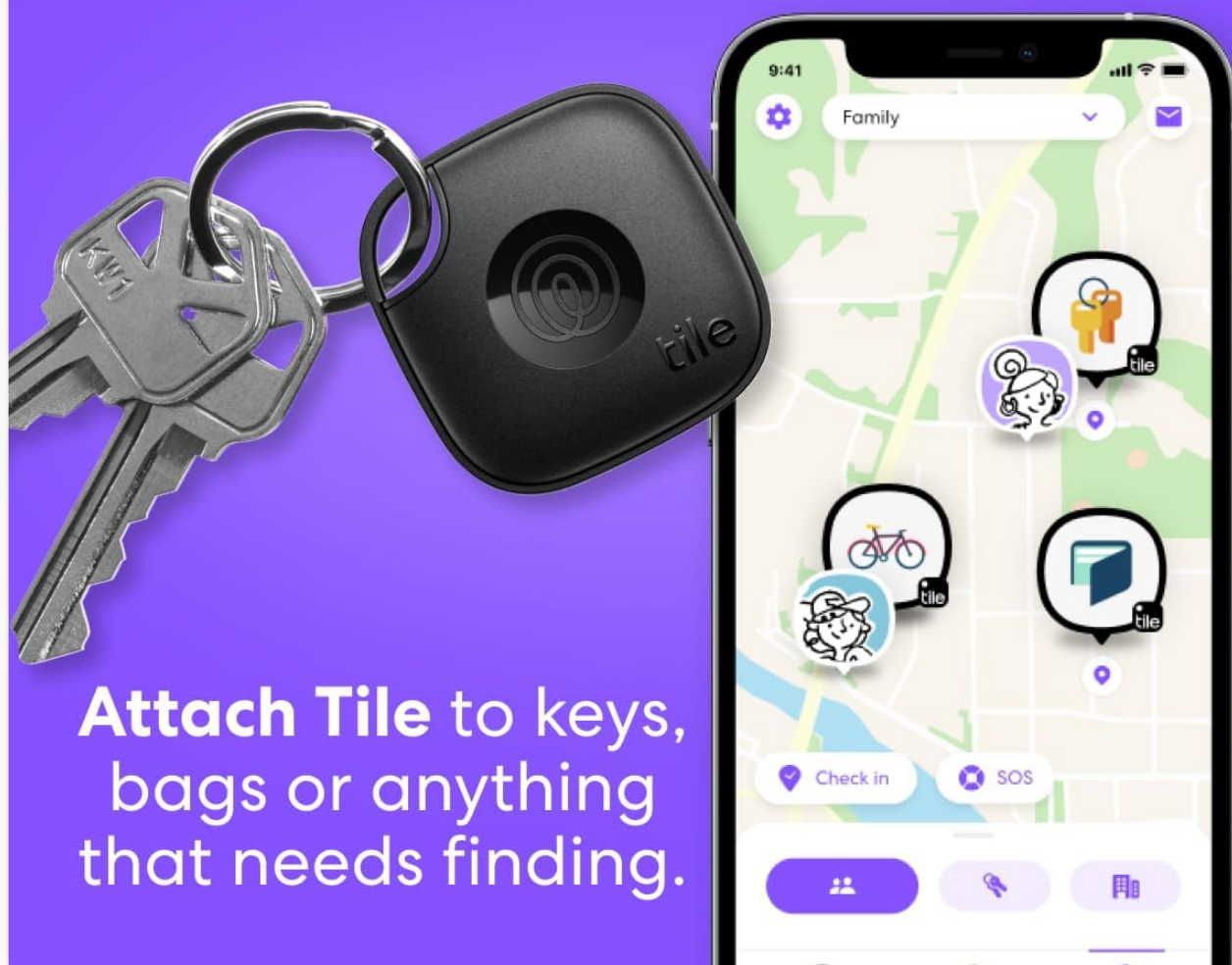


Image 2.1: Attaching Tile Mate to keys and viewing its location in the app.

3. OPERATING INSTRUCTIONS

3.1 Finding Your Items

If you misplace an item with your Tile Mate attached, you can make the Tile ring to help you find it:

1. Open the Life360 app on your smartphone.
2. Select the Tile Mate associated with the lost item.
3. Tap the "Find" button in the app. Your Tile Mate will play a loud melody, allowing you to locate it by sound.
4. The app will also display the Tile's last known location on a map, which can be helpful if the item is out of Bluetooth range.

FIND IT.

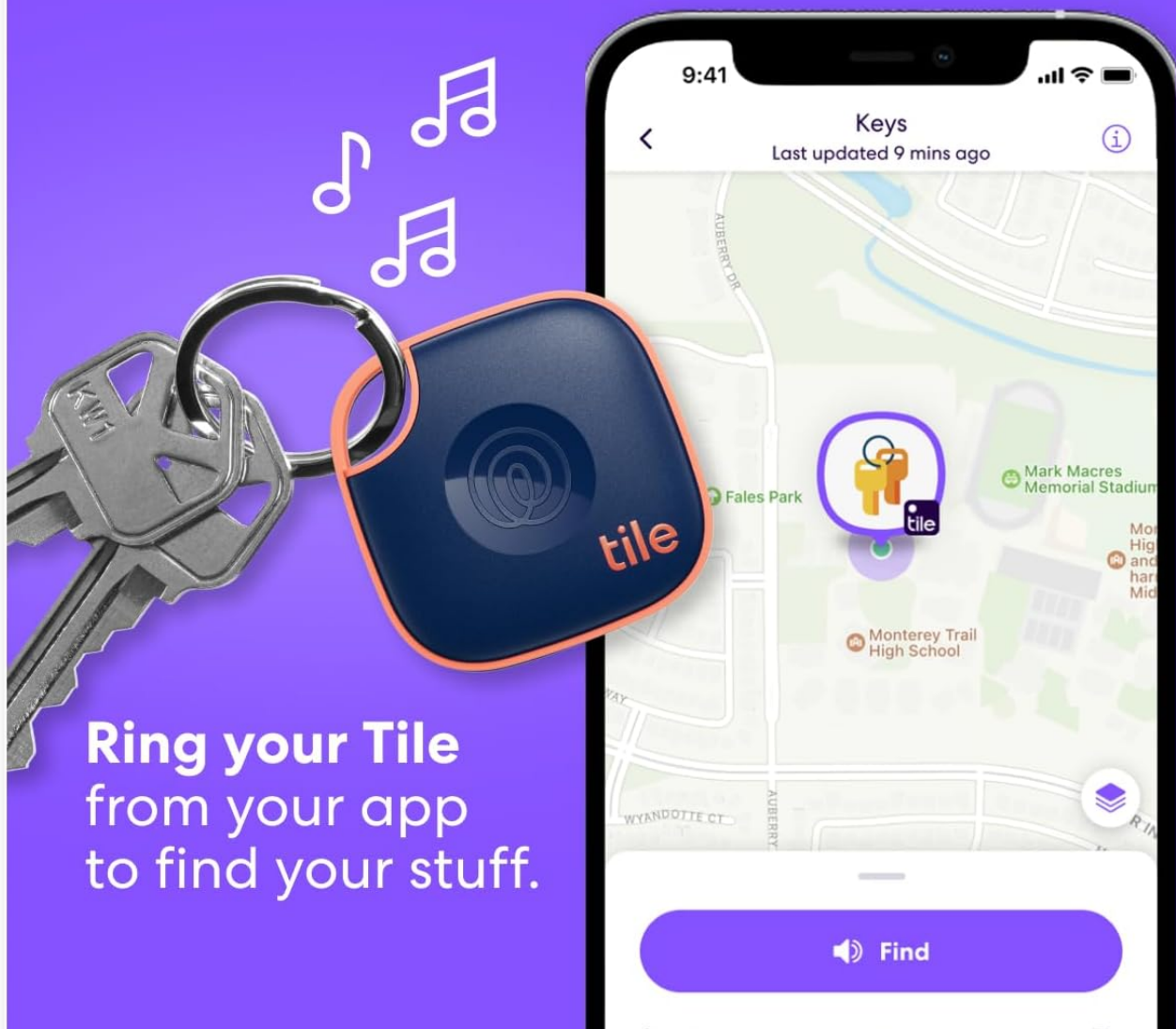


Image 3.1: Using the app to ring your Tile Mate.

3.2 Finding Your Phone

If you misplace your phone, you can use your Tile Mate to make it ring, even if it's on silent mode:

1. Double-press the button on your Tile Mate.
2. Your phone will ring loudly, allowing you to locate it.

RING IT.



**Press Tile to
ring your phone**

Image 3.2: Pressing Tile Mate to ring your phone.

3.3 SOS Feature

The Tile Mate includes an SOS feature for discreetly sending alerts in unsafe situations:

1. To use the SOS feature, you must have the Life360 app installed and registered.
2. Set up the SOS feature within the Life360 app to designate your emergency contacts (Life360 Circle members).
3. In an unsafe situation, discreetly press the Tile Mate button a specific number of times (as configured in the app) to send an SOS alert to your designated contacts.



STAY SAFE.

**Send a discreet SOS alert to friends
and family in unsafe situations.**

Image 3.3: Activating the SOS feature.

3.4 Life360 App Integration

The Tile Mate seamlessly integrates with the Life360 app, allowing you to:

- View the real-time location of your Tile-attached items on a map.
- See the last known location if an item is out of Bluetooth range.
- Share item locations with your Life360 Circle members.
- Receive alerts when your Tile enters or leaves designated safe zones.

TRACK IT.

Track your
things
with the free
Life360 app.

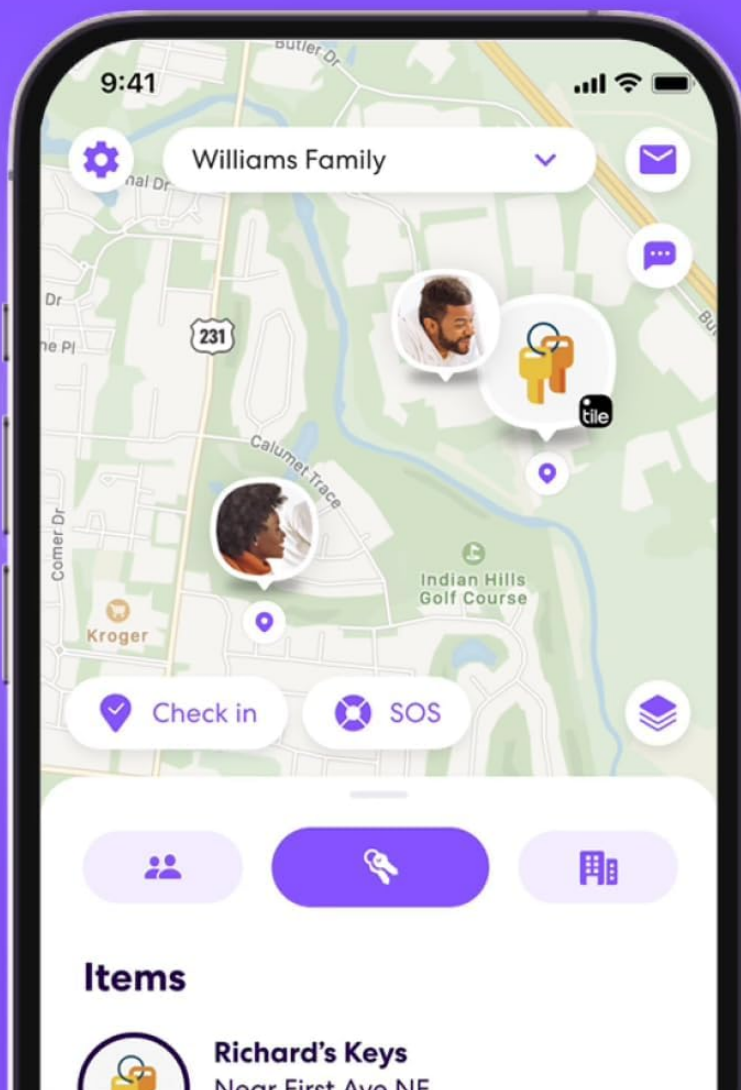


Image 3.4: Tracking items and family members within the Life360 app.

4. MAINTENANCE

4.1 Battery Information

The Tile Mate is powered by a non-replaceable lithium metal battery designed to last up to 3 years. Once the battery is depleted, the Tile Mate unit will need to be replaced.

4.2 Water Resistance

The Tile Mate is IP68 rated for water resistance, meaning it can withstand submersion in up to 1.5 meters of fresh water for up to 30 minutes. It is resistant to splashes, rain, and accidental submersion, but it is not recommended for prolonged underwater use.

4.3 Cleaning

To clean your Tile Mate, wipe it with a soft, dry, or slightly damp cloth. Avoid using harsh chemicals or abrasive materials, as these can damage the device.

5. TROUBLESHOOTING

- **Tile Mate not ringing:**
 - Ensure your phone's Bluetooth is enabled.
 - Check if the Tile Mate is within the 350-foot (105m) Bluetooth range of your phone.
 - Verify that the Life360 app is running in the background and has necessary permissions.
 - The battery might be depleted if the Tile Mate has been in use for an extended period (up to 3 years).
- **Phone not ringing when Tile Mate button is pressed:**
 - Ensure your phone's volume is not set to zero or mute.
 - Check that the Life360 app has permission to play sounds and send notifications.
 - Confirm the Tile Mate is properly paired with your phone.
- **Connectivity issues:**
 - Restart your phone's Bluetooth.
 - Close and reopen the Life360 app.
 - Ensure there are no significant obstructions (e.g., thick walls, large metal objects) between your phone and the Tile Mate that could interfere with the Bluetooth signal.

6. SPECIFICATIONS

Feature	Detail
Model Number	T1801A
Product Dimensions	1.49 x 1.49 x 0.28 inches (37.8 x 37.8 x 7.1 mm)
Item Weight	0.314 ounces (8.9 grams)
Battery	1 Lithium Metal battery (included, non-replaceable, up to 3-year life)
Connectivity	Bluetooth
Bluetooth Range	Up to 350 feet / 105 meters
Water Resistance	IP68 rated
Material	Plastic
Compatibility	iOS and Android devices

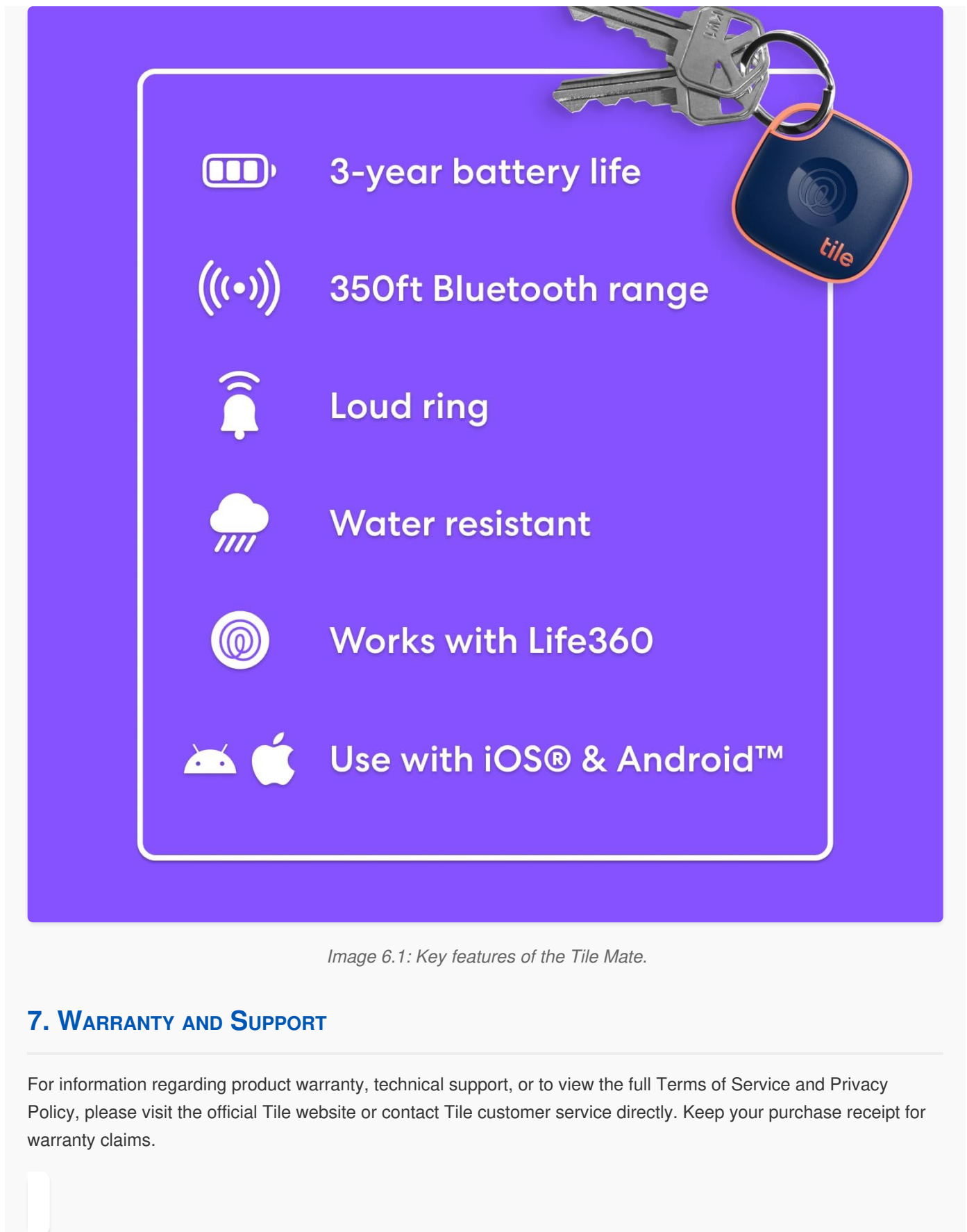



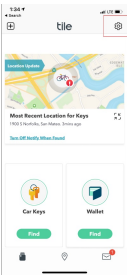

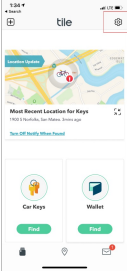


Image 6.1: Key features of the Tile Mate.

7. WARRANTY AND SUPPORT

For information regarding product warranty, technical support, or to view the full Terms of Service and Privacy Policy, please visit the official Tile website or contact Tile customer service directly. Keep your purchase receipt for warranty claims.

	<p>Tile Device User Guide: Warranty, Care, Safety, and Regulatory Information</p> <p>A comprehensive guide to Tile tracking devices, covering warranty details, usage and care instructions, environmental considerations, patent information, battery replacement, model specifications, and essential regulatory safety compliance for various regions including FCC, CE, and Taiwan.</p>
	<p>Tile Mate FAQ: Compatibility, Use Cases, Battery Life, Range, and Tracker Comparison</p> <p>Frequently asked questions about the Tile Mate Bluetooth tracker, covering device compatibility, best uses, battery lifespan, Bluetooth range, and how it compares to GPS trackers.</p>
	<p>Tile Pro Series Reviewer's Guide: Features, Setup, and Range Testing</p> <p>Explore the Tile Pro Series, including Tile Sport and Tile Style. This reviewer's guide covers how Tile works, setup instructions, reverse ring, proximity meter, product specifications, and Bluetooth range testing protocols.</p>
	<p>Tile Pro: Powerful Tracker for Your Things - User Guide & Warranty</p> <p>Comprehensive guide to the Tile Pro Bluetooth tracker, including setup, features, usage, care, warranty, and safety information. Learn how to track your keys, wallet, and other items with the Tile app and Tile Pro device.</p>
	<p>Tile Bluetooth Tracker: Warranty, Usage, and Safety Information</p> <p>Comprehensive guide to Tile Bluetooth trackers, covering warranty details, usage and care instructions, battery replacement, environmental considerations, and regulatory safety information for models like Mate, Sticker, Slim, Ultra, and Pro.</p>
	<p>Tile Bluetooth Tracker: User Guide, Warranty, and Compliance</p> <p>Comprehensive information on Tile Bluetooth trackers, including features, setup, battery replacement, warranty details, and regulatory compliance for models like T1401S.</p>