

Redmi

Redmi Smart TV X43 User Manual

Model: L43R7-7AIN

1. INTRODUCTION

Welcome to the user manual for your new Redmi Smart TV X43. This guide provides essential information to help you set up, operate, and maintain your television. Please read this manual thoroughly before using the product to ensure safe and correct operation.



Figure 1.1: Front view of the Redmi Smart TV X43.

2. WHAT'S IN THE BOX

Upon opening the package, please verify that all the following components are included:

- 1 x Redmi LED TV
- 2 x Table Stand Bases
- 1 x User Manual (this document)
- 1 x Remote Control
- 4 x Screws for stand assembly

Sleek Remote



Quick Wake

Turn on the TV
in less than 5s



Quick Mute

Double tap volume
down button to Mute



Quick Settings

Long press the PatchWall button
to enter quick settings menu



Figure 2.1: The sleek remote control for your Redmi Smart TV X43, featuring quick access buttons for popular streaming services and voice assistant.

3. SETUP GUIDE

Follow these steps for the initial setup of your Redmi Smart TV X43.

3.1. Assembling the Table Stand

1. Carefully place the TV screen-down on a soft, flat surface to prevent scratches.
2. Align each table stand base with the corresponding screw holes on the bottom of the TV.
3. Secure each stand using the provided screws. Ensure they are tightened firmly but do not overtighten.

4. Carefully lift the TV and place it on a stable, level surface.

3.2. Connecting Peripherals

The Redmi Smart TV X43 offers multiple connectivity options:

- **HDMI Ports:** Connect gaming consoles, set-top boxes, Blu-ray players. This model includes 3 HDMI ports, one of which supports eARC for enhanced audio return channel functionality.
- **USB Ports:** Connect hard drives and other USB devices. This TV has 2 USB ports.
- **Optical Port:** For digital audio output to soundbars or home theater systems.
- **Ethernet Port:** For a wired internet connection.
- **Wi-Fi:** Supports dual-band Wi-Fi for wireless internet connectivity.
- **Bluetooth 5.0:** For connecting wireless accessories like headphones or speakers.

4K HDR | Dolby Vision Vivid Picture Engine

Experience Life-like Display



Figure 3.1: Rear view illustrating the various connectivity ports available on the Redmi Smart TV X43.

4. OPERATING INSTRUCTIONS

This section details how to operate your Redmi Smart TV X43 and utilize its smart features.

4.1. Power On/Off and Basic Controls

- **Power:** Press the power button on the remote control to turn the TV on or off. The TV features 'Quick Wake' to turn on in less than 5 seconds.
- **Volume:** Use the volume up/down buttons. Double-tap the volume down button for 'Quick Mute'.
- **Quick Settings:** Long press the PatchWall button on the remote to access the quick settings menu.

4.2. Display Features

Experience stunning visuals with the TV's advanced display technologies:

- **4K LED Panel:** Delivers crisp, clear images with a resolution of 3840 x 2160 pixels.
- **Dolby Vision, HDR10, HLG:** Support for multiple High Dynamic Range formats ensures vibrant colors and enhanced contrast.
- **Reality Flow & Vivid Picture Engine:** These technologies optimize picture quality for a life-like display and more accurate colors.
- **MEMC:** Motion Estimation, Motion Compensation technology reduces motion blur for smoother fast-paced scenes.

4K HDR | Dolby Vision Vivid Picture Engine

Experience Life-like Display



Figure 4.1: Visual representation of the 4K HDR and Dolby Vision capabilities, enhancing picture quality.

4.3. Audio Features

Immerse yourself in rich, clear sound:

- **30 Watts Output:** Powerful audio output for a robust sound experience.
- **Dolby Audio & DTS Virtual: X:** Provides immersive surround sound.
- **Dolby Atmos pass through eARC & DTS-HD:** Ensures high-quality audio passthrough to compatible sound systems.



30W Speakers with Dolby Audio



Figure 4.2: Illustration of the 30W speakers and Dolby Audio technology for enhanced sound.

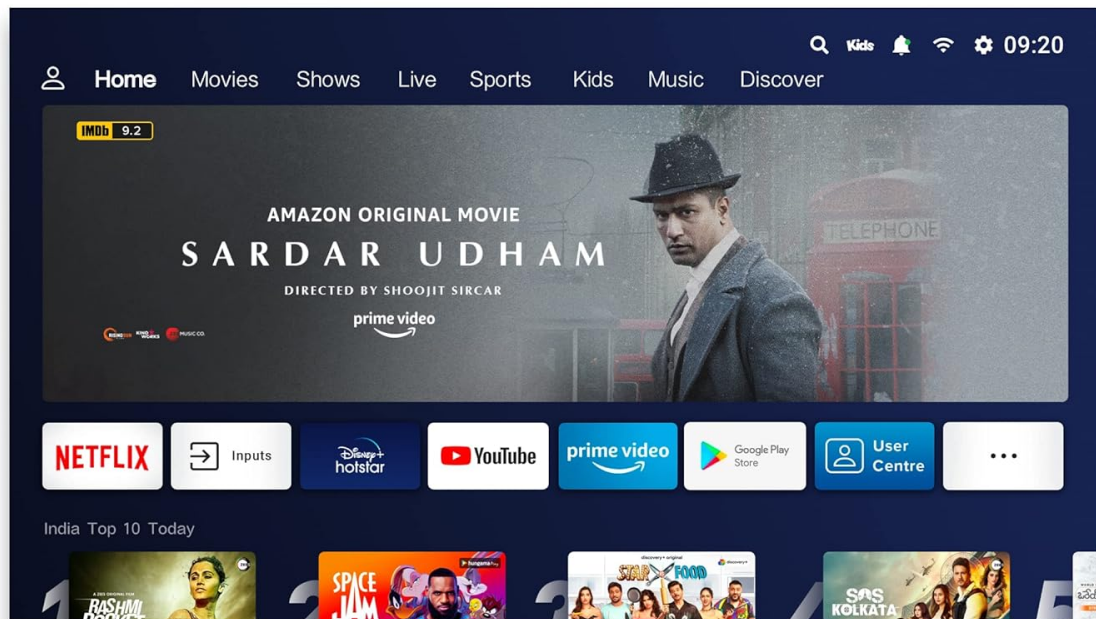
4.4. Smart TV Functionality

Your Redmi Smart TV X43 runs on Android TV 10 and features PatchWall 4, offering a seamless smart experience:

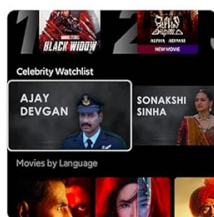
- **Android TV 10:** Access a vast ecosystem of apps and services.
- **PatchWall 4 with IMDb Integration:** A content-first interface that integrates IMDb ratings, universal search, and smart recommendations.
- **Built-in Wi-Fi & Chromecast:** Easily connect to your home network and cast content from your mobile devices.

- **Ok Google:** Use voice commands to search for content, control smart home devices, and more.
- **Supported Apps:** Pre-installed and downloadable apps include Prime Video, Netflix, Disney+ Hotstar, YouTube, Apple TV, and over 5000+ apps from the Play Store.
- **Quad Core Processor & 2GB RAM + 16GB Storage:** Ensures smooth performance and ample space for apps.
- **Miracast:** Wirelessly mirror your device's screen to the TV.
- **Auto Low Latency Mode (ALLM):** Ideal for gaming, reducing input lag.

PatchWall 4 with IMDb



Top Features



Smart Recommendations



Universal Search



75+ Free Live Channels



Kids Mode

Figure 4.3: Screenshot of the PatchWall 4 interface, highlighting IMDb integration and various content categories.

5. SPECIFICATIONS

Detailed technical specifications for the Redmi Smart TV X43 (Model L43R7-7AIN):

Feature	Specification
Brand	Redmi
Model Name	Redmi Smart TV X43

Feature	Specification
Model Number	L43R7-7AIN
Screen Size	43 Inches (108 cm)
Resolution	4K Ultra HD (3840 x 2160)
Refresh Rate	60 Hertz
Viewing Angle	178 Degrees
Operating System	Android TV 10
RAM	2 GB
Storage	16 GB
Audio Output	30 Watts
HDMI Ports	3 (with 1 eARC)
USB Ports	2
Wireless Connectivity	Dual-band Wi-Fi, Bluetooth 5.0
Product Dimensions (LxWxH)	96.7 x 21.5 x 61.3 cm (with stand)
Item Weight	7.1 kg (without base), 7.5 kg (with base)

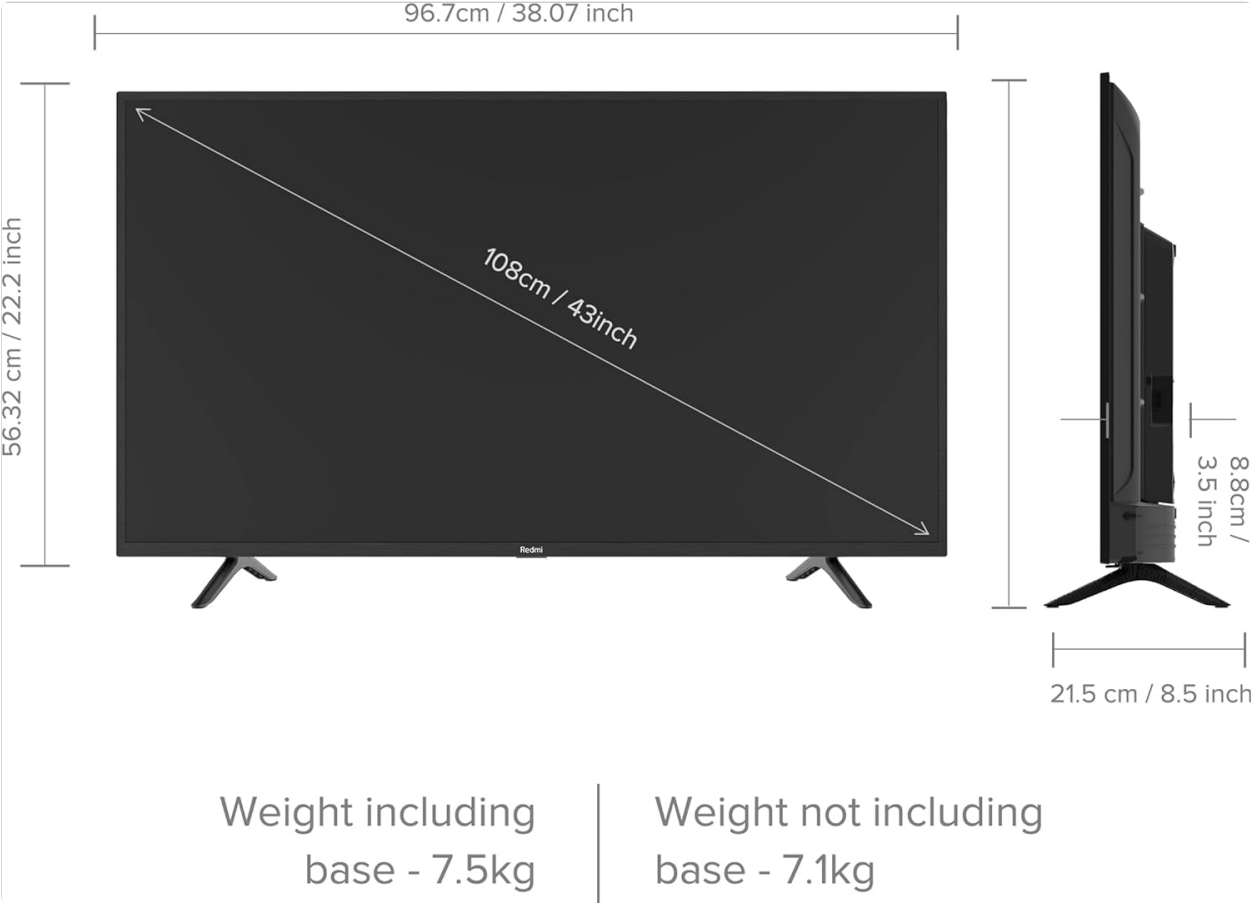


Figure 5.1: Detailed dimensions and weight specifications of the Redmi Smart TV X43.

6. TROUBLESHOOTING

This section provides solutions to common issues you might encounter with your Redmi Smart TV X43.

6.1. No Power

- Ensure the power cord is securely plugged into both the TV and a working power outlet.
- Check if the power outlet is functioning by plugging in another device.
- Press the power button on the TV itself, not just the remote, to rule out remote issues.

6.2. No Picture/Sound

- Verify that the correct input source is selected (e.g., HDMI 1, AV).
- Check all cable connections between the TV and external devices (set-top box, Blu-ray player).
- Ensure the volume is not muted or set to a very low level.
- If using external speakers, ensure they are properly connected and powered on.

6.3. Wi-Fi Connectivity Issues

- Restart your Wi-Fi router and the TV.
- Ensure the TV is within range of your Wi-Fi router.
- Check your Wi-Fi password and ensure it is entered correctly on the TV.
- If the issue persists, try connecting via an Ethernet cable to rule out wireless problems.

7. MAINTENANCE

Proper maintenance will extend the life of your Redmi Smart TV X43.

- **Cleaning the Screen:** Use a soft, lint-free cloth specifically designed for electronics. Do not use harsh chemicals or abrasive materials.
- **Cleaning the Body:** Wipe the TV body with a soft, dry cloth.
- **Ventilation:** Ensure the ventilation openings on the back of the TV are not blocked to prevent overheating.
- **Power Off When Not in Use:** For extended periods of inactivity, unplug the TV from the power outlet.

8. WARRANTY AND SUPPORT

Your Redmi Smart TV X43 comes with a comprehensive warranty and dedicated support.

- **Warranty Information:** The product includes a 1-year comprehensive warranty on the product itself and an additional 1-year warranty on the panel, provided by the brand from the date of purchase.
- **Extended Warranty:** Consider purchasing an extended warranty for continued peace of mind.



MI EXTENDED WARRANTY



Keep your
Xiaomi products as good
as new with the
Mi Extended Warranty

Here are some Key Benefits



Zero
Documentation



Genuine
Spare Parts



Cashless
Repairs



Authorised
Service Centres



On-site
Support

Figure 8.1: Key benefits of the Mi Extended Warranty, including zero documentation, genuine spare parts, cashless repairs, authorized service centers, and on-site support.

8.1. Official Product Videos

For visual guides and further information, please refer to the official product videos below:

Your browser does not support the video tag.






Video 8.1: An overview of the Redmi 108 cm (43 inches) 4K Ultra HD Android Smart LED TV X43 | L43R7-7AIN (Black) (2022 Model), highlighting its key features and design.

Your browser does not support the video tag.

Video 8.2: A concise product video showcasing the Redmi 4K TV's visual and smart capabilities.

For further assistance or to schedule installation, please refer to the contact information provided with your purchase or visit the official Redmi support website.

Related Documents -

	<p>Redmi Note 8 (2021) Краткое руководство пользователя</p> <p>Краткое руководство пользователя для смартфона Redmi Note 8 (2021) от Xiaomi. Информация о настройке, MIUI, SIM-картах, безопасности и соответствии нормам.</p>
	<p>Redmi Note 9S User Guide: Setup, Features, and Safety Information</p> <p>Comprehensive user guide for the Redmi Note 9S smartphone by Xiaomi, detailing setup, MIUI, dual SIM, safety, regulations, and specifications. Available in multiple languages.</p>
	<p>Redmi Note 9 Pro User Guide</p> <p>Comprehensive user guide for the Xiaomi Redmi Note 9 Pro smartphone, covering setup, features, safety information, and regulatory compliance. Includes details on MIUI, SIM card usage, and RF exposure.</p>
	<p>Redmi Note 10S Quick Start Guide</p> <p>A concise guide to help users quickly start using their Redmi Note 10S smartphone, covering setup, MIUI features, SIM card usage, safety precautions, and regulatory information.</p>
	<p>Руководство пользователя Redmi Note 9T: Настройка, безопасность и характеристики</p> <p>Полное руководство пользователя для смартфона Redmi Note 9T, охватывающее настройку, MIUI, использование SIM-карты, меры предосторожности, нормативные акты ЕС и FCC, информацию SAR и технические характеристики.</p>

[Redmi Note 9 Pro User Guide - Xiaomi](#)

User guide for the Redmi Note 9 Pro smartphone by Xiaomi, covering setup, MIUI, SIM card usage, safety precautions, EU regulations, RF exposure information, frequency bands, and FCC compliance.