

[Manuals.plus](#) /

> [Sony](#) /

> Sony BRAVIA XR X90K Series 55 Inch 4K Ultra HD Smart Google TV Instruction Manual

## Sony XR55X90K

# Sony BRAVIA XR X90K Series 55 Inch 4K Ultra HD Smart Google TV Instruction Manual

Model: XR55X90K

## 1. INTRODUCTION

Welcome to the instruction manual for your Sony BRAVIA XR X90K Series 55 Inch 4K Ultra HD Smart Google TV. This television is designed to bring movies and games to life with immersive detail and contrast, powered by the intelligent Cognitive Processor XR. Experience billions of accurate colors with XR Triluminos Pro and enhanced dynamic range with XR Contrast Booster 10. This manual provides essential information for setup, operation, and understanding the advanced features of your new television.

## 2. WHAT'S IN THE BOX

Upon unboxing your Sony BRAVIA XR X90K TV, please ensure all the following components are present:

- Sony BRAVIA XR X90K 55 Inch 4K Ultra HD TV
- Power Cable
- Remote Control
- TV Stand
- Batteries (2 AAA batteries required for remote)
- Operating Instructions
- Quick Setup Guide
- Support Belt

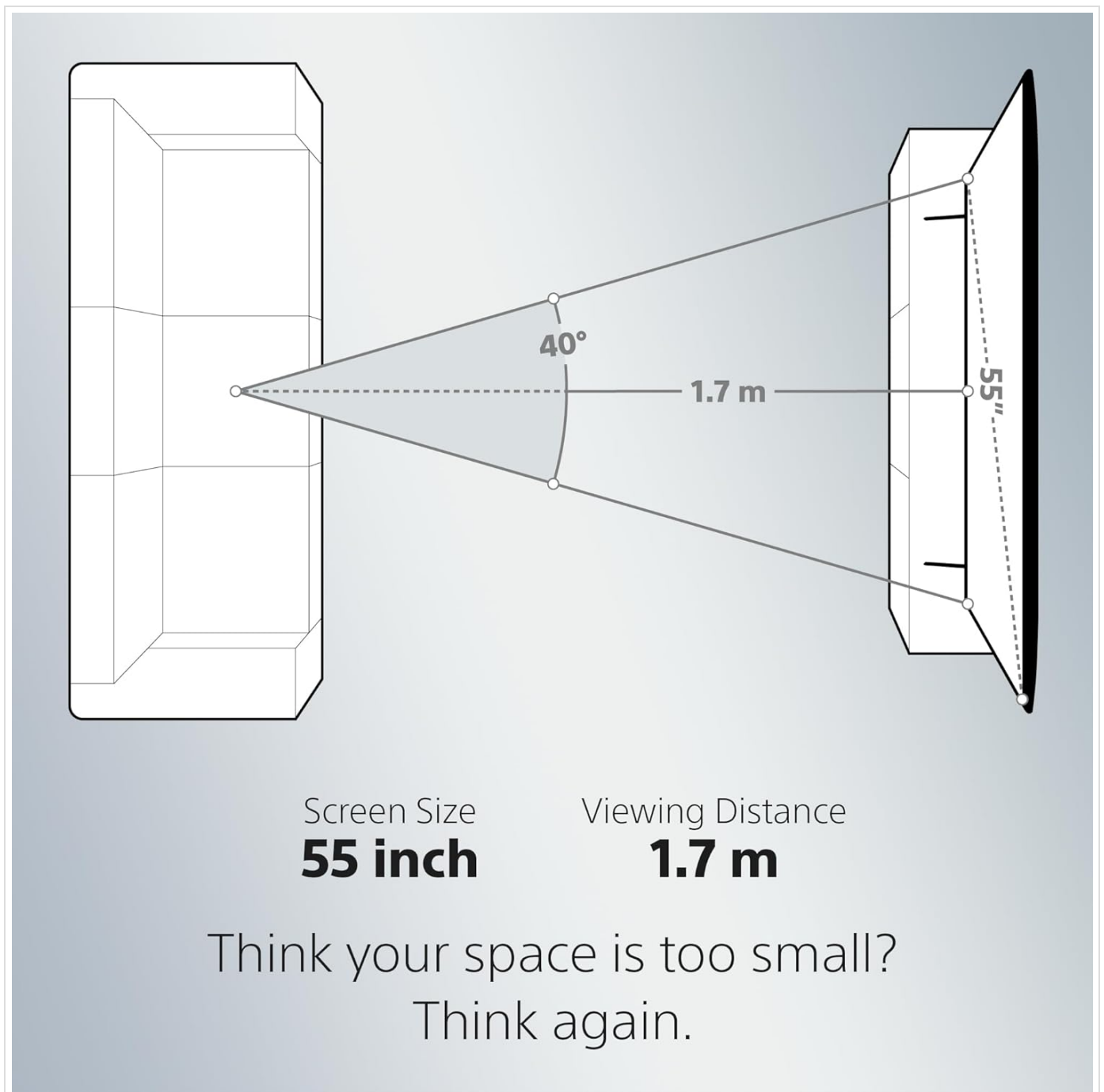


Image: The Sony BRAVIA XR X90K television shown with its table-top stand, AC power cord, Slim Voice Remote, batteries, operating instructions, quick setup guide, and support belt. Key dimensions are also displayed.


## 3. SETUP

### 3.1 Physical Setup (Stand or Wall Mount)

Your Sony BRAVIA XR X90K TV can be set up using the included table-top stand or mounted on a wall. The TV supports a VESA mount standard of 300 x 300 mm.

# X90K

# 55"



### What's in the box?

- Table-top stand
- AC power cord
- Slim Voice Remote
- Batteries
- Operating instructions
- Quick Setup Guide
- Support Belt

Image: A side view of the Sony BRAVIA XR X90K TV resting on its table-top stand, highlighting its slim profile.

## 3.2 Connections

Connect your devices to the TV using the various ports available on the rear panel. The TV features 4 HDMI ports (including HDMI 2.1 features like 4K/120, VRR, ALLM), 2 USB ports (1 USB 2.0, 1 USB 3.0), Ethernet, Composite Video, and Bluetooth 5 connectivity.




Image: A close-up of the rear panel of the Sony BRAVIA XR X90K TV, detailing the layout of USB, Digital Audio Out (Optical), Video In, HDMI In (including eARC/ARC and 4K 120Hz ports), LAN, Remote, and Cable/Antenna inputs.

### 3.3 Initial Power On & Google TV Setup

After connecting the power cable, press the power button on the remote control. Follow the on-screen instructions to complete the initial setup, including connecting to your Wi-Fi network and logging into your Google account to access Google TV features.


## 4. OPERATING THE TV

### 4.1 Remote Control Functions

The included Slim Voice Remote provides intuitive control over your TV. It features dedicated buttons for popular streaming services like Netflix and Google Play, as well as a built-in microphone for voice commands.



Standard Position



Soundbar Position

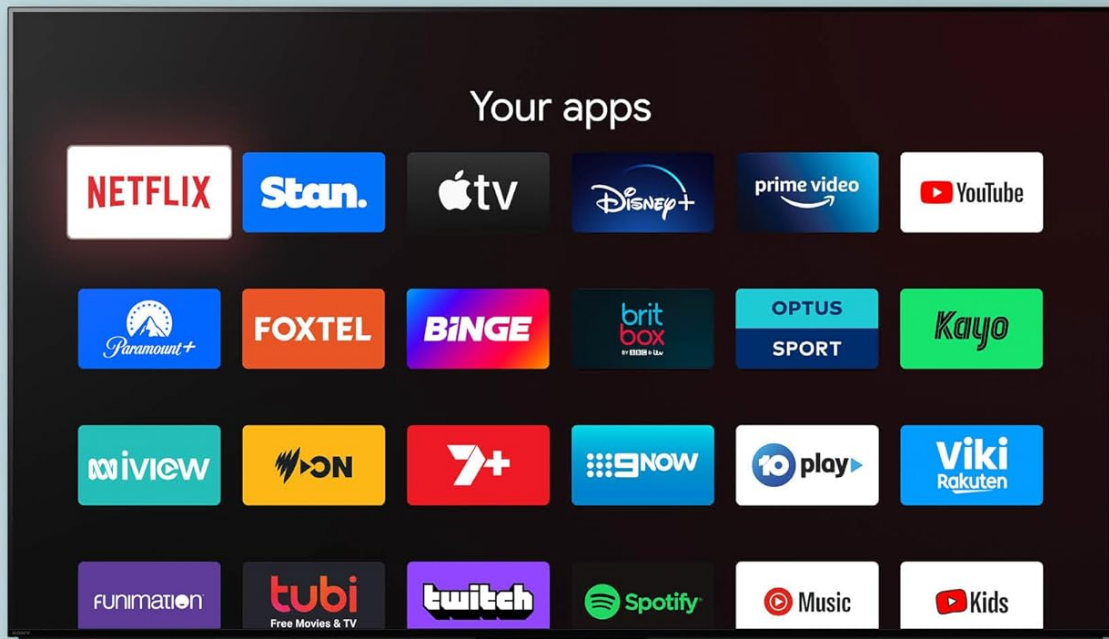
Image: The Sony Slim Voice Remote Control, highlighting its Google Assistant button for voice commands and dedicated buttons for streaming services.

## 4.2 Smart TV Features (Google TV, Apps, Voice Control)

Your Sony BRAVIA XR X90K TV runs on Google TV, organizing your favorite content from various streaming services in one place. Use the remote's voice control feature to search for content, control playback, and manage your TV settings.



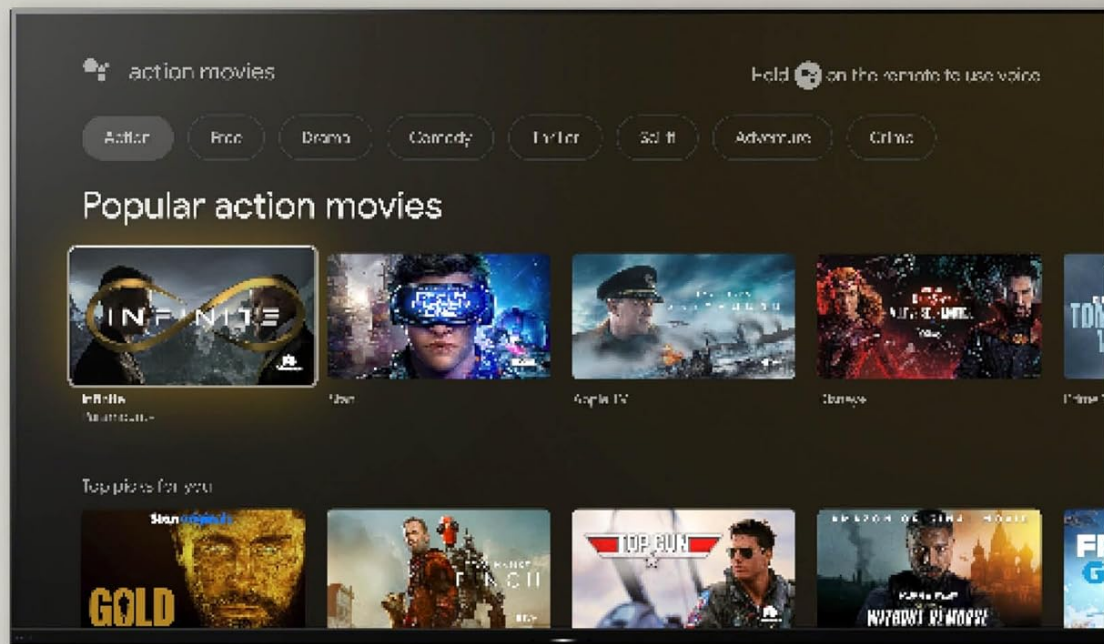
Image: The Google TV home screen on the Sony BRAVIA XR X90K, displaying a selection of streaming applications and personalized content recommendations.



BRAVIA |  Google TV

Stream your favourite content from  
your favourite apps, all in one place

Image: The 'Your apps' section of the Google TV interface, showing a comprehensive grid of installed streaming and entertainment applications.



**BRAVIA**



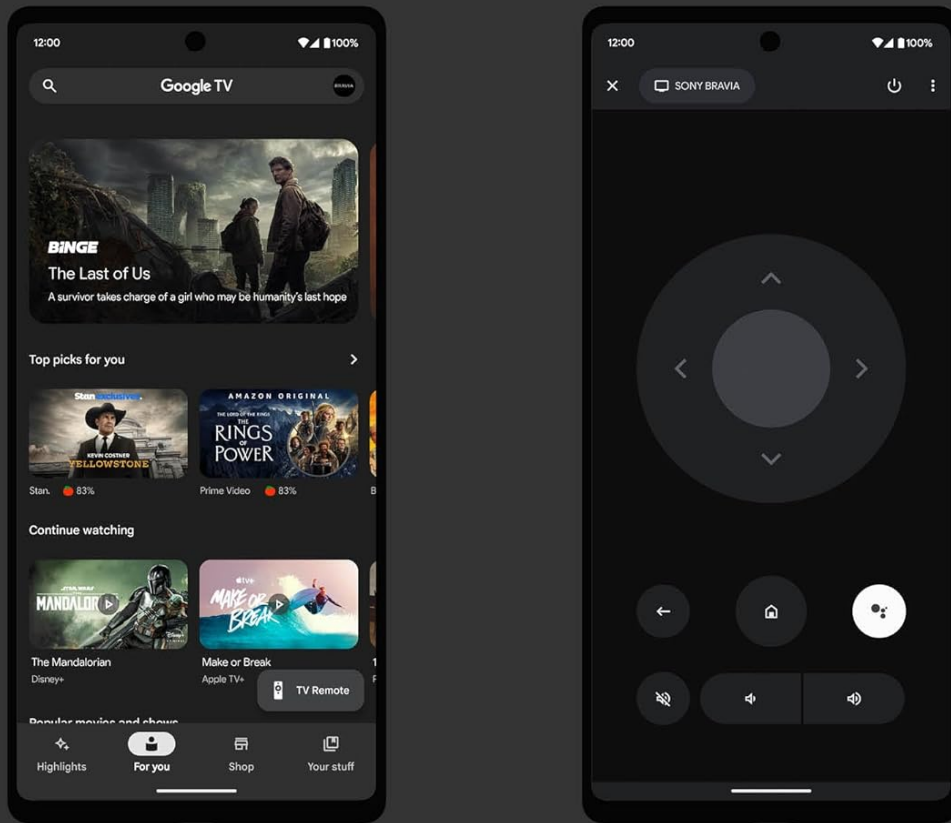
**Google TV**

Watch what you love,  
control it with your voice

Image: The Google TV interface with a voice search prompt, demonstrating the voice control capability for finding content.

### 4.3 Casting from Mobile Devices

The TV supports AirPlay 2, allowing you to stream content directly from your Apple devices. Additionally, Chromecast is built-in for casting from compatible Android devices and apps.



**BRAVIA** |  **Google TV**

Google TV and a virtual remote  
in the palm or your hand

Image: The Google TV interface displayed on the television, alongside a mobile phone screen showing a virtual remote control, illustrating mobile device integration.

## 5. PICTURE QUALITY FEATURES

### 5.1 Cognitive Processor XR


The Cognitive Processor XR understands how humans see and hear, delivering intense contrast with deep blacks, high peak brightness, and natural colors. It cross-analyzes hundreds of thousands of individual on-screen elements to optimize the visual experience.



Image: A detailed view of the Sony XR Cognitive Processor chip, emphasizing its role in powering the BRAVIA XR Full Array LED display.

## 5.2 Full Array LED & XR Contrast Booster 10

Precisely controlled Full Array LED backlighting delivers deep blacks and high peak brightness. XR Contrast Booster 10 further enhances the dynamic range, bringing out real-life depth and detail in every scene.



Acoustic  
Multi-Audio

Dolby  
ATMOS

Cinematic sound from the screen,  
pictures and sound in harmony

Image: A split image demonstrating the effect of Full Array LED and XR Contrast Booster 10, showing enhanced contrast with lifelike depth, deep blacks, and extra brightness in a scene with hot air balloons.

### 5.3 XR Triluminos Pro

Rediscover everything you watch with billions of accurate colors. XR Triluminos Pro reproduces each shade with the subtle differences of the real world, resulting in impressive, natural, and beautiful picture quality.

# Perfect for PlayStation®5



PS5

## Pair your BRAVIA XR with a PlayStation®5 console to get a fantastic gaming experience

©2023 Sony Interactive Entertainment Inc. Developed by Polyphony Digital Inc. "Polyphony Digital logo", "Gran Turismo" and "GT" are registered trademarks of Sony Interactive Entertainment Inc. Manufacturers, cars, names, brands and associated imagery featured in this game in some cases include trademarks and/or copyrighted materials of their respective owners. Any depiction or recreation of real-world locations, entities, businesses or organizations is not intended to be or imply any sponsorship or endorsement of this game by such party or parties. All rights reserved. PS5™ system sold separately. "PlayStation Family Mark", "PlayStation", "PS5 logo" and "PS5" are registered trademarks or trademarks of Sony Interactive Entertainment Inc.

Image: A colorful fruit platter, half in muted tones and half in vibrant, rich colors, demonstrating the wide color spectrum and real-world shades and hues achieved by XR Triluminos Pro.

### 5.4 XR Motion Clarity

Enjoy fast-moving, blur-free scenes with XR Motion Clarity. This intelligent motion processing technology ensures picture quality remains smooth, bright, and clear, even during intense action sequences.



**BRAVIA  
CORE**



**PURESTREAM**

**IMAX  
ENHANCED**

**5** Movies  
to redeem\*

**12** Months  
unlimited streaming\*

Bring the cinematic experience home,  
enjoy movies included with BRAVIA

Purchase an eligible TV and register for BRAVIA CORE™ by February 23, 2026 to be eligible for promotion offers. Available movies subject to change. Terms and conditions apply, for more details see <https://www.sony.net/bravia-core>. © 2023 Layout and Design Sony Pictures Home Entertainment Inc. All Rights Reserved. © 2023 Columbia Pictures Industries, Inc. | MARVEL and all related character names: © & ™ 2023 MARVEL

Image: A surfer riding a wave, with one side of the image showing motion blur and the other side showing clear, sharp motion, illustrating the effectiveness of XR Motion Clarity.

## 5.5 HDR Support

The X90K supports multiple HDR formats, including Dolby Vision, IMAX Enhanced, and Netflix Adaptive Calibrated Mode, ensuring an enhanced and engaging cinematic experience as intended by the creator. It also includes the BRAVIA CORE app for streaming high-quality 4K UHD movies.



Image: The BRAVIA CORE app interface displayed on the TV, featuring the movie 'Spider-Man: No Way Home' and highlighting the benefits of Pure Stream and IMAX Enhanced content.

## 6. AUDIO FEATURES

### 6.1 Acoustic Multi-Audio

Experience cinematic sound directly from the screen with Acoustic Multi-Audio. This technology ensures that sound matches the picture precisely, creating a harmonious and immersive audio-visual experience.

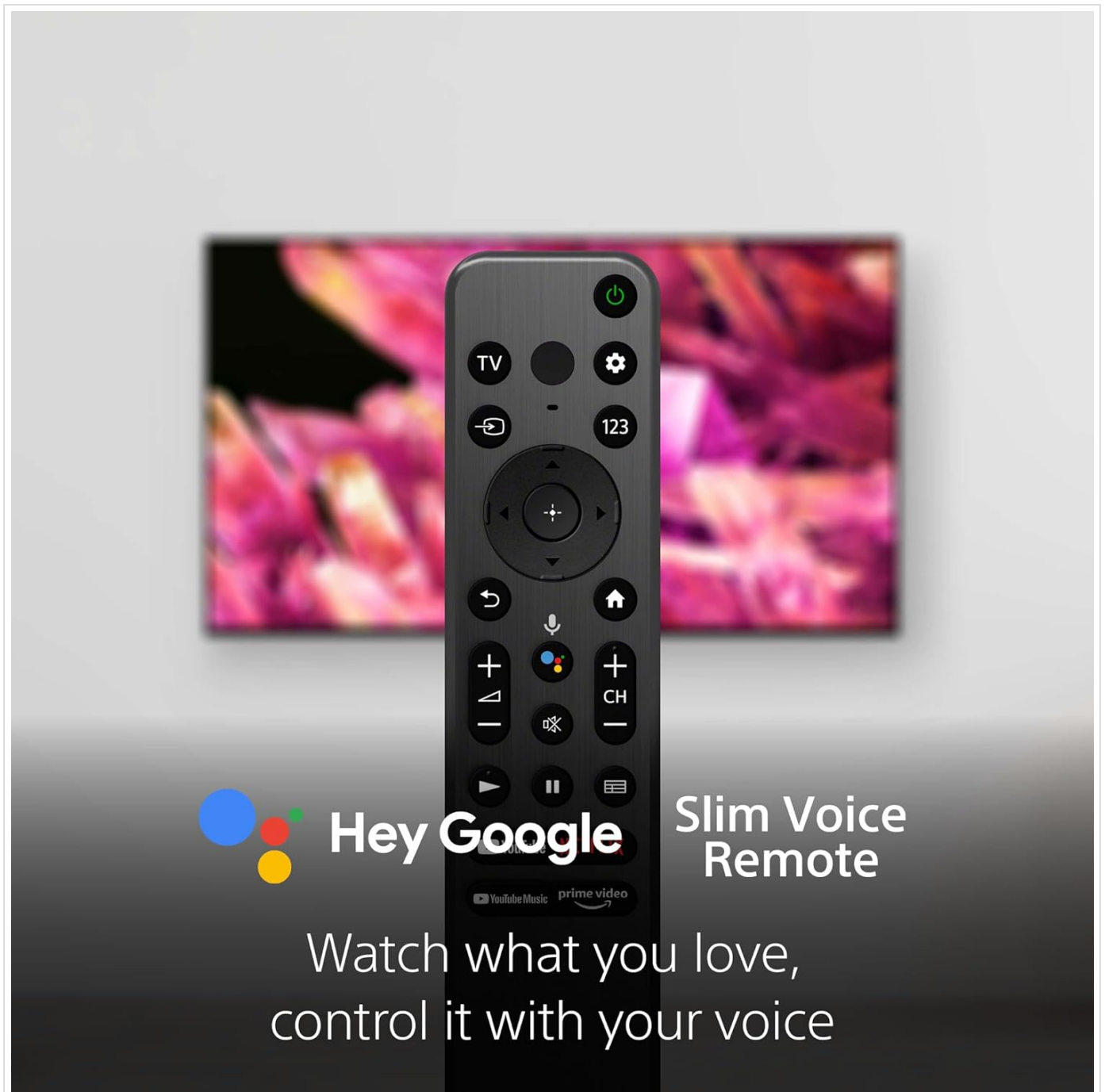


Image: A violinist playing, with sound waves emanating from the TV screen, illustrating the Acoustic Multi-Audio feature and Dolby Atmos support for cinematic sound.

## 6.2 3D Surround Upscaling & Dolby Atmos

The X90K supports DTS Digital Surround and Dolby Atmos, providing integrated surround sound. All your entertainment is upscaled to 3D surround sound, delivering a rich and enveloping audio experience without the need for additional in-ceiling or up-firing speakers.

## 7. GAMING FEATURES

The Sony BRAVIA XR X90K is designed to enhance your gaming experience, especially for PlayStation 5 users.



Image: A PlayStation 5 console positioned next to a Sony BRAVIA XR X90K TV displaying a vibrant game scene, emphasizing its perfect compatibility for PlayStation 5.

## 7.1 HDMI 2.1 Features

Gain an advantage in high-performance gaming with HDMI 2.1 features such as 4K/120Hz, Variable Refresh Rate (VRR), and Auto Low Latency Mode (ALLM). These features ensure smooth, responsive, and tear-free gameplay.

## 7.2 Perfect for PlayStation 5

The X90K offers exclusive features for the PlayStation 5, including Auto HDR Tone Mapping and Auto Genre Picture Switch. Input lag is as low as 8.5ms, providing a highly responsive gaming experience.

## 8. SPECIFICATIONS

Feature	Detail
---------	--------

Screen Size	55 Inches
Model Name	XR55X90K
Brand	Sony
Display Technology	LED (Full Array LED)
Resolution	4K
Refresh Rate	120 Hz
Operating System	Android, Google TV
Connectivity Technology	Bluetooth 5, Wi-Fi, Ethernet
HDMI Ports	4 (with HDMI 2.1 features)
USB Ports	2 (1 USB 2.0, 1 USB 3.0)
HDR Format Supported	Dolby Vision
Audio Output Mode	Surround (DTS Digital Surround, Dolby Atmos)
Dimensions (D x W x H)	13.13"D x 48.63"W x 29.25"H
Item Weight	40.8 Pounds
VESA Mount Standard	300 x 300 mm

## 9. MAINTENANCE

---

### 9.1 Cleaning the Screen

To clean the screen, gently wipe it with a soft, dry microfiber cloth. For stubborn smudges, lightly dampen the cloth with water or a screen-cleaning solution specifically designed for electronics. Avoid using harsh chemicals, abrasive materials, or excessive pressure.

### 9.2 Cleaning the TV Body

Wipe the TV body with a soft, dry cloth. Do not use any liquid cleaners directly on the TV body.

### 9.3 Software Updates

Ensure your TV's software is up to date for optimal performance and access to the latest features. The TV will typically prompt you for automatic updates when connected to the internet. You can also manually check for updates in the TV's settings menu.

## 10. TROUBLESHOOTING

---

If you encounter any issues with your Sony BRAVIA XR X90K TV, please refer to the following common troubleshooting steps:

- **No Power:** Ensure the power cable is securely connected to both the TV and a working electrical outlet. Try a different outlet.
- **No Picture/Sound:** Check all cable connections (HDMI, audio) to external devices. Ensure the correct input source is selected on the TV.
- **Remote Not Working:** Replace the batteries in the remote control. Ensure there are no obstructions between the remote and the TV's IR sensor.

- **Internet Connectivity Issues:** Check your Wi-Fi router and internet connection. Restart the TV and your router. Ensure the TV is within range of your Wi-Fi signal.
- **Picture Quality Issues:** Adjust picture settings (brightness, contrast, color) in the TV's menu. Ensure the content source is high-quality.
- **Smart TV App Issues:** Try restarting the app or clearing its cache in the TV's settings. Ensure the TV's software is up to date.

For more detailed troubleshooting or persistent issues, please consult the full operating instructions or contact Sony customer support.

## 11. WARRANTY & SUPPORT

---

Your Sony BRAVIA XR X90K TV comes with a **1-year manufacturer's limited warranty**. For warranty claims, technical support, or additional assistance, please visit the official Sony support website or contact their customer service. Keep your proof of purchase for warranty validation.

## 12. OFFICIAL PRODUCT VIDEO

---

Watch this official video from Sony Electronics to learn more about the top features of the BRAVIA XR X90K TV.

Your browser does not support the video tag.

Video: An official overview of the Sony BRAVIA XR X90K TV, detailing its key features and technologies for an enhanced viewing experience.