



Manuals.plus /

› K18 /

› K18 Leave-In Repair Hair Mask Instruction Manual

K18 Leave-In Repair Hair Mask (50ml & 15ml)

K18 Leave-In Repair Hair Mask Instruction Manual

Brand: K18 | Model: Leave-In Repair Hair Mask (50ml & 15ml)

PRODUCT OVERVIEW

The K18 Leave-In Repair Hair Mask is a patented molecular breakthrough designed to clinically reverse hair damage caused by bleach, color, chemical services, and heat. This treatment works in just 4 minutes to restore strength, softness, smoothness, and bounce, leaving hair feeling like new. This bundle includes both 50ml and 15ml sizes for comprehensive hair care.



Image: K18 Leave-In Repair Hair Mask in 50ml and 15ml bottles, showcasing the product packaging.

KEY FEATURES AND BENEFITS

- **K18Peptide™ Technology:** Utilizes a patented molecular breakthrough clinically proven to reverse hair damage.
- **Damage Reversal:** Effectively repairs hair damaged from bleach, color treatments, chemical services, and heat styling.
- **Rapid Action:** Delivers noticeable results in just 4 minutes.
- **Restorative Properties:** Renews hair strength, softness, smoothness, and bounce.

biotech-powered K18PEPTIDE™
restores damaged hair up to
82% virgin strength & elasticity*



after bleach



after bleach + K18

*results observed in a clinical study on 8x bleached hair after 2 uses

Image: Visual comparison of hair strands before and after K18 treatment, highlighting improved strength and elasticity.



PREPARATION AND SETUP

Before applying the K18 Leave-In Repair Hair Mask, ensure your hair is properly prepared. This involves shampooing your hair thoroughly and then towel-drying it until it is damp, not dripping wet. It is crucial to skip the conditioner during this step to allow the mask to penetrate effectively.

OPERATING INSTRUCTIONS

Follow these steps for optimal results:

1. **Step 1: Shampoo Hair.** Wash your hair with shampoo as usual.
2. **Step 2: Skip Conditioner.** Do NOT use conditioner after shampooing.
3. **Step 3: Towel Dry.** Thoroughly towel dry your hair until it is damp.
4. **Step 4: Apply Mask.** Begin with 1-3 pumps of the K18 mask, depending on your hair length, thickness, and condition. Apply evenly throughout your hair, from roots to ends.
5. **Step 5: Wait 4 Minutes.** Allow the mask to work for 4 minutes. Do NOT rinse it out.
6. **Step 6: Style as Usual.** After 4 minutes, you can comb your hair and apply any additional styling products as desired.

	fine/thin	medium	thick/coarse
 short (chin-length or shorter)	1 +/- pump	1-2 pumps	2 pumps
 medium (shoulder length)	1-2 pumps	2 pumps	2-3 pumps
 long (mid-back length)	2 pumps	3 pumps	4+ pumps

1 pump = 1ml = 1 dime-size

Image: K18 dosage chart, illustrating recommended pump amounts (1 pump = 1ml = 1 dime-size) for different hair lengths (short, medium, long) and thicknesses (fine/thin, medium, thick/coarse).

MAINTENANCE AND STORAGE

To maintain the efficacy and integrity of your K18 Leave-In Repair Hair Mask, store it at ambient temperature. Avoid extreme heat or cold. Keep out of direct sunlight and out of reach of children. For external use only. Avoid contact with eyes.

TROUBLESHOOTING


If you are not achieving desired results, consider the following:

- **Insufficient Application:** Ensure you are using enough product for your hair type and length as per the dosage chart.
- **Conditioner Use:** Confirm that you are skipping conditioner entirely before applying the mask. Conditioner can create a barrier that prevents the K18Peptide™ from fully penetrating the hair.
- **Hair Dampness:** Make sure your hair is towel-dried to the correct dampness. Excess water can dilute the product, while overly dry hair may not absorb it as effectively.
- **Processing Time:** Allow the full 4 minutes for the product to work before applying other styling products or heat.

Observe the transformative effects of K18 on various hair types and damage levels:

after

K18 treatment



before



Image: Before and after K18 treatment on curly hair, demonstrating enhanced curl definition and reduced frizz.

after

K18 treatment



before



Image: Before and after K18 treatment on wavy hair, illustrating a smoother texture and better manageability.

after

K18 with
balayage



before



Image: Before and after K18 treatment on balayage-colored hair, demonstrating restored health and shine.

after

K18 with
straightener



before



Image: Before and after K18 treatment on hair styled with a straightener, showing reduced heat damage and improved texture.

SPECIFICATIONS

Attribute	Detail
Brand	K18
Product Name	Leave-In Repair Hair Mask
Sizes Included	1 x 50ml (1.7 fl oz liq), 1 x 15ml (0.5 fl oz liq)
ASIN	B09R92VR8K
Key Ingredient	K18Peptide™
Application Time	4 minutes (leave-in)

WARRANTY AND SUPPORT

For product support, inquiries, or concerns, please contact K18 customer service through their official website or the retailer from whom the product was purchased. Please retain your proof of purchase for any warranty claims

or returns. Specific warranty details may vary by region and retailer.