

Manuals+

[Q & A](#) | [Deep Search](#) | [Upload](#)

[manuals.plus](#) /

› [GUESS](#) /

› [GUESS Women's Multi-Function Silver Tone Case Silver Tone Stainless Steel Bracelet Watch \(Model: GW0410L1\) - Instruction Manual](#)

GUESS GW0410L1

GUESS Women's Multi-Function Watch Instruction Manual

Model: GW0410L1

INTRODUCTION

This manual provides detailed instructions for the operation, maintenance, and care of your GUESS Women's Multi-Function Silver Tone Watch, Model GW0410L1. Please read this manual thoroughly to ensure proper use and to maximize the lifespan of your timepiece.



Image: Front view of the GUESS Women's Multi-Function Silver Tone Watch. The watch features a silver-tone stainless steel case and bracelet, a light blue multi-function dial, and a bezel adorned with delicate crystals. The dial displays three sub-dials for day, date, and 24-hour time.

SETUP AND INITIAL ADJUSTMENT

Setting the Time and Date

Your GUESS multi-function watch is equipped with a quartz analog movement. To set the time and date:

1. **Pull out the crown:** Gently pull the crown (the knob on the side of the watch case) to the second click position. This will stop the second hand.
2. **Set the time:** Rotate the crown clockwise or counter-clockwise to move the hour and minute hands to the desired time. Ensure you set the correct AM/PM for the 24-hour sub-dial.
3. **Set the date and day:** Push the crown back to the first click position. Rotate the crown to adjust the date and day sub-dials. Some models may require rotating the crown in different directions for date/day adjustment.
4. **Push in the crown:** Once the time, date, and day are set, push the crown back completely into its normal position. The second hand will resume movement.



Image: Side view of the watch, highlighting the crown used for setting time and date.

Bracelet Adjustment

The stainless steel bracelet may require adjustment for a comfortable fit. This typically involves removing or adding links. It is recommended to have this procedure performed by a professional jeweler to avoid damaging the bracelet or watch.



Image: Detail of the watch's silver-tone stainless steel bracelet and clasp, featuring the GUESS logo.

OPERATING THE MULTI-FUNCTION DIAL

Your GUESS watch features a multi-function dial with three sub-dials:

- **Day Sub-dial:** Indicates the current day of the week.
- **Date Sub-dial:** Indicates the current day of the month.
- **24-Hour Sub-dial:** Displays time in a 24-hour format, useful for distinguishing AM/PM.

These sub-dials are synchronized with the main time setting. Adjustments are made via the crown as described in the "Setting the Time and Date" section.

MAINTENANCE AND CARE

Water Resistance

This watch is water resistant to 30 meters (3 ATM). This rating means the watch is suitable for everyday use and can withstand splashes or brief immersion in water. It is **not** suitable for swimming, showering, or diving. Always ensure the crown is fully pushed in before any contact with water.

Cleaning

To clean your watch, wipe the case and bracelet with a soft, damp cloth. Avoid using harsh chemicals, solvents, or abrasive cleaners, as these can damage the finish or seals. For stubborn dirt, a mild soap solution can be used, followed by thorough drying.

Battery Replacement

Your watch is powered by a product-specific battery. When the watch stops or the second hand begins to jump erratically (indicating low battery), it is time for a battery replacement. It is highly recommended to have the battery replaced by a qualified watch technician to ensure the water resistance seal is properly re-seated.

TROUBLESHOOTING

Problem	Possible Cause	Solution
Watch has stopped or is running slow.	Low battery.	Replace the battery. Consult a professional watch technician.
Time/Date/Day not setting correctly.	Crown not pulled out to the correct position.	Ensure the crown is pulled out to the second click for time, and first click for date/day adjustment.
Condensation inside the watch.	Water ingress due to damaged seal or crown not fully pushed in.	Immediately take the watch to a professional watch repair service to prevent further damage.

SPECIFICATIONS

- **Model Number:** GW0410L1
- **Case Material:** Stainless Steel
- **Case Diameter:** 36mm
- **Bezel:** Crystal-studded
- **Dial:** Sunray Ice Blue Multi-function
- **Bracelet Material:** Polished Silver Tone Stainless Steel
- **Movement:** Quartz Analog
- **Water Resistance:** 30 meters (3 ATM)
- **Battery:** 1 Product Specific battery (included)
- **Product Dimensions:** 8 x 9 x 9 cm; 99.79 g
- **Manufacturer:** Timex Group
- **Date First Available:** January 26, 2022







WARRANTY AND SUPPORT

For information regarding warranty coverage, service, or repairs, please refer to the warranty card included with your purchase or visit the official GUESS Watches website. Keep your proof of purchase for warranty claims.

For additional support or inquiries, please contact GUESS customer service through their official channels.

Official GUESS Watches Store: [Visit the GUESS Store on Amazon.ca](#)

Related Documents - GW0410L1

	<p>Guess Watches Instruction Manual - Features, Operation, and Setup</p> <p>Comprehensive instruction manual for Guess watches, covering operation, features, chronograph functions, analog-digital models, and setup procedures for various watch types. Includes guidance on time, date, day, alarm, timer, and stopwatch functions.</p>
	<p>GUESS Watch User Guide</p> <p>Comprehensive user guide for GUESS watches, covering setup, care, warranty, and various movement functionalities. Learn how to operate and maintain your GUESS timepiece.</p>
	<p>Guess BT 4G PU Leather Case with Metal Logo - Blue User Manual</p> <p>Official user manual for the Guess BT 4G PU Leather case with metal logo in blue. Learn about product features, safety guidelines, usage instructions, care, and warranty.</p>
	<p>Guess Script Metal Logo Headphones: User Manual and Specifications</p> <p>Comprehensive guide for Guess Script Metal Logo headphones, covering first use, controls, LED indicators, and technical specifications. Includes instructions for pairing, playback, calls, and voice assistant activation.</p>
	<p>GUESS A15 Bluetooth Earphone Case GUTWSA15 User Manual</p> <p>Official user manual for the GUESS A15 Bluetooth Earphone Case (Model: GUTWSA15) by CG Mobile SAS. Includes technical specifications and regulatory compliance information.</p>
	<p>GUESS Wireless Headphones OF-V27 User Manual</p> <p>User manual for GUESS Wireless Headphones, model OF-V27, providing instructions on Bluetooth pairing, operation, charging, and specifications.</p>