

Monopoly My First Monopoly F4436

Monopoly My First Monopoly Board Game Instruction Manual

Model: F4436

1. INTRODUCTION

Monopoly My First Monopoly is an engaging board game designed for young players aged 4 and up. It features a unique double-sided game board offering two distinct levels of play, making it an excellent educational tool for families. This manual provides comprehensive instructions for setting up and playing both game levels, ensuring a fun and educational experience for all participants.

2. COMPONENTS

Before starting, ensure all components listed below are present in your game box. The game is designed for 2 to 6 players.

- 1 Double-Sided Game Board
- 6 Character Tokens (Penguin, Duckling, Car, Scottie, Hazel, Rex)
- 20 Level 1 Chance Cards
- 20 Level 2 Chance Cards
- 72 'Sold' Tokens (12 for each character)
- Monopoly Banknotes (various denominations)
- 1 Die
- Instruction Manual (this document)




Figure 2.1: All game components laid out, including the two-sided game board, character tokens, Chance cards, Monopoly money, and the die.



Figure 2.2: A collection of the six distinct and colorful character tokens used in the game.

3. SETUP

Follow these steps to prepare for gameplay:

1. **Choose a Game Level:** Decide whether to play Level 1 (for younger children, focusing on counting and matching) or Level 2 (for older children, introducing basic reading and simple math). Place the game board with the chosen side facing up.
2. **Place Chance Cards:** Shuffle the appropriate set of Chance cards (Level 1 or Level 2) and place them face down on the designated space on the board.
3. **Distribute Money:** Each player receives a starting amount of Monopoly banknotes. Refer to the specific rules for Level 1 or Level 2 for exact amounts.
4. **Select Tokens:** Each player chooses one of the six character tokens and places it on the 'START' space.
5. **Prepare 'Sold' Tokens:** Keep the 'Sold' tokens nearby, organized by character, for when properties are acquired.



Figure 3.2: The Level 2 game board, offering more advanced gameplay.

4. OPERATING INSTRUCTIONS (HOW TO PLAY)

General Gameplay

Players take turns rolling the die and moving their token clockwise around the board. The actions taken depend on the space landed on. The goal is to acquire properties and collect money from other players.




Figure 4.1: A child moving a game token during play.

Level 1: Counting and Matching (Ages 4+)

This level is designed for younger players to learn basic counting and matching skills. The rules are simplified to focus on these concepts.

- **Movement:** Roll the die and move your token the corresponding number of spaces.
- **Property Acquisition:** When you land on an unowned property, you can buy it by paying the bank. Place one of your 'Sold' tokens on the property to mark it as yours.
- **Landing on Owned Property:** If you land on a property owned by another player, you pay them the amount indicated on the space.
- **Chance Spaces:** Draw a Level 1 Chance card and follow its instructions.
- **Winning:** The game ends when all properties are owned. The player with the most money wins.

Level 2: Reading and Simple Math (Ages 6+)

This level introduces more traditional Monopoly elements, focusing on basic reading, simple arithmetic, and strategic thinking.

- **Movement:** Roll the die and move your token.
- **Property Acquisition:** When you land on an unowned property, you can buy it for the price listed. Place one of

your 'Sold' tokens on the property.

- **Landing on Owned Property:** If you land on a property owned by another player, you must pay them rent. The rent amount is indicated on the property space.
- **Chance Spaces:** Draw a Level 2 Chance card and follow its instructions, which may involve paying or collecting money, or moving to a different space.
- **Winning:** The game continues until one player goes bankrupt. The remaining player with the most money and properties wins.



Figure 4.2: A family enjoying a game of Monopoly My First Monopoly.

5. MAINTENANCE

To ensure the longevity of your Monopoly My First Monopoly game:

- **Storage:** Always store all game components back in the original box after play. Keep the box in a cool, dry place away from direct sunlight to prevent warping or fading.
- **Cleaning:** Wipe the game board and plastic tokens with a soft, dry cloth if they become dusty. Avoid using harsh chemicals or abrasive cleaners.
- **Handling:** Handle game cards and money carefully to prevent bending, tearing, or creasing.

6. TROUBLESHOOTING

Common issues and their solutions:

- **Missing Components:** If any game components are missing upon opening the box, please contact the manufacturer's customer support for assistance.
- **Rules Disputes:** In case of disagreement over rules, refer to this instruction manual for clarification. For house rules, ensure all players agree before starting the game.
- **Damaged Components:** If components are damaged, contact customer support for potential replacements.

7. SPECIFICATIONS

Feature	Detail
Product Dimensions	4.13 x 33.34 x 26.67 cm
Product Weight	720 g
Recommended Age	4 years and up
Game Language	Polish (Game content)
Number of Players	2-6




Assembly Required	No
Batteries Required	No
Materials	Cardboard
Model Number	F4436
ASIN	B09R7SZPHT

8. WARRANTY AND SUPPORT

This product is covered by the manufacturer's standard warranty. For specific warranty details, please refer to the packaging or the manufacturer's official website. For any product support, missing parts, or inquiries, please contact the manufacturer directly using the contact information provided on the product packaging or their official support channels.

© 2023 Monopoly. All rights reserved.


Related Documents - My First Monopoly F4436

	<p>Monopoly Deal Card Game: Rules and How to Play</p> <p>A comprehensive guide to the Monopoly Deal card game, explaining the objective, setup, gameplay, card types, and winning conditions. Learn how to collect property sets, manage your bank, and use action cards to outmaneuver opponents.</p>
	<p>Monopoly: IT Edition - Game Rules and Instructions</p> <p>Official game rules and setup instructions for the Monopoly: IT Edition board game, featuring locations from Derry, Maine, and Pennywise. Learn how to play, win, and manage properties.</p>
	<p>Monopoly: Mickey and Friends Edition - Official Rules and Gameplay</p> <p>Learn how to play Monopoly: Mickey and Friends Edition, a fun property trading game featuring classic Disney characters. This guide covers setup, gameplay, character details, and winning strategies.</p>



[MONOPOLY Game Tournament Kit: Official Guide for Organizers](#)

This official guide from Hasbro provides comprehensive instructions for organizing a MONOPOLY Game Tournament. It covers everything from qualifying as an official event, planning logistics, fundraising, staffing, understanding the rules, promoting the event, and managing the tournament day. Essential for anyone looking to host a successful MONOPOLY tournament for charity or fun.



[MONOPOLY: My Hero Academia Edition - Game Rules](#)

Official game rules for the MONOPOLY: My Hero Academia Edition, including original MONOPOLY rules and special rules for this anime-themed version. Learn how to set up, play, and win this property trading game.



[Monopoly: Star Wars Dark Side Edition Board Game Rules](#)

Learn how to play Monopoly: Star Wars Dark Side Edition, a property trading board game where players recruit Star Wars characters, collect credits, and use unique powers to dominate the galaxy. The last player with credits wins.