

Xiaomi Redmi Note 11s

Xiaomi Redmi Note 11S User Manual

Model: Redmi Note 11s

1. INTRODUCTION

Welcome to the user manual for your new Xiaomi Redmi Note 11S smartphone. This guide provides essential information on setting up, operating, maintaining, and troubleshooting your device. The Redmi Note 11S is designed to deliver a powerful and immersive mobile experience, featuring a 108MP pro-grade camera, a vibrant 90Hz FHD+ AMOLED DotDisplay, and 33W Pro fast charging.



Figure 1.1: Xiaomi Redmi Note 11S, showcasing its front display and rear camera module.

2. PACKAGE CONTENTS

Before you begin, please ensure all items are present in your product package:

- Xiaomi Redmi Note 11S Smartphone
- Fast Car Charger
- USB Cable
- Phone Case (transparent)
- Pre-applied Screen Protector (on device)

Note: The fast car charger is an included bundle item. The phone comes with a pre-applied screen protector and a transparent phone case for immediate protection.

3. DEVICE LAYOUT

Familiarize yourself with the key components and controls of your Redmi Note 11S.



Figure 3.1: Front view of the Redmi Note 11S, highlighting the 6.43-inch FHD+ AMOLED DotDisplay and front camera.



Figure 3.2: Rear view of the Redmi Note 11S, showing the 108MP AI quad camera system.



Figure 3.3: Side view of the Redmi Note 11S, illustrating the flat frame design and side-mounted fingerprint sensor.

- **Front Camera:** Located at the top center of the display.
- **Rear Camera Module:** Houses the 108MP main camera, ultra-wide, macro, and depth sensors.
- **Power Button/Fingerprint Sensor:** Located on the side for convenient access and security.
- **Volume Buttons:** Adjacent to the power button.
- **USB-C Port:** For charging and data transfer.
- **3.5mm Audio Jack:** For headphones.
- **SIM/SD Card Tray:** Supports Dual Nano SIM and a Micro SD card up to 1TB.

4. GETTING STARTED (SETUP)

4.1. Charging the Device

Before first use, it is recommended to fully charge your Redmi Note 11S. Use the provided USB cable and fast car charger. The device supports 33W Pro fast charging, significantly reducing charging time.

- Connect the USB-C end of the cable to your phone's USB-C port.
- Connect the other end of the cable to the fast car charger.
- Plug the charger into a compatible power source.

A full charge typically takes approximately 62 minutes.

4.2. Inserting SIM and SD Cards

The Redmi Note 11S supports dual Nano SIM cards and a dedicated slot for a Micro SD card (up to 1TB, not included).

1. Locate the SIM card tray on the side of your phone.
2. Insert the SIM ejector tool (not included, but commonly found with smartphones) into the small hole on the tray to open it.
3. Carefully pull out the tray.
4. Place your Nano SIM card(s) and/or Micro SD card into the designated slots on the tray, ensuring correct orientation.
5. Gently push the tray back into the phone until it clicks into place.

Important Note for US Users: This is an **International Model**. It is compatible with most GSM carriers like T-Mobile, AT&T, and MetroPCS. It will **NOT** work with CDMA carriers such as Verizon, Sprint, Cricket, or Boost. T-Mobile/Metro PCS users may need to use a previously activated SIM card.

4.3. Powering On/Off

- **To Power On:** Press and hold the Power button (located on the side) until the Xiaomi logo appears.
- **To Power Off:** Press and hold the Power button until the power options appear on the screen, then select "Power off".
- **To Restart:** Press and hold the Power button until the power options appear, then select "Restart".

5. OPERATING YOUR DEVICE

5.1. Display and Navigation

Your Redmi Note 11S features a 6.43-inch FHD+ AMOLED DotDisplay with a 90Hz refresh rate for a smooth and responsive touchscreen experience. It offers a DCI-P3 wide color gamut and 4,500,000:1 contrast ratio for rich, sharp images.

- **Sunlight Display:** Ensures content remains readable even under bright sunlight.
- **Reading Mode 3.0:** Reduces blue light emission to relieve eye strain during prolonged use.
- **Navigation:** Utilize on-screen gestures or the traditional navigation bar (configurable in settings) to move between apps and screens.

5.2. Camera Features

Capture stunning photos and videos with the versatile AI quad camera system.

- **108MP Main Camera:** For ultra-clear, high-resolution images.
- **8MP Ultra-Wide Camera:** Ideal for landscapes and group shots.
- **2MP Macro Camera:** For detailed close-up photography.
- **2MP Depth Camera:** Enhances portrait mode with background blur.

- **16MP Selfie Camera:** For high-quality self-portraits.
- **Night Mode:** Improves photo quality in low-light conditions.

To access camera modes and settings, open the Camera app and swipe through the available options (Photo, Video, Portrait, Pro, Night, etc.).

5.3. Performance and Connectivity

Powered by the MediaTek Helio G96 processor, the Redmi Note 11S offers smooth performance for daily tasks and gaming.

- **Operating System:** MIUI 13 based on Android 11.
- **Wi-Fi:** Supports 2.4G and 5G Wi-Fi for fast internet access.
- **Bluetooth:** Bluetooth 5.0 for connecting wireless accessories.
- **Sensors:** Includes Proximity sensor, Ambient light sensor, Accelerometer, Electronic compass, IR blaster, and Gyroscope.

5.4. Security Features

- **Side Fingerprint Sensor:** Register your fingerprint(s) in Settings > Passwords & security for quick and secure unlocking.
- **AI Face Unlock:** Set up face recognition for an alternative unlocking method.

6. CARE AND MAINTENANCE

6.1. Battery Management

The 5000mAh battery provides extended usage. To maximize battery life:

- Use the provided 33W Pro fast charger for optimal charging efficiency.
- Avoid extreme temperatures.
- Close unused background applications.
- Adjust screen brightness and refresh rate as needed.

6.2. Cooling System

The Redmi Note 11S incorporates LiquidCool technology with multiple layers of graphite and copper foil to efficiently dissipate heat, ensuring stable performance even during intensive use.

6.3. Cleaning Your Device

To clean your phone:

- Power off the device before cleaning.
- Use a soft, lint-free cloth.
- For stubborn smudges, slightly dampen the cloth with water or a screen cleaner. Avoid harsh chemicals.

7. TROUBLESHOOTING

If you encounter issues with your Redmi Note 11S, refer to the following common solutions:

Problem	Possible Solution
---------	-------------------

Problem	Possible Solution
Phone not powering on	Ensure the battery is charged. Connect to the charger for at least 10 minutes before attempting to power on.
Network connectivity issues (US)	Verify your carrier is GSM compatible (e.g., T-Mobile, AT&T). This phone is not compatible with CDMA networks (e.g., Verizon, Sprint). Ensure your SIM card is properly inserted and activated.
Battery drains quickly	Close unused apps, reduce screen brightness, disable unnecessary features like GPS or Bluetooth when not in use. Check for app updates.
Apps crashing or freezing	Restart the app. If the issue persists, clear the app's cache and data in Settings > Apps. As a last resort, uninstall and reinstall the app.
Device is slow or unresponsive	Restart the phone. Clear cache from storage settings. Consider a factory reset if performance issues persist (<i>Note: This will erase all data, back up important information first</i>).

8. TECHNICAL SPECIFICATIONS

Feature	Specification
Model Name	Redmi Note 11s
Display	6.43 inches FHD+ AMOLED DotDisplay, 90Hz Refresh Rate, 1000 nits Peak Brightness (typ)
Resolution	1920 x 1080
Processor	MediaTek Helio G96 (Octa-core CPU, up to 2.05GHz)
GPU	ARM Mali-G57 MC2
RAM	8 GB
Internal Storage	128 GB
Expandable Storage	Micro SD up to 1TB (not included)
Rear Camera	108MP (f/1.9) Main + 8MP Ultra-Wide + 2MP Macro + 2MP Depth
Front Camera	16MP
Battery Capacity	5000 mAh (typ)
Charging	33W Pro Fast Charging (USB-C)
Operating System	MIUI 13 based on Android 11
Connectivity	4G LTE, Wi-Fi (2.4G/5G), Bluetooth 5.0
SIM Support	Dual Nano SIM
Audio Jack	3.5 mm
Security	Side Fingerprint Sensor, AI Face Unlock
Dimensions	7.87 x 3.94 x 29.53 inches

Feature	Specification
Weight	5.6 ounces (159.87 Grams)



9. WARRANTY AND SUPPORT




Please note that this is an **International Model** and typically comes with **No Warranty in the US**. For warranty information specific to your region of purchase, please refer to the documentation provided with your device or contact your local Xiaomi authorized service center.

For further assistance or technical support, please visit the official Xiaomi support website or contact their customer service in your region. You can often find support resources, FAQs, and contact information on the [Xiaomi Store on Amazon](#) or their global website.

© 2024 Xiaomi. All rights reserved.
This manual is for informational purposes only. Specifications are subject to change without notice.

Related Documents - Redmi Note 11s

	<p>Redmi Note 11S User Guide: Getting Started and Key Features</p> <p>A comprehensive guide to setting up and using your Redmi Note 11S, covering initial setup, device features, settings, and essential applications.</p>
	<p>Redmi Note 11S 5G Quick Start Guide Xiaomi Official</p> <p>Get started with your Redmi Note 11S 5G. This quick start guide provides essential information on setup, MIUI, SIM card usage, safety precautions, and regulatory compliance.</p>

<div></div> <div>Redmi Note 11S 5G Руководство по быстрой загрузке</div>	<div>Redmi Note 11S 5G Quick Start Guide</div> <div>This document provides a quick start guide for the Xiaomi Redmi Note 11S 5G smartphone, covering initial setup, SIM card usage, safety information, regulatory compliance, and technical specifications.</div>
<div></div> <div>Redmi Note 11S 5G Руководство пользователя</div>	<div>Redmi Note 11S 5G User Manual - Official Guide</div> <div>Official user manual for the Redmi Note 11S 5G smartphone, covering setup, features, safety guidelines, EU and FCC compliance, and technical specifications. Learn how to use your device safely and effectively.</div>
<div></div> <div>Redmi Note 11S Quick Start Guide</div>	<div>Redmi Note 11S Quick Start Guide and Safety Information</div> <div>Official quick start guide and safety information for the Xiaomi Redmi Note 11S smartphone, covering setup, MIUI, SIM card usage, safety precautions, regulatory compliance, and disposal.</div>
<div><div><div>Informazioni sul prodotto</div><div>Il presente documento fornisce informazioni sul prodotto e sul servizio per i telefoni cellulari Xiaomi, in conformità con la Legge sui dati (Data Act). Include dettagli sui tipi di dati, finalità, conservazione e accesso.</div></div><div><div>1. Informazioni generali</div><div>Il presente documento fornisce informazioni sul prodotto e sul servizio per i telefoni cellulari Xiaomi, in conformità con la Legge sui dati (Data Act). Include dettagli sui tipi di dati, finalità, conservazione e accesso.</div></div><div><div>2. Informazioni sul prodotto</div><div>Il presente documento fornisce informazioni sul prodotto e sul servizio per i telefoni cellulari Xiaomi, in conformità con la Legge sui dati (Data Act). Include dettagli sui tipi di dati, finalità, conservazione e accesso.</div></div><div><div>3. Informazioni sul servizio</div><div>Il presente documento fornisce informazioni sul prodotto e sul servizio per i telefoni cellulari Xiaomi, in conformità con la Legge sui dati (Data Act). Include dettagli sui tipi di dati, finalità, conservazione e accesso.</div></div></div> <div><div>Tipi di dati</div><div>Finalità del trattamento dei dati</div><div>Conservazione dei dati</div><div>Accesso ai dati</div></div>	<div>Dati del Prodotto e Servizio per Telefoni Cellulari Xiaomi</div> <div>Informazioni dettagliate sui dati del prodotto e di servizio raccolti dai telefoni cellulari Xiaomi, in conformità con la Legge sui dati (Data Act). Include dettagli su tipi di dati, finalità, conservazione e accesso.</div>