

W-KING D10

W-KING D10 Portable Bluetooth Speaker User Manual

Model: D10

1. INTRODUCTION

Thank you for choosing the W-KING D10 Portable Bluetooth Speaker. This manual provides essential information for the proper setup, operation, and maintenance of your device. Please read it thoroughly before use and retain it for future reference.

The W-KING D10 is designed to deliver powerful, high-quality audio with features suitable for various environments, including outdoor use. It incorporates advanced audio technology, robust construction, and versatile connectivity options.

2. SAFETY INFORMATION

- Do not expose the speaker to extreme temperatures, direct sunlight, or open flames.
- Avoid dropping or subjecting the speaker to severe impacts.
- Keep the speaker away from medical devices and strong magnetic fields.
- Do not attempt to disassemble, repair, or modify the speaker yourself. Contact qualified service personnel if needed.
- Ensure the charging port cover is securely closed when the speaker is exposed to water to maintain its IPX6 waterproof rating.
- Use only the provided charging cable or a certified equivalent.

3. PRODUCT OVERVIEW

The W-KING D10 speaker features a robust design with powerful audio components and integrated controls. It includes dual subwoofers, tweeters, and passive radiators for a comprehensive sound experience.



Image: Front view of the W-KING D10 speaker, showcasing its illuminated W-KING logo and robust design, with simulated water splashes indicating its waterproof capability.

120W MAX 70W RMS

Thunderous Bass Massive Sound



Image: An exploded view illustrating the internal audio architecture of the W-KING D10, highlighting its 45W Max (35W RMS) subwoofers, 15W Max (10W) tweeters, and large passive radiators for enhanced bass, alongside a DSP chip for sound processing.

Key Features:

- **Powerful Audio Output:** 70W RMS (120W Peak) with dual 45W subwoofers and dual 15W tweeters.
- **DSP Technology:** Advanced Digital Signal Processing for distortion-free, high-fidelity sound.
- **BassUp Technology:** Enhances low frequencies in real-time for deep bass.
- **True Wireless Stereo (TWS):** Pair two D10 speakers for a combined 140W (240W Peak) stereo experience.
- **IPX6 Waterproof:** Resistant to strong water jets, suitable for outdoor and wet environments.


- **Long Playtime:** Up to 42 hours of playback at minimum volume.
- **Power Bank Function:** Built-in battery to charge external devices.
- **RGB Lights:** Dynamic 7-color LED lights that synchronize with music.
- **Karaoke Function:** Dedicated 0.25-inch (6.35mm) microphone jack for karaoke.

4. SETUP

4.1 Charging the Speaker

1. Locate the charging port on the speaker.
2. Connect the provided charging cable to the speaker's charging port and a suitable power adapter (not included).
3. The charging indicator light will illuminate. Allow sufficient time for a full charge before first use.

4.2 Power On/Off

- **To Power On:** Press and hold the power button (usually marked with ) for a few seconds until you hear an audible prompt and the indicator lights turn on.
- **To Power Off:** Press and hold the power button again for a few seconds until the indicator lights turn off.

4.3 Bluetooth Pairing

1. Ensure the speaker is powered on and in Bluetooth pairing mode (indicated by a flashing blue light). If not, briefly press the Bluetooth button.
2. On your device (smartphone, tablet, laptop), enable Bluetooth and search for available devices.
3. Select "W-KING D10" from the list of devices.
4. Once connected, you will hear a confirmation sound, and the Bluetooth indicator light will remain solid.

4.4 True Wireless Stereo (TWS) Pairing

To achieve a wider stereo soundstage, you can pair two W-KING D10 speakers together.

TRUE WIRELESS STEREO

Pair 2 W-KING D10 together get
240W peak (MAX)powerful stereo



Image: Two W-KING D10 speakers positioned to create a True Wireless Stereo setup, enhancing the audio experience for an outdoor social event.

1. Ensure both D10 speakers are powered on and not connected to any Bluetooth device.
2. On one speaker (this will be the primary speaker), press the TWS button (often indicated by two interlocking circles).
3. The primary speaker will search for the secondary speaker. Once connected, you will hear a confirmation sound.
4. Now, connect your device to the primary speaker via Bluetooth as described in section 4.3. Audio will play through both speakers in stereo.

5. OPERATING INSTRUCTIONS

5.1 Music Playback Controls

- **Play/Pause:** Press the Play/Pause button once.
- **Volume Up:** Press the '+' button.
- **Volume Down:** Press the '-' button.
- **Next Track:** Press and hold the '+' button.
- **Previous Track:** Press and hold the '-' button.

5.2 EQ Modes

The D10 speaker features an equalizer button to adjust the audio profile to your preference.

- Press the EQ button (often indicated by a waveform icon) to cycle through available sound modes (e.g., Standard, Bass Boost, Vocal).
- The BassUp technology is integrated to enhance low frequencies, particularly in outdoor or party modes.

THUMPING BASS

Our BassUp technology analyzes and intensifies low frequencies in real-time for a huge hit of bass



BASS BOOST:
outdoor / indoor mode



Image: The W-KING D10 speaker on a sandy beach, illustrating its 'Thumping Bass' feature and the Bass Boost option for outdoor or indoor listening.

5.3 RGB Lights Control

The speaker features dynamic 7-color LED lights that can enhance the ambiance.

Dynamic **7-COLOR** Party Illumination

Dynamic colorful lights dance to the beat,
creating a fery party atmosphere



Image: The W-KING D10 speaker displaying its dynamic 7-color party illumination, with lights dancing to the beat, creating a festive atmosphere.

- Press the Light button (often indicated by a light bulb icon) to turn the RGB lights on or off.
- Press the Light button repeatedly to cycle through different light modes or colors, if available.

5.4 Karaoke Function

The D10 speaker includes a microphone input for karaoke use.

KARAOKE MICROPHONE MODE



Only Support Dynamic
Microphone
(0.25" / 6.35mm Mic Slot).

Image: The W-KING D10 speaker being used in karaoke mode during an outdoor gathering, with a dynamic microphone connected to its 0.25-inch (6.35mm) mic slot.

1. Connect a dynamic microphone (0.25-inch / 6.35mm jack) to the dedicated MIC input port on the speaker.
2. Adjust the microphone volume using the dedicated knob or buttons, if present.
3. Ensure music is playing from your connected Bluetooth device. Your voice from the microphone will be mixed with the music.

5.5 Power Bank Functionality

The D10 speaker can be used to charge other devices.



Image: The W-KING D10 speaker charging a smartphone via its USB port, illustrating its power bank capability and emphasizing its 42-hour playtime.

1. Connect your smartphone or other USB-powered device to the USB output port on the speaker using a compatible charging cable.
2. The speaker will begin charging your device. Note that using the power bank function will consume the speaker's battery.

6. MAINTENANCE

6.1 Cleaning

- Wipe the speaker with a soft, damp cloth.

- Do not use abrasive cleaners, alcohol, or chemical solvents.
- Ensure all port covers are closed before cleaning with a damp cloth.

6.2 Water Resistance (IPX6)

The W-KING D10 is IPX6 waterproof, meaning it can withstand strong jets of water. It is suitable for use in environments like beaches, pools, or during light rain.



Image: The W-KING D10 speaker partially submerged in water, illustrating its IPX6 waterproof and dustproof capabilities, suitable for various outdoor activities.

- Always ensure the rubber flap covering the charging and input ports is securely sealed before exposing the speaker to water.
- Do not submerge the speaker completely for extended periods.

- After exposure to water, dry the speaker thoroughly before charging.

6.3 Storage

- Store the speaker in a cool, dry place away from direct sunlight and extreme temperatures.
- If storing for an extended period, charge the battery to approximately 50% every few months to maintain battery health.

7. TROUBLESHOOTING

Problem	Possible Cause	Solution
Speaker does not power on	Low battery; Power button not pressed correctly	Charge the speaker; Press and hold the power button for 3-5 seconds.
No sound	Volume too low; Device not connected; Incorrect input source	Increase volume on speaker and device; Re-pair Bluetooth; Check cable connections.
Bluetooth pairing fails	Speaker not in pairing mode; Device too far; Interference	Ensure speaker is flashing blue; Move device closer; Turn off other Bluetooth devices.
TWS pairing fails	Speakers already connected to a device; Too far apart	Disconnect both speakers from any device; Ensure speakers are within 10 feet of each other.
Microphone not working	Incorrect microphone type; Not fully plugged in; Volume too low	Use a dynamic microphone; Ensure 0.25-inch jack is fully inserted; Adjust mic volume.

8. SPECIFICATIONS

Feature	Specification
Model Name	D10
Speaker Type	Surround Sound
Connectivity Technology	Bluetooth
Wireless Communication Technology	Bluetooth
Speaker Maximum Output Power	120 Watts (Peak) / 70 Watts (RMS)
Audio Output Mode	Stereo, Surround
Water Resistance Level	IPX6 (Waterproof)
Power Source	Battery Powered

Feature	Specification
Maximum Range	100 Feet (Bluetooth)
Control Method	Touch
Compatible Devices	Smartphone, Tablet, Laptop
Specific Uses For Product	Outdoor activities, parties, karaoke
Item Model Number	D10
Date First Available	January 22, 2022





9. WARRANTY AND SUPPORT

The W-KING D10 Portable Bluetooth Speaker comes with a Limited Warranty. Please refer to the warranty card included in your product packaging for specific terms and conditions.

For technical support, troubleshooting assistance, or warranty claims, please contact W-KING customer service through the official website or your retailer's support channels. Ensure you have your product model number (D10) and proof of purchase available when contacting support.

© 2024 W-KING. All rights reserved.

Related Documents - D10

	<p>W-KING D10 Portable Bluetooth Speaker User Manual</p> <p>Comprehensive user manual for the W-KING D10 portable Bluetooth speaker, covering setup, features, operation, and troubleshooting. Learn how to connect, use various modes, and maintain your speaker for optimal performance.</p>
	<p>W-KING X10 Portable Bluetooth Speaker User Manual</p> <p>User manual for the W-KING X10 portable Bluetooth speaker, detailing features, operation, and specifications for this 70W IPX6 waterproof outdoor speaker with deep bass and a 42-hour battery life.</p>
	<p>W-KING 100W Bluetooth Speaker User Manual</p> <p>User manual for the W-KING 100W Bluetooth Speaker V5.3, featuring IPX6 waterproof, deep bass, 110dB sound, DSP, karaoke, and microphone/guitar ports.</p>
	<p>W-KING X10 Bluetooth Speaker User Manual</p> <p>Comprehensive user manual for the W-KING X10 portable Bluetooth speaker, detailing features, operation, and specifications. Learn about its 70W output, IPX6 waterproof rating, 42-hour playtime, and various connectivity options.</p>

W-KING®



Návod k obsluze

Bezdrátový reproduktor D10
W-KING D10 je registrovaná ochranná známka ve Spojených státech a
Evropské unii. Všechny práva vyhrazena.

[W-KING D10 Bezdrátový reproduktor: Návod k obsluze, Specifikace a Funkce](#)

Kompletní návod k obsluze pro přenosný bezdrátový Bluetooth reproduktor W-KING D10. Zahrnuje specifikace, návod k nabíjení, párování, TWS, ovládání a informace o záruce.

W-KING®



Instrukcja obsługi

Głośnik bezprzewodowy D10
W-KING D10 jest zarejestrowanym znakiem handlowym w Stanach Zjednoczonych i
Unii Europejskiej. Wszelkie prawa zastrzeżone.

[Instrukcja obsługi Głośnik bezprzewodowy W-KING D10](#)

Szczegółowa instrukcja obsługi przenośnego głośnika bezprzewodowego W-KING D10, obejmująca konfigurację, funkcje, specyfikacje, ładowanie, łączność, TWS i informacje dotyczące bezpieczeństwa.