

Manuals+

[Q & A](#) | [Deep Search](#) | [Upload](#)

[manuals.plus](#) /

› [MARATHON](#) /

› [MARATHON 15" Round Digital Wall Clock, Stainless Steel - Large, Easy-to-Read Display - AM/PM or 24-Hour Time, Eight Time Zones, Indoor Temperature, Date Stainless Steel Finish Instruction Manual](#)

MARATHON CL030074-SS-00-NA

MARATHON 15" Round Digital Wall Clock Instruction Manual

Model: CL030074-SS-00-NA

INTRODUCTION

This manual provides comprehensive instructions for the setup, operation, and maintenance of your MARATHON 15" Round Digital Wall Clock. Designed for clarity and ease of use, this clock features a large, easy-to-read display, multiple display modes, and eight North American time zones. Please read this manual thoroughly to ensure optimal performance and longevity of your device.



Figure 1: Front view of the Marathon 15-inch Round Digital Wall Clock. The large digital display shows the time (12:34 PM), date (July 18, Tuesday), and indoor temperature (73.5°F).

SETUP

1. Battery Installation

The clock requires 4 C batteries (included). To install:

1. Locate the battery compartment on the back of the clock.
2. Open the battery compartment cover.
3. Insert 4 C batteries, ensuring correct polarity (+/-).
4. Close the battery compartment cover securely.

2. Mounting Options

Your Marathon Digital Wall Clock can be easily mounted on a wall or placed on a table using its integrated fold-out stand.

- **Wall Mount:** Use a suitable screw or hook (not included) in your desired wall location. Align the keyhole slot on the back of the clock with the screw/hook and slide down to secure.
- **Tabletop Placement:** Extend the fold-out stand located on the back of the clock to prop it up on any flat surface.

DYNAMIC DISPLAY

Date • Day of the Week • Temperature (°C & °F)



Figure 2: Rear view of the clock, highlighting the battery compartment and the three simple control buttons for easy setup.

OPERATING INSTRUCTIONS

The clock features three simple buttons on the back for setting and mode selection.

1. Time and Date Display Modes

The clock offers multiple display formats:

- **Time Format:** Toggle between AM/PM (12-hour) or 24-hour format.

- **Date Display:** View the month, weekday, and date.
- **Temperature Display:** Show indoor temperature in Celsius (°C) or Fahrenheit (°F) along with relative humidity.

Refer to the Quick Start Guide on the back of the clock or the full manual for specific button presses to cycle through these modes.

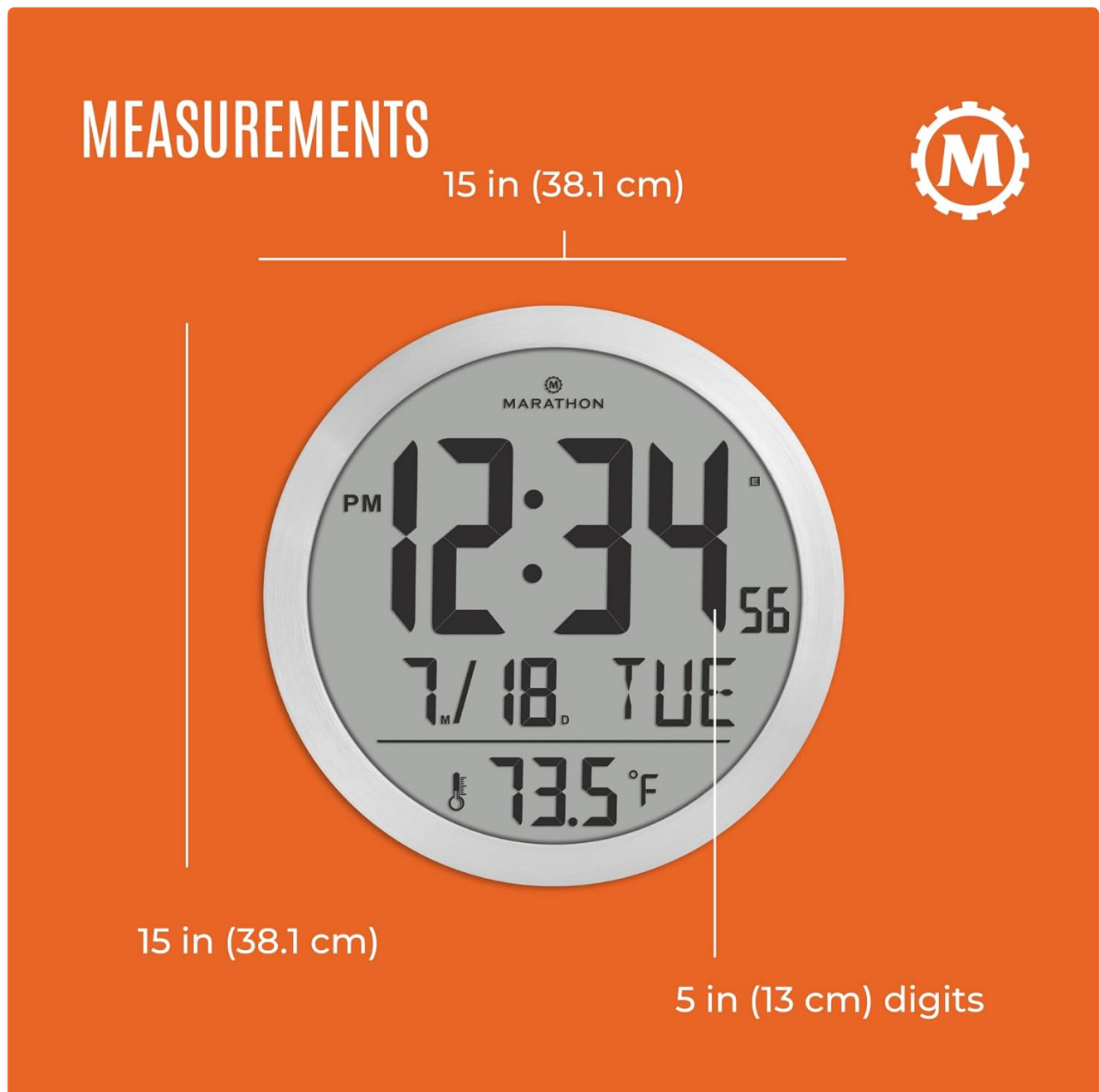


Figure 3: The dynamic display of the clock, capable of showing date, day of the week, and temperature in both Celsius and Fahrenheit.

2. Time Zone Selection

This clock supports eight North American time zones. To select your desired time zone:

1. Press the "ZONE" button (or equivalent, refer to Quick Start Guide) on the back of the clock.
2. Cycle through the available time zones: Pacific, Mountain, Central, Eastern, Atlantic, Newfoundland, Alaska, and Hawaii Standard Time.
3. The clock will automatically adjust the time based on the selected zone.

MAINTENANCE

1. Cleaning

To clean the clock, use a soft, dry cloth. Do not use abrasive cleaners or solvents, as they may damage the display or finish.

2. Battery Replacement

When the display dims or the clock stops functioning, it's time to replace the batteries. Follow the battery installation steps in the "Setup" section. Always replace all 4 C batteries at the same time with new ones to ensure consistent performance.

TROUBLESHOOTING

Problem	Possible Cause	Solution
Display is blank or dim.	Low or dead batteries.	Replace all 4 C batteries with new ones.
Incorrect time or date.	Incorrect time zone selected or manual setting error.	Verify time zone setting. If necessary, re-enter time and date manually following the Quick Start Guide.
Temperature reading is inaccurate.	Clock placed near a heat source or vent.	Relocate the clock to an area with stable ambient temperature.

SPECIFICATIONS

Brand: MARATHON

Model Number: CL030074-SS-00-NA

Color: Stainless Steel Finish

Display Type: Digital

Product Dimensions: 15"W x 15"H

Power Source: Battery Operated (4 C batteries included)

Mounting Type: Wall Mount / Tabletop

Special Features: Date Display, Indoor Temperature, Eight Time Zones (North American)

Material: Aluminum (Frame: Stainless Steel)

Item Weight: 2.86 Kilograms (6.29 pounds)

UPC: 063442321645

WARRANTY




This product comes with a Limited Warranty. For detailed information regarding warranty coverage, terms, and conditions, please refer to the warranty card included with your product or visit the official MARATHON website.


SUPPORT

For further assistance, technical support, or to inquire about replacement parts, please contact MARATHON customer service. You can find contact information on the official MARATHON website or through the retailer where you purchased the product.
Visit the official MARATHON Store: [MARATHON Store on Amazon](#)

© 2024 MARATHON. All rights reserved.

Related Documents - CL030074-SS-00-NA

	<p>Marathon Radio-Controlled Wall Clock Instruction Manual</p> <p>Comprehensive guide to setting up and operating the Marathon radio-controlled wall clock, covering features, battery installation, time zone selection, signal reception, manual setting, troubleshooting, and product care. Includes details on WWVB and DCF time signals.</p>
	<p>Marathon 15" Round Digital Wall Clock User Manual</p> <p>User manual for the Marathon 15-inch Round Digital Wall Clock, detailing setup, features, troubleshooting, and specifications. Includes time, date, temperature, and day of week display.</p>
	<p>Marathon Slim Jumbo Atomic Digital Wall Clock with Indoor/Outdoor Temperature - User Manual</p> <p>Comprehensive user manual for the Marathon Slim Jumbo Atomic Digital Wall Clock, detailing setup, features, and specifications for indoor and outdoor temperature monitoring. Includes instructions in English, French, and Spanish.</p>




[Marathon CL030052 Digital Wall Clock: Temperature, Humidity, 6 Time Zones, Auto Light](#)

User manual for the Marathon CL030052 series digital wall clock. Features include temperature and humidity display, 6 time zones, automatic ambient light, radio-controlled time reception, alarm functions, and night light. Provides setup, operation, and specification details.



[Marathon CL030062-FD Atomic Digital Wall Clock User Manual](#)

Comprehensive user manual for the Marathon CL030062-FD Slim Jumbo Atomic Full Calendar Digital Wall Clock, detailing features, setup, operation, and warranty.



[Marathon Ultrawide Atomic Clock User Manual - Time, Temperature, Date](#)

Comprehensive user manual for the Marathon Ultrawide Atomic Clock. Learn about its features, setup, atomic time synchronization, temperature and date display, and troubleshooting.