

Manuals+

[Q & A](#) | [Deep Search](#) | [Upload](#)

[manuals.plus](#) /

› [TEEHO](#) /

› [TEEHO TE002 Fingerprint Door Lock - Keyless Entry Door Lock - Electronic Keypad Deadbolt - Smart Locks for Front Door - Auto Lock - Easy Installation - Matte Black](#)

TEEHO TE002

TEEHO TE002 Fingerprint Door Lock User Manual

Model: TE002

PRODUCT OVERVIEW

The TEEHO TE002 Fingerprint Door Lock is a state-of-the-art keyless entry system designed for enhanced home security and convenience. It combines multiple access methods including fingerprint recognition, electronic keypad codes, and traditional physical keys. This smart deadbolt is built for durability and ease of use, making it an ideal solution for modern households.

- **Easy Installation:** Can be installed in minutes with just a screwdriver, no drilling required. Compatible only with 2-1/8" (54mm) door holes.
- **One-Time Code:** Set a one-time PIN code for door opening that is automatically deleted after use, ensuring maximum security.
- **Convenient Keyless Entry:** Provide access to up to 20 family members with unique access codes & fingerprints, and create temporary codes for guests to use.
- **Secure Fingerprint Unlock:** Unlock your door in just 1 second with biometric fingerprint identification technology that recognizes your fingerprint in only 0.3 seconds.
- **Smart Locking Features:** Set the automatic door lock to lock in 10-99 seconds, and use the one-touch auto-lock feature by pressing and holding any key on the keypad for 2 seconds.





The TEEHO TE002 Fingerprints Door Lock in Matte Black, featuring a keypad and fingerprint sensor.

PACKAGE CONTENTS

Upon opening the package, ensure all components are present and in good condition. The standard package for the TEEHO TE002 Fingerprints Deadbolt Door Lock includes the following items:

- TE002 Fingerprints Deadbolt Door Lock (Exterior Keypad and Interior Unit)
- 2 Standard Keys
- Latch mechanism
- Strike Plate
- Installation Instructions

- Programming Instructions



An illustration showing the various components included in the TEEHO TE002 Fingerprint Door Lock package.

INSTALLATION GUIDE

The TEEHO TE002 lock is designed for straightforward installation, typically requiring only a screwdriver. No additional drilling is needed if your door has a standard 2-1/8" (54mm) hole. Before beginning, verify your door's dimensions and compatibility using the provided template.

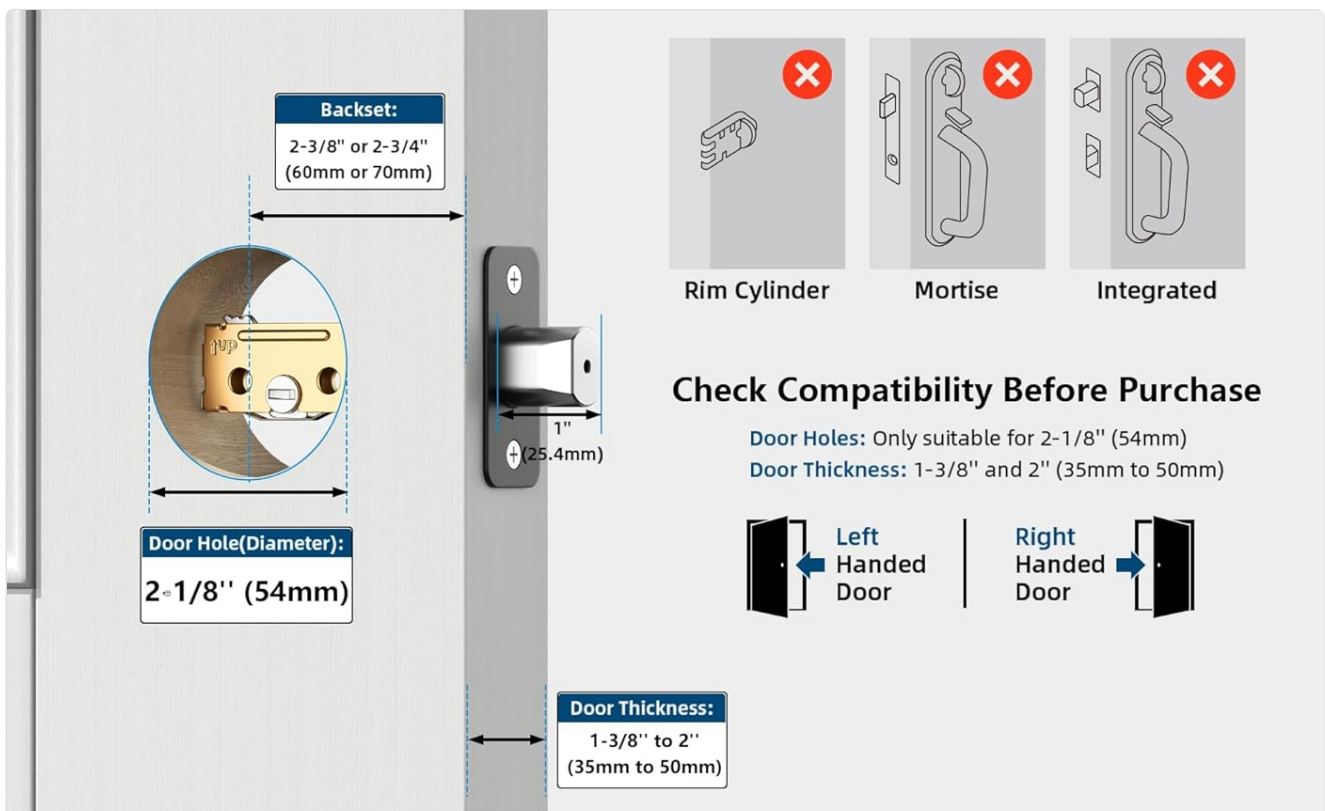


Diagram illustrating door compatibility requirements, including door hole diameter, thickness, and backset measurements for the TEEHO TE002 lock.

Installation Steps:

1. Prepare the door: Ensure the door hole is 2-1/8" (54mm) and the door thickness is between 1-3/8" and 2" (35mm to 50mm).
2. Install the latch: Insert the latch into the door edge and secure it with screws.
3. Install the exterior keypad: Route the cable through the door hole and align the keypad with the latch.
4. Install the interior assembly: Connect the cable from the exterior keypad to the interior assembly. Secure the interior assembly to the door.
5. Install batteries: Insert 4 AA alkaline batteries (not included) into the battery compartment.
6. Test the lock: Perform a manual test of the deadbolt to ensure smooth operation.

Your browser does not support the video tag. Please update your browser.

Official TEEHO video demonstrating the installation process for the TE002 Fingerprint Door Lock.

OPERATING INSTRUCTIONS

The TEEHO TE002 offers multiple convenient ways to secure and access your property.

Fingerprint Unlock

Unlock your door in approximately 1 second using the biometric fingerprint identification technology. The sensor recognizes your fingerprint in as little as 0.3 seconds.



A user demonstrating the quick fingerprint unlock feature of the TEEHO TE002 lock.

Keypad Entry

The electronic keypad allows for code-based entry. You can program up to 20 unique access codes for family members and regular users.



Up to 21 PIN Codes

20+1 Up to 21 different PIN Codes & 2 Physical keys Unlock



- 20 Fingerprints
- 20 User Codes
- One-time Pin Code
- 2 Physical keys

*Door handle is not included


An overview of the various keyless entry options available with the TEEHO TE002 lock, including PIN codes and fingerprints.

One-Time Code

For temporary access, such as for guests or service providers, you can generate a one-time PIN code. This code is automatically deleted after a single use, enhancing security.



One-Time Password



An illustration of how the one-time password feature works for granting temporary access to the TEEHO TE002 lock.

Auto-Lock and One-Touch Locking

The lock can be set to automatically lock after a period of 10-99 seconds. For immediate locking, simply press and hold any key on the keypad for 2 seconds to activate the one-touch auto-lock feature.

Auto-lock & One-touch Locking

10-99 Seconds Auto Lock & 2 Seconds One-touch Lock



*Door handle is not included

Visual representation of the auto-lock and one-touch locking functionalities of the TEEHO TE002 deadbolt.

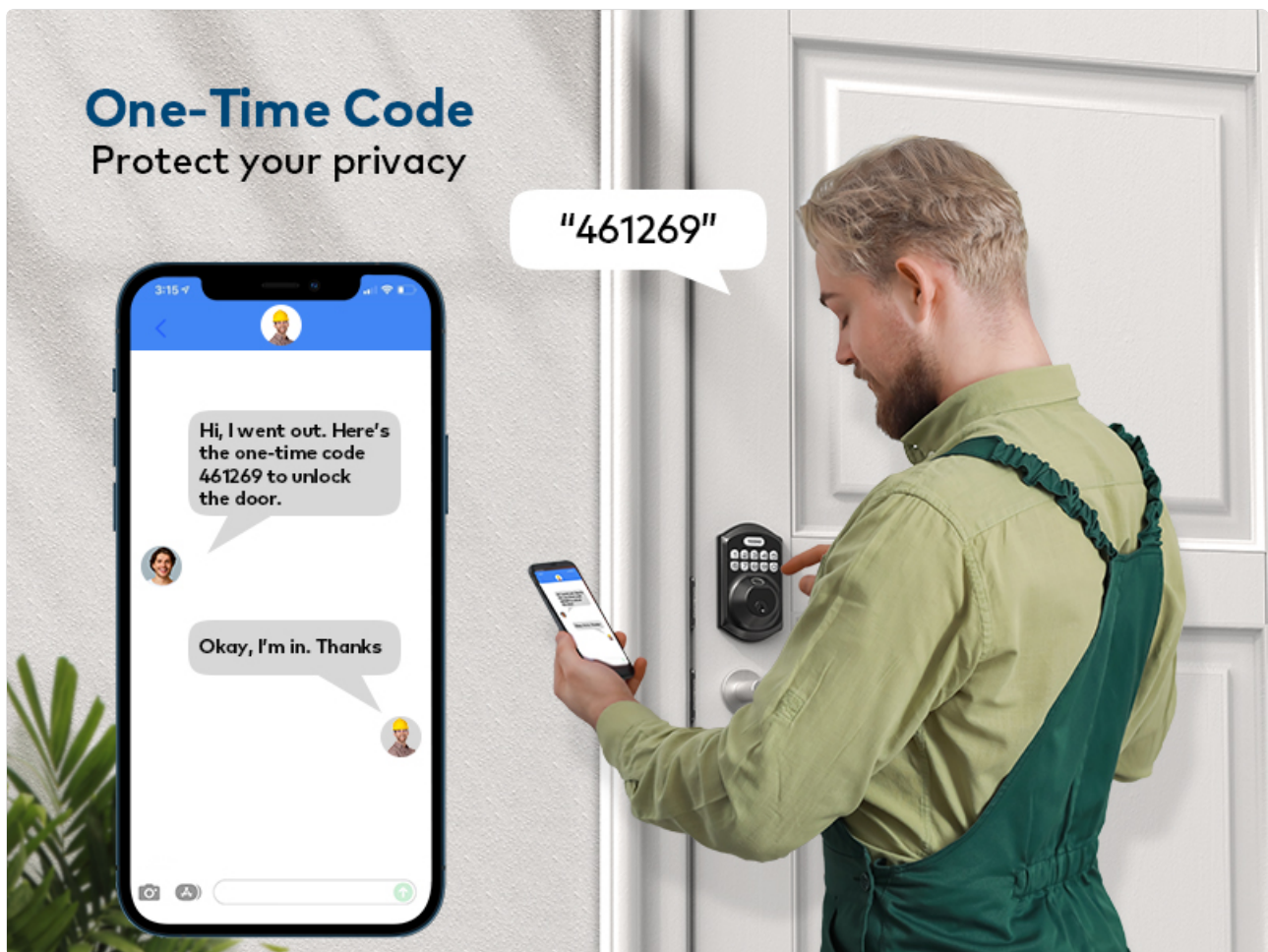
Additional Features

- **Silent Mode:** Mute keypad tones for quiet operation.
- **Vacation Mode:** Disable all user codes and fingerprints for extended periods of absence.
- **Anti-peeping Password:** Enter random digits before or after your actual code to prevent others from guessing your entry code.

MAINTENANCE

Battery Replacement

The TEEHO TE002 lock requires 4 AA batteries (not included). The lock features a battery indicator and will provide a low battery alert when power is below 15%. Replace batteries promptly to ensure continuous operation.



Information on energy conservation and expected battery life (up to 6 months) for the TEEHO TE002 lock, powered by 4 AA batteries.

Cleaning

To maintain the appearance and functionality of your lock, wipe the exterior surfaces with a soft, damp cloth. Avoid using abrasive cleaners or solvents, as these can damage the finish or electronic components.

TROUBLESHOOTING

If you encounter any issues with your TEEHO TE002 lock, refer to the following common troubleshooting tips:

- **Lock not responding:** Check battery levels and replace if necessary. Ensure the interior and exterior units are properly connected.
- **Fingerprint not recognized:** Ensure your finger is clean and dry. Try re-registering your fingerprint if the issue persists.
- **Keypad not lighting up:** Verify battery installation and charge.
- **Auto-lock not engaging:** Check the auto-lock settings and ensure the duration is correctly set.

For more detailed troubleshooting or persistent issues, please contact TEEHO customer support.

PRODUCT SPECIFICATIONS

Feature	Detail
Brand	TEEHO
Model Number	TE002

Color	Matte Black
Material	Stainless Steel, Zinc
Item Dimensions L x W x H	5.12 x 2.95 x 1.3 inches
Item Weight	1 pounds (16 ounces)
Lock Type	Keypad, Fingerprint
Power Source	4 AA Batteries (not included)
Special Features	Battery Indicator, Back-Lit Keypad, Passcode unlock, Fingerprint unlock One-time Access, Auto Lock, One-touch Lock, Anti-peeping Password, Vacation Mode, Mute Mode, Wrong Entry Limit, IP54 Waterproof
Operating Temperature	From -22°F to 158°F
Waterproof Rating	IP54
ANSI Grade	3



Details on the ANSI Grade 3 security rating and various durability tests performed on the TEEHO TE002 lock.

WARRANTY AND SUPPORT

TEEHO is committed to providing excellent customer service and product support for the TE002 Fingerprint Door Lock.

- **Warranty:** TEEHO offers a 1-year warranty on all parts.

- **Customer Commitment:** Enjoy a 30-day customer commitment period.
- **Lifetime After-Sales Service:** Benefit from lifetime after-sales customer service, including online phone support from Monday to Friday 9 AM to 5 PM PST and 24/7 online email service.



An image highlighting TEEHO's commitment to customer satisfaction, including lifetime service and 24/7 fast support.