



Manuals.plus /

- › SAFUEL /
- › SAFUEL 30W PD QC 20000mAh Portable Power Bank Instruction Manual

SAFUEL SA-111

SAFUEL 30W PD QC 20000mAh Portable Power Bank Instruction Manual

Model: SA-111

Brand: SAFUEL

INTRODUCTION

This manual provides essential information for the safe and efficient operation of your SAFUEL 30W PD QC 20000mAh Portable Power Bank. Please read these instructions carefully before use and retain for future reference.

PRODUCT FEATURES

High-Speed Charging

The power bank supports 30W Power Delivery (PD) and Quick Charge (QC) for rapid charging of compatible devices. For example, an iPhone 14 can reach 86% charge in approximately 30 minutes, significantly faster than standard 2.4A chargers.

Only 1% of Power Banks Got 2 USB-C, Both IN&OUT



✓ SAFUEL

✗ Other



- ✓ 2 USB C IN&OUT
- ✓ Charge All Your Devices
- ✓ Recharge Power Bank Itself

- ⚠ 1 USB C INPUT
- ⚠ Fail to Charge Your Devices
- ✓ Recharge Power Bank Itself

Image: Comparison of charging speed for iPhone 14, showing 86% charge with SAFUEL 30W versus 24% with 12W (2.4A) in 30 minutes.

Dual USB-C In & Out Ports

Equipped with two USB-C ports that support both input and output, allowing for versatile charging and recharging. This design accommodates modern USB-C devices like new iPhones, iPads, and MacBooks.

20000mAh for Travel Kit

Always Stay Powered to Next Destination

8.2 iPhone 8
charges

5.4 Samsung S9
charges

3.2 iPad mini
charges

26 AirPods Pro
charges



*data based on internal laboratory testing Actual results may vary

Image: Illustration highlighting the two USB-C In & Out ports on the SAFUEL power bank, contrasting with a single input-only USB-C port on other power banks.

Large Capacity

With a 20,000mAh capacity, the power bank provides multiple charges for various devices, suitable for extended use or travel.

30W Recharge Itself at 4X Faster Speed



SAFUEL 30W



3H**

General 2.4A



12H

** Data based on the test results when charging the power bank with a 30W adapter

Image: Visual representation of 20,000mAh capacity, showing approximate charges for AirPods Pro (26 times), iPhone 8 (8.2 times), and iPad mini (3.2 times).

Rapid Recharging

The bi-directional PD30W USB-C ports enable fast recharging of the power bank itself, achieving 100% charge in approximately 3 hours when using a 30W adapter.

Universal Compatibility

PD 30W

Fast Charge Mode



iPhone 14 /13/12 Series



iPad Series



MacBook Air 2022

PD 20W

Fast Charge Mode



iPhone 11
iPhone X

QC 25W

Fast Charge Mode



Samsung
Google

**SCP
22.5W**

Fast Charge Mode



Huawei

**Small Device
Charge**



Smart Watch
AirPods

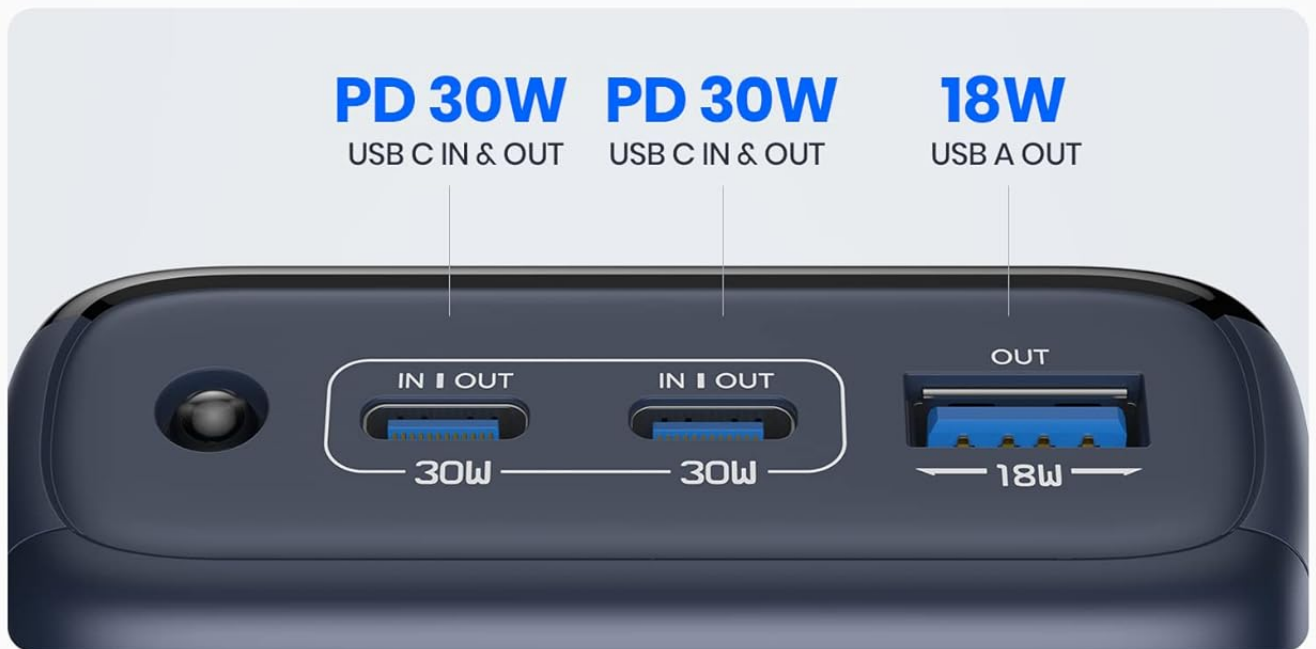



Image: Comparison showing the SAFUEL 30W power bank recharging in 3 hours versus 12 hours for a general 2.4A portable power bank.

Universal Compatibility

Intelligently works with a wide range of devices, from smartphones and tablets to laptops, without requiring manual mode activation.

★★★★★  ★★★★★

3 YEARS Warranty



Packing Box



30W Power Bank



User Guide



USB-C to USB-C Cable



Storage Bag

Image: Chart detailing compatibility with various devices and charging protocols: PD 30W (iPhone 14/13/12 Series, iPad Series, MacBook Air 2022), PD 20W (iPhone 11, iPhone X), QC 25W (Samsung, Google), SCP 22.5W (Huawei), and Small Device Charge (Smart Watch, AirPods).

PACKAGE CONTENTS

Verify that all items are present in the package:

- SAFUEL 30W Power Bank (Model SA-111) x 1
- USB-C to USB-C Cable x 1

- User Manual x 1
- Travel Pouch x 1

30W Fast Charge iPad Pro Up to 42% in 30 Mins



3X
FASTER




Image: Contents of the SAFUEL 30W power bank package, including the power bank, USB-C to USB-C cable, user manual, and travel pouch.

SAFETY INFORMATION

- Do not expose the power bank to extreme temperatures (above 65°C or below 0°C).
- Do not crush, puncture, or incinerate the power bank.

- Keep away from water and high humidity.
- Do not disassemble or attempt to repair the device.
- Use only certified cables and chargers.
- Keep out of reach of children.

SETUP

Initial Charging

Before first use, fully charge the power bank. Connect the provided USB-C to USB-C cable to the IN/OUT USB-C port on the power bank and to a compatible 30W (or higher) USB-C power adapter (not included). The digital display will show the charging progress.

OPERATING INSTRUCTIONS

Charging Devices

Connect your device to one of the available output ports (USB-C IN/OUT, USB-C OUT, or USB-A OUT) using a compatible charging cable. The power bank will automatically begin charging your device. The digital display will show the remaining battery percentage.

Recharging the Power Bank

To recharge the power bank, connect a USB-C power adapter to the IN/OUT USB-C port. For fastest recharging, use a 30W PD compatible adapter. The digital display will flash, indicating that it is charging.

Digital Display

The integrated digital display shows the precise remaining battery percentage of the power bank. Press the power button once to activate the display.

Flashlight Function

This model (SA-111) does not feature a built-in flashlight. Please refer to the product specifications for available features.

SPECIFICATIONS

| Feature | Detail |
|--------------------|--------------------------------|
| Model Number | SA-111 |
| Battery Capacity | 20000mAh |
| Product Dimensions | 13.46 x 7.11 x 2.54 cm |
| Item Weight | 362 g |
| Input (USB-C) | 30W Max (PD) |
| Output (USB-C) | 30W Max (PD) |
| Output (USB-A) | 18W Max |
| Special Features | Digital Display, Fast Charging |
| Battery Type | Lithium Polymer |



Image: Diagram showing the dimensions of the SAFUEL power bank: 19.4cm length, 10.3cm width, 3.2cm thickness.

MAINTENANCE

- Clean the power bank with a dry, soft cloth. Avoid liquid cleaners.
- Store in a cool, dry place away from direct sunlight.
- If not used for extended periods, recharge the power bank every 3 months to maintain battery health.

TROUBLESHOOTING

Device Not Charging

- Ensure the power bank is sufficiently charged.

- Verify that the charging cable is securely connected to both the power bank and your device.
- Try a different charging cable or port.
- Confirm your device is compatible with the power bank's output specifications.

Power Bank Not Recharging

- Check if the charging adapter is working correctly.
- Ensure the USB-C cable is properly connected to the power bank's IN/OUT port and the adapter.
- Try a different USB-C cable or power adapter.

WARRANTY AND SUPPORT

This SAFUEL power bank comes with a 3-year warranty. For warranty claims or technical support, please refer to the contact information provided in the included user manual or visit the official SAFUEL website.



Image: Graphic indicating a 3-year warranty for the SAFUEL power bank.

VISUAL GUIDES / VIDEOS

No official product videos from the seller are available for this specific model.