

HAPPYGRILL B09QMGS6M6

HAPPYGRILL 4-Piece Patio Conversation Set User Manual

Model: B09QMGS6M6

Brand: HAPPYGRILL

PRODUCT OVERVIEW

The HAPPYGRILL 4-Piece Patio Conversation Set offers a contemporary design for outdoor lounging. This set includes a loveseat, two single chairs, and a coffee table, providing comfortable seating for your garden, poolside, porch, or backyard.

The set features soft, breathable cushions that are sponge-padded to maintain their shape and resist water. Cushion covers are removable with a quick zip and are machine washable for easy cleaning.

Constructed with a strong powder-coated steel frame and hand-woven weather-resistant PE rattan wicker in a gradient shade, this furniture set is designed for durability and a stylish appearance. The coffee table is topped with tempered glass, adding a sophisticated touch and providing a stable surface for drinks or decorative items.

The chairs and loveseat feature an ergonomic winged back design and wide armrests for enhanced comfort.



Image: The complete HAPPYGRILL 4-Piece Patio Conversation Set, featuring a loveseat, two single chairs, and a coffee table with a glass top, all in a white finish with light-colored cushions.

COMPONENTS INCLUDED

- 1 x Loveseat
- 2 x Single Chairs
- 1 x Coffee Table
- 3 x Cushions
- 1 x Instruction Manual



Image: A visual breakdown of the set's components, including one loveseat, two single chairs, and one coffee table, each labeled with "X1" or "X2" to indicate quantity.

SETUP AND ASSEMBLY

Assembly of the HAPPYGRILL Patio Conversation Set is designed to be straightforward. Please follow these instructions carefully to ensure proper setup and stability.

1. Unpack all components and verify that all listed parts are present.
2. Begin by loosely installing all screws. **Do not tighten any screws completely until all holes are aligned and all parts are correctly assembled.** This is crucial to prevent misalignment of screw holes and ensure that furniture legs are of equal length.
3. Once all parts are correctly positioned and screws are loosely in place, proceed to tighten all screws securely.
4. Place the tempered glass top onto the coffee table. Ensure it is seated properly.

5. Place the cushions onto the loveseat and single chairs.



Image: The assembled patio set positioned on a patio next to a swimming pool, demonstrating its intended outdoor use.

OPERATING INSTRUCTIONS

This patio conversation set is designed for outdoor use in various settings such as gardens, patios, poolside areas, and backyards. The durable PE rattan and steel frame ensure longevity and stability.

The set is versatile and can be arranged in multiple configurations to fit your space and needs. The cushions provide comfort for extended periods of relaxation.

MAINTENANCE AND CARE

To ensure the longevity and appearance of your HAPPYGRILL patio set, regular maintenance is recommended:

- **Cleaning the Frame and Table:** Wipe the PE rattan and steel frame with a damp cloth. For more stubborn dirt, a mild soap solution can be used, followed by rinsing with clean water.
- **Cushion Care:** The cushion covers are removable via a zipper and are machine washable. For best results, wash on a gentle cycle with cold water and air dry. Avoid using harsh chemicals or bleach, as this may damage the fabric.

- **Weather Protection:** While the set is weather-resistant, covering it during prolonged periods of harsh weather (heavy rain, snow, intense sun) or when not in use can further extend its lifespan.
- **Tempered Glass:** Clean the tempered glass tabletop with a glass cleaner and a soft cloth. Avoid abrasive cleaners or tools that could scratch the surface.

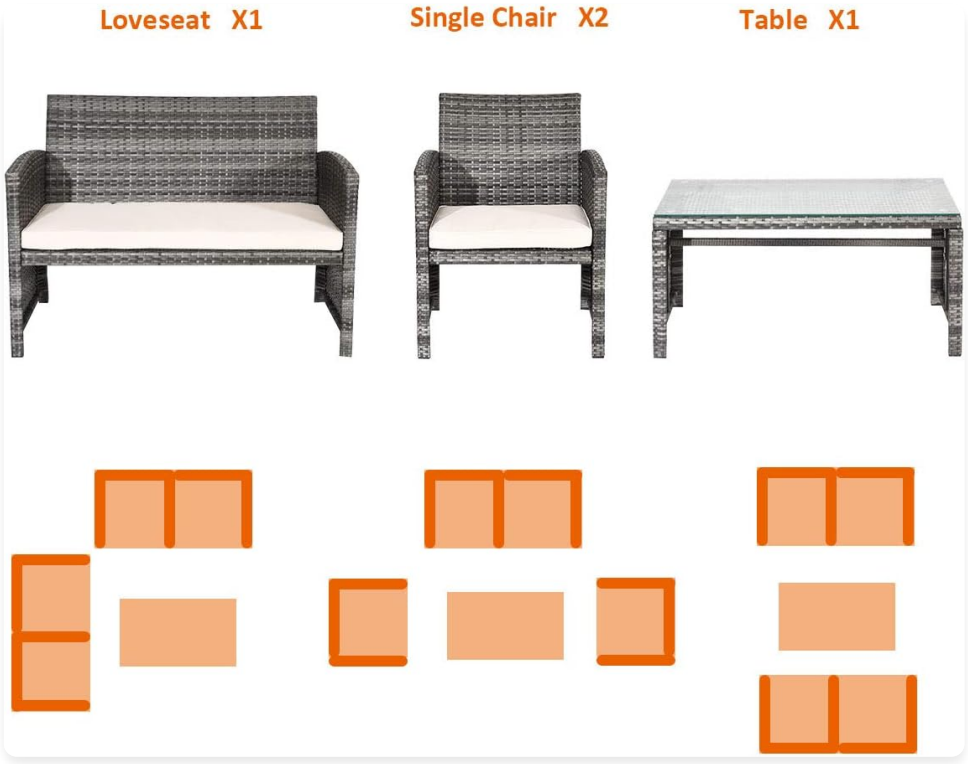


Image: A detailed view of the hand-woven PE rattan and the soft cushion, highlighting the texture and material quality.

TROUBLESHOOTING

- **Issue: Screw holes do not align during assembly.**
Solution: Ensure all screws are only partially installed and loose before attempting to fully tighten any. This allows for minor adjustments to align all parts correctly. Once all components are in place, then proceed to fully tighten all screws.
- **Issue: Furniture legs are uneven or the table is wobbly.**
Solution: This can occur if screws were tightened prematurely during assembly. Loosen all screws on the affected piece, ensure the furniture is on a flat, level surface, and gently press down on the piece to settle it. Then, re-tighten all screws evenly.
- **Issue: Cushions appear thin or flat over time.**
Solution: While cushions are designed to be resilient, prolonged use can affect their loft. Fluffing the cushions regularly can help restore their shape. Ensure they are completely dry after cleaning to prevent mildew.

PRODUCT SPECIFICATIONS

Attribute	Detail
Material	PE Rattan, Steel, Fabric, Sponge
Single Sofa Dimensions (L x W x H)	23.5" x 25" x 31"
Loveseat Dimensions (L x W x H)	43.5" x 25" x 31"
Coffee Table Dimensions (L x W x H)	35" x 18" x 17.5"
Loveseat Capacity	800 Lbs
Single Chair Capacity	400 Lbs
Coffee Table Capacity	800 Lbs
Item Weight	82 pounds
Color	White
Product Care Instructions	Wipe with Damp Cloth





Image: Detailed dimensional drawings for the loveseat, single chair, and coffee table, including height, width, and depth measurements.

WARRANTY AND SUPPORT

For any questions regarding your HAPPYGRILL 4-Piece Patio Conversation Set, please contact HAPPYGRILL customer support. Information regarding returns and additional support can typically be found on the retailer's website where the product was purchased.

This product is sold by HAPPYGRILL and is returnable until January 31, 2026, as per current retail policies. Please retain your proof of purchase for any warranty claims or support inquiries.

Related Documents - B09QMGS6M6

	<p>Rockford Public Schools Purchase Order Report (July 6 - August 9, 2024)</p> <p>Detailed purchase order report from Rockford Public Schools covering July 6 to August 9, 2024, listing vendors, items, and costs.</p>
---	---