

IFB SENORITA SXS 6510

IFB 6.5 Kg 5 Star Front Load Washing Machine SENORITA SXS 6510 User Manual

Model: SENORITA SXS 6510

1. PRODUCT OVERVIEW

The IFB SENORITA SXS 6510 is a fully-automatic front load washing machine designed for optimal wash quality, energy efficiency, and water conservation. With a 6.5 kg capacity, it is suitable for small families, singles, or couples. This model boasts a 5-star energy rating, ensuring best-in-class efficiency.

Key features include a 1000 RPM spin speed for faster drying, 10 diverse wash programs, and advanced technologies like 2X Power Steam for deep cleaning and Aqua Energie for water softening and improved detergent action. The innovative stainless steel crescent moon drum design provides a gentle yet effective wash, protecting fabrics.



Figure 1: IFB SENORITA SXS 6510 Front Load Washing Machine with 2X Steam Cycle feature.

2. SETUP AND INSTALLATION

Before operating your IFB washing machine, ensure proper installation. The machine is designed for undercounter installation. It requires a 220 Volts power supply.

2.1 Unpacking and Placement

- Carefully unpack the washing machine. Retain all packaging materials for future transport or service.
- Ensure the machine is placed on a firm, level surface to prevent excessive vibration during operation.
- Remove all transit bolts from the rear of the machine. Refer to the included user manual for detailed instructions on transit bolt removal.

2.2 Water and Drain Connections

- Connect the inlet pipe to a cold water tap with a standard 3/4-inch thread. Ensure the connection is secure to prevent leaks.
- Position the drain hose into a suitable drain or sink, ensuring it is not kinked or blocked. The protective rat mesh cover should be installed to prevent rodent entry.

2.3 Electrical Connection

- Plug the power cord into a grounded 220V AC power outlet.
- The machine features High-Low Voltage Protection, but it is recommended to use a voltage stabilizer in areas prone to significant power fluctuations.

3. OPERATING INSTRUCTIONS

The IFB SENORITA SXS 6510 offers a variety of wash programs and features controlled via a Smart LED Lit Programme Selector Knob and Digital Display.

3.1 Loading Laundry

- Open the front load door and load clothes loosely into the drum. Do not overload the machine.
- For optimal results, sort laundry by fabric type, color, and soil level.
- The Laundry Add feature allows you to add forgotten garments during the wash cycle, provided the water level and temperature are safe.

3.2 Adding Detergent and Additives

- Add the appropriate amount of detergent to the main wash compartment of the dispenser drawer.
- Add fabric softener or other additives to their designated compartments.
- The Aqua Energie device helps in better detergent action and color protection by softening water.

3.3 Selecting a Wash Program

Turn the Programme Selector Knob to choose from the 10 available wash programs:

- **Cradlewash for Delicates:** Gentle wash for delicate fabrics.
- **Baby Wear:** Specialized program for baby clothes.
- **Mixed/Daily/Soiled:** For everyday mixed loads.
- **Cotton Normal:** Standard wash for cotton items.
- **Synthetic:** For synthetic fabrics.
- **Express Wash:** Quick wash cycle for lightly soiled items.
- **Cotton Eco Plus:** Energy-efficient cotton wash.

- **Woollens:** Gentle cycle for wool garments.
- **Spin Dry/Drain:** For draining water and spinning clothes.
- **Rinse+Spin:** For rinsing and spinning clothes without a wash cycle.



Figure 2: Control panel highlighting features like Laundry Add, Time Saver, and Auto Diagnosis.

3.4 Adjusting Temperature and Other Options

- The inbuilt heater allows for temperature selection: Hot, Warm, or Cold.
- Utilize the 2X Power Dual Steam Cycle for enhanced cleaning and germ removal.
- Other features include Time Saver, Child Lock, and Auto Restart.

4. MAINTENANCE

Regular maintenance ensures the longevity and optimal performance of your IFB washing machine.

4.1 Cleaning the Detergent Dispenser

- Periodically remove and clean the detergent dispenser drawer to prevent residue buildup. Rinse with warm water.

4.2 Drum Cleaning

- Utilize the Auto Tub Clean feature regularly to maintain drum hygiene and prevent odor buildup.
- Consider using a descaling powder every few months, especially in hard water areas, to prevent limescale accumulation.

4.3 Exterior Cleaning

- Wipe the exterior of the machine with a soft, damp cloth. Avoid abrasive cleaners.
- Ensure the protective rat mesh is intact and free from damage.

5. TROUBLESHOOTING

This section provides solutions to common issues you might encounter.

Problem	Possible Cause / Solution
Machine does not start	Check power supply. Ensure door is fully closed. Verify program selection.
Excessive vibration during spin cycle	Ensure machine is level and all transit bolts are removed. Redistribute laundry evenly inside the drum. The Auto Imbalance Control feature will attempt to correct this.
Water leakage	Check inlet and drain hose connections for tightness. Ensure drain hose is not blocked.
Excessive foam	Too much detergent used. Reduce detergent quantity. The Foam Detection system will manage this.
Machine stops mid-cycle	Could be due to power fluctuation (Auto Restart will attempt to resume). Check for error codes on the Digital Display. The Self Diagnosis feature can help identify issues.

For issues not listed here or persistent problems, please contact IFB customer support.

6. PRODUCT SPECIFICATIONS

Specification	Value
Brand	IFB
Model	SENIORITA SXS 6510
Capacity	6.5 Kilograms
Annual Energy Consumption	240 Kilowatt Hours

Specification	Value
Maximum Rotational Speed	1000 RPM
Noise Level	42 dB
Installation Type	Undercounter
Colour	Silver
Control Console	Knob
Access Location	Front Load
Voltage	220 Volts
Material	Stainless Steel
Item Weight	60 kg
Item Dimensions (LxWxH)	51.8 x 59.7 x 87.5 Centimeters
Included Components	Washing Machine, Drain Hose, Inlet Pipe, User Manual+Warranty Card, Clip Ring, Screw Fitting, Protective Rat Mash Cover

7. WARRANTY AND SUPPORT

IFB provides comprehensive support for your washing machine.

7.1 TRISHIELD PROTECTION

- **4 Years Comprehensive Warranty:** Covers the entire machine.
- **10 Years Motor Warranty:** Specific warranty for the motor.
- **10 Years Spares Support:** Assurance of spare parts availability for a decade.

IFB

Built to Last



Figure 3: Visual representation of IFB's Tri-Shield Protection warranty.

7.2 IFB CARE Service and Support

IFB offers best-in-class service and support at your doorstep.

- **24x7 Help:** Available on call or via AI chat.
- **On-site Repairs:** Experienced technicians provide service at your location.
- **Extensive Network:** Over 6100 service experts and 1250+ service centers covering 19000+ pin-codes.

7.3 Contact Information

- **Phone (Sales/Service):** 9231004321, 08045845678
- **Email:** customerservice@ifbglobal.com

IFB CARE

Best in class Service and Support
at your **DOORSTEP**



24x7 help on call or AI chat



On-site repairs



6100+ service experts

1250+
Service
Centers

19000+
Pin-codes



9231004321



08045845678



customerservice@ifbglobal.com

Figure 4: IFB Care contact details and service network information.


8. ADVANCED FEATURES VISUAL GUIDE



Power Steam: Reduces wrinkles, ensures 99.99% germ-free wash, and offers multiple steam wash programs.



Aqua Energie: Converts hard water to soft, improving detergent action and color protection.









Crescent Moon Drum: Creates a gentle water cushion, preventing fabric damage.



Cradle Wash: Ideal for delicate clothes, ensuring a gentle yet thorough wash.

No official product videos with 'Seller' creator type were found in the provided data for embedding.

Related Documents - SENORITA SXS 6510

	<p>IFB Washing Machine User Manual: DIVA, ELENA, SENORITA Series</p> <p>Comprehensive user manual for IFB washing machines, covering installation, operation, maintenance, troubleshooting, and safety guidelines for DIVA VXN/GXN/SXN/SBN/MSN/MXN/MBN 6010, ELENA SXN/GXN/MSN 6510, and SENORITA SXN/MSN/GXN/BXN 6512 models.</p>
	<p>IFB Elite Plus WSS 7012 Front Load Washing Machine User Manual</p> <p>User manual for the IFB Elite Plus WSS 7012 front load washing machine, providing detailed information on installation, operation, safety guidelines, maintenance, and troubleshooting.</p>
	<p>IFB Diva Aqua Washing Machine User Manual - Installation, Operation, and Troubleshooting Guide</p> <p>Comprehensive user manual for IFB Diva Aqua washing machines (VSS/SXS/BXS/SBS/GXS/GBS/MXS/MSS models). Covers installation, operation, maintenance, troubleshooting, and technical specifications.</p>
	<p>IFB Diva Aqua Washing Machine User Manual - Models 6008, 6010, 7010</p> <p>Comprehensive user manual for IFB Diva Aqua front-load washing machines, covering essential safety guidelines, installation procedures, operational instructions, and maintenance tips for models 6008, 6010, and 7010.</p>
	<p>IFB Washing Machine User Manual: Comprehensive Guide for Elena, Elite, and Senator Models</p> <p>Explore the IFB Washing Machine User Manual for detailed instructions on operating your Elena, Elite, and Senator models. Learn about installation, programs, wash options, maintenance, and troubleshooting for optimal performance.</p>
	<p>IFB Senator 6kg / Senator 6kg Aqua Energie Washing Machine Operating Manual</p> <p>Comprehensive operating manual for the IFB Senator 6kg and Senator 6kg Aqua Energie washing machines, covering installation, operation, maintenance, and troubleshooting.</p>