



[Manuals.plus](#) /

› [Sojag](#) /

› Sojag Portland 10' x 12' Wall-Mounted Hardtop Gazebo Instruction Manual

## Sojag 500-9165470

# Sojag Portland 10' x 12' Wall-Mounted Hardtop Gazebo Instruction Manual

Model: 500-9165470

## 1. INTRODUCTION

---

This manual provides comprehensive instructions for the assembly, operation, and maintenance of your Sojag Portland 10' x 12' Wall-Mounted Hardtop Gazebo. This functional sun shelter is designed to extend your living space outdoors, offering protection from various elements. It features a durable powder-coated aluminum frame, galvanized steel roof panels, nylon mosquito netting, and polyester panel curtains for privacy and sun protection. Please read this manual thoroughly before beginning assembly or use.

## 2. SAFETY INFORMATION

---

- Always ensure the gazebo is properly anchored to a stable foundation.
- Remove any snow accumulation from the gazebo roof to maintain its durability and stability.
- Assembly requires approximately 5 hours with 2 people and should be done with caution, following the provided instructions.
- The Portland gazebo meets CPAI-84 flame-resistant international safety standards.

## 3. PARTS LIST

---

Your Sojag Portland Gazebo package includes the following components:

- Gazebo structure components (frame, posts)
- Gazebo roof kit (galvanized steel panels)
- Mosquito netting kit (nylon)
- Gazebo curtain kit (polyester panels)
- All necessary hardware for assembly

- Detailed assembly instructions (separate document)

Please verify all parts are present and undamaged before beginning assembly. Refer to the separate assembly instructions for a complete list of individual components and diagrams.

## 4. SETUP AND ASSEMBLY

---

Assembly of the Sojag Portland Gazebo typically requires two people and approximately 5 hours. It is recommended to have basic tools available, such as an electric drill with appropriate attachments. The gazebo is designed for wall-mounting to your home's exterior wall. Ensure the chosen location is level and provides a stable foundation for anchoring.

### Key Assembly Steps:

1. Unpack all components and verify against the parts list.
2. Assemble the main frame structure according to the detailed diagrams in the separate assembly manual.
3. Attach the galvanized steel roof panels, ensuring proper alignment for water drainage.
4. Mount the gazebo securely to your home's exterior wall and anchor it to the ground.
5. Install the nylon mosquito netting and polyester privacy curtains using the integrated double-track system.

For detailed, step-by-step instructions and diagrams, please consult the dedicated assembly manual included with your product.

## 5. OPERATING INSTRUCTIONS

---

The Sojag Portland Gazebo is designed for ease of use and versatility:

- **Mosquito Netting:** The included nylon mosquito netting can be easily deployed or retracted using the double-track system to provide protection from insects.
- **Privacy Curtains:** The polyester panel curtains offer additional privacy and sun protection. They operate on a separate track, allowing for simultaneous use with the mosquito netting.
- **Year-Round Use:** The durable powder-coated aluminum frame and galvanized steel roof are designed to withstand various weather conditions, allowing the gazebo to remain installed year-round.

## 6. MAINTENANCE

---

To ensure the longevity and optimal performance of your Sojag Portland Gazebo, follow these maintenance guidelines:

- **Snow Removal:** Sojag recommends removing any accumulation of snow from the roof to prevent structural damage and preserve durability.
- **Cleaning:** Clean the aluminum frame and steel roof panels with mild soap and water. Avoid abrasive cleaners that could damage the finish.
- **Fabric Care:** The nylon mosquito netting and polyester curtains can be cleaned according to their specific care instructions, typically involving gentle washing.
- **Anchoring:** Periodically check the anchoring points to ensure the gazebo remains securely fastened to the ground and the wall.

## 7. TROUBLESHOOTING

---

If you encounter issues with your Sojag Portland Gazebo, consider the following:

- **Leaks:** Ensure all roof panels are correctly installed and sealed. Check for any gaps or misalignments that could allow

water penetration.

- **Stability Issues:** Verify that the gazebo is properly anchored to a stable foundation and securely mounted to the wall. High winds can affect stability if not correctly installed.
- **Difficulty with Netting/Curtains:** Check the double-track system for obstructions or damage. Ensure the fabric is properly aligned within the tracks.

For further assistance, please contact Sojag customer support.

## 8. SPECIFICATIONS

---

Feature	Detail
Brand	Sojag
Model Number	500-9165470
Product Dimensions (L x W x H)	143.1" x 117.5" x 94.5" (12' L x 10' W x 8' H)
Item Weight	118 Kilograms (262.4 lbs)
Frame Material	Powder-Coated Aluminum
Roof Material	Galvanized Steel Panels
Water Resistance Level	Water Resistant
Ultraviolet Light Protection	Yes
Shape	Rectangular
Occupancy	6-8 people
Assembly Required	Yes
Color	Dark Brown
GTIN	772830165470

## 9. WARRANTY AND SUPPORT

---

Your Sojag Portland Gazebo comes with a **1-year limited warranty**. For warranty claims, replacement parts, or technical support, please contact Sojag customer service. Keep your purchase receipt and model number (500-9165470) readily available for faster service.

## 10. PRODUCT IMAGES

---




The Sojag Portland Wall-Mounted Hardtop Gazebo, featuring dark brown curtains and an outdoor dining setup on a deck.



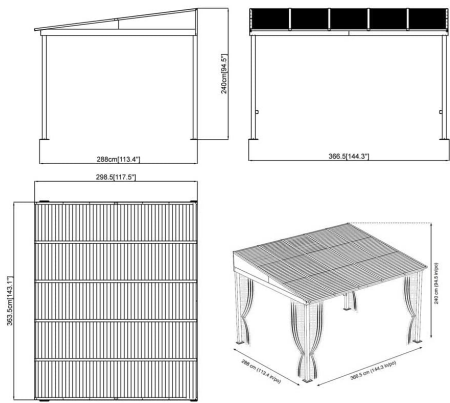
An overview of the Sojag Portland Gazebo, showing its wall-mounted design and shaded dining space.



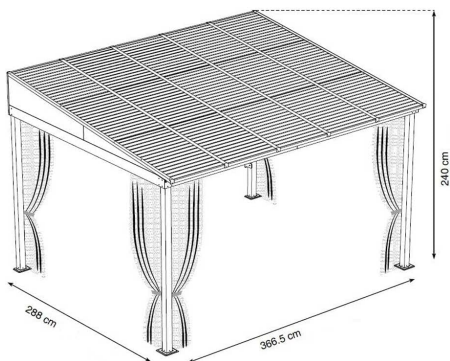
A detailed view of the durable galvanized steel roof panels, designed for weather resistance.



The robust internal structure of the gazebo roof, highlighting its support system.



Technical drawing illustrating the front and side dimensions of the gazebo for planning and installation.



An isometric technical drawing providing overall dimensions of the gazebo.

## 11. OFFICIAL PRODUCT VIDEOS

---

### Sojag Marketing Video

This video provides an overview of Sojag's range of outdoor shelters, including gazebos, pergolas, and solariums, highlighting their premium materials and design features. It showcases various setups and uses for Sojag products in different backyard environments.