

MINISO B09QGLLN7D

MINISO 7.9-inch Minions Bob Stuffed Animal Plush Toy Instruction Manual

Model: B09QGLLN7D

1. INTRODUCTION

Thank you for choosing the MINISO 7.9-inch Minions Bob Stuffed Animal Plush Toy. This product is an officially licensed Minions item, designed for comfort and companionship. This manual provides essential information regarding its features, care, and specifications to ensure proper enjoyment and longevity of your plush toy.



Image 1.1: Front view of the MINISO 7.9-inch Minions Bob Stuffed Animal Plush Toy, featuring its iconic yellow body, blue overalls, and goggles.

2. FEATURES

The MINISO Minions Bob Plush Toy offers several key features:

- **Lightweight Design:** Made from soft polyester fabric, weighing approximately 167g (5.6 ounces), making it easy to carry.
- **Durable Material:** Constructed with washable fabric that resists deformation.
- **Compact Size:** Measures 5.1 x 3.9 x 7.9 inches (L*W*H), suitable for various uses.
- **Officially Licensed:** Authentic Minions IP design by MINISO, featuring an adorable facial expression.
- **Soft and Fully Stuffed:** Provides a comfortable and huggable experience.




Image 2.1: Visual representation of the plush toy's dimensions: 7.9 inches in height, 3.9 inches in width, and 5.1 inches in length.



Image 2.2: Detailed views highlighting the toy's cute facial expression, good stitching, and compact body design.



Image 2.3: A hand demonstrating the soft, fully stuffed interior of the plush toy.



Image 2.4: Rear view of the plush toy, showing the details of its blue overalls from behind.

3. SETUP

The MINISO Minions Bob Plush Toy requires minimal setup. Upon receiving the product:

1. **Unboxing:** Carefully remove the plush toy from its packaging.
2. **Initial Inspection:** Check for any tags or protective coverings. Remove all tags before giving the toy to a child. Inspect the toy for any loose threads or damage.
3. **Fluffing:** Gently pat and reshape the plush toy to restore its original form, as it may be compressed during shipping.

4. OPERATING INSTRUCTIONS

This plush toy is designed for various forms of interaction and display:

- **Play:** Suitable for imaginative play for children and toddlers.
- **Comfort:** Can be used as a soft pillow or a comforting companion for sleeping or travel.
- **Decoration:** Ideal for decorating living rooms, bedrooms, nurseries, or cars.



Image 4.1: The plush toy depicted as lightweight, a back cushion, a companion, and home decor, illustrating its versatile uses.

Your browser does not support the video tag.

Video 4.1: An official MINISO video showcasing the Minions plush toy in a retail environment, demonstrating its appearance and appeal.

5. MAINTENANCE

To maintain the quality and cleanliness of your MINISO Minions Bob Plush Toy, follow these guidelines:

- **Spot Cleaning:** For minor stains, use a damp cloth with mild soap. Gently rub the affected area and then blot dry.
- **Hand Washing:** For a more thorough clean, hand wash the plush toy in cool water with a gentle detergent. Rinse thoroughly and gently squeeze out excess water.
- **Drying:** Air dry the plush toy completely. Avoid direct sunlight or high heat, which can damage the fabric. Do not machine dry.
- **Avoid Bleach:** Do not use bleach or harsh chemicals, as these can discolor or damage the material.
- **Regular Dusting:** Periodically dust the plush toy to prevent accumulation of dirt.

6. TROUBLESHOOTING

If you encounter any issues with your plush toy, consider the following:

- **Compressed Appearance:** If the toy appears flattened after unboxing, gently fluff and reshape it by hand. The stuffing will expand over time.
- **Loose Threads or Stitching:** While the product is designed for durability, occasionally a loose thread may appear. Carefully trim any loose threads with scissors. If stitching appears to be coming undone, gentle hand-stitching may be required.
- **Goggle Adhesion:** In rare cases, the goggles may show signs of adhesive. This is typically a manufacturing artifact and does not affect the toy's functionality or safety. Avoid picking at the adhesive to prevent damage.
- **Odor:** A new product may have a slight manufacturing odor. Allow the toy to air out in a well-ventilated area for a few hours.

7. SPECIFICATIONS




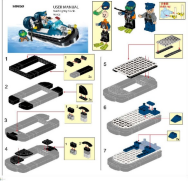


Attribute	Detail
Brand	MINISO
Model	Minions Bob Stuffed Animal Plush Toy
Product Dimensions	5.1 x 3.9 x 7.9 inches (L x W x H)
Item Weight	5.6 ounces (167g)
Material	Polyester Fabric
Recommended Age	13 - 18 years (Manufacturer Recommended)
ASIN	B09QGLLN7D

8. WARRANTY AND SUPPORT

Specific warranty information for the MINISO 7.9-inch Minions Bob Stuffed Animal Plush Toy is not provided in the product data.

For any product-related inquiries, support, or to inquire about warranty details, please contact MINISO customer service directly or visit the official MINISO website. You may also refer to the retailer's return and exchange policies.

MINISO Official Store: [Visit the MINISO Store on Amazon](#)

	<p>MINISO Minions TWS Wireless Earphones - Product Overview and Specifications</p> <p>Discover the MINISO Minions Collection TWS Wireless Earphones, featuring Bluetooth connectivity and a fun Minions design. This document provides an overview, specifications, and regulatory information for these consumer electronics.</p>
	<p>MINISO M3102-5 Building Toy Blocks User Manual</p> <p>Detailed assembly guide for the MINISO M3102-5 transforming building toy blocks. Learn how to construct the vehicle and robot modes step-by-step.</p>
	<p>MINISO Smart Audio Glasses User Manual</p> <p>User manual for MINISO Smart Audio Glasses, detailing setup, pairing, call handling, music control, voice commands, remote camera, charging, and FCC compliance information.</p>
	<p>MINISO M1903 Building Toy Blocks Hovercraft Assembly Instructions</p> <p>Detailed, step-by-step assembly guide for the MINISO M1903 Building Toy Blocks hovercraft model, including parts identification and assembly sequences.</p>
	<p>MINISO-M06 Bluetooth Earphones User Manual</p> <p>Comprehensive user manual for MINISO-M06 Bluetooth earphones, covering setup, operation, safety precautions, troubleshooting, and technical specifications. Learn how to pair, control playback, and use voice assistants.</p>
	<p>MINISO Remote Control Car User Manual and FCC Information</p> <p>User manual for the MINISO remote control car, manufactured by GuangDong XinYu Technology Industrial Co.,Ltd. Includes operating instructions, battery information, maintenance tips, and FCC compliance details for models 069XQ24G and 2BEX8069XQ24G.</p>