

## Timex TW2V213009J

# Timex Men's Easy Reader Watch 43mm - Instruction Manual

Model: TW2V213009J

## INTRODUCTION

---

This manual provides essential information for the setup, operation, and maintenance of your Timex Men's Easy Reader 43mm watch. Please read these instructions carefully to ensure proper use and longevity of your timepiece.

## SETUP

---

### Setting the Time

To set the time on your Timex Easy Reader watch, locate the crown on the side of the watch case. Gently pull the crown outwards until it clicks. This will stop the movement of the watch hands. Rotate the crown to adjust the hour and minute hands to the desired time. Once the time is set, push the crown back into its original position to restart the watch movement and secure the setting.



Image: Side view of the Timex Easy Reader watch, highlighting the crown used for setting the time.

### **Adjusting the Leather Strap**

The watch features an adjustable brown 20mm genuine leather strap designed to fit a wrist circumference of up to 8 inches. To adjust the strap, simply thread the end of the strap through the buckle and secure it using the appropriate hole for a comfortable fit. Ensure the strap is not too tight or too loose to prevent discomfort or damage to the watch.





Image: Back view of the Timex Easy Reader watch, showing the genuine leather strap and buckle mechanism.

## OPERATING

---

### Reading the Time

The Timex Easy Reader watch is designed for clear readability, featuring a cream-colored dial with bold black full Arabic numerals and black hands. This design ensures that the time can be easily read at a glance.



Image: The Timex Easy Reader watch worn on a wrist, demonstrating the large, clear Arabic numerals on the dial for easy time reading.























## Indiglo Light-Up Dial

Your Timex Easy Reader watch is equipped with the Indiglo light-up dial feature. To activate the Indiglo backlight, press and hold the crown. The entire dial will illuminate, allowing you to read the time in low-light conditions.

## Water Resistance

This watch is water resistant to 50 meters (165 feet). This rating generally means the watch is suitable for short periods of recreational swimming. It is not recommended for diving or snorkeling. To maintain water resistance, do not press any buttons under water.

## DEGREE OF WATER RESISTANCE OF TIMEX® WATCHES

	 Rain Resistant	 Light Swimming	 Snorkeling	 Poolside Diving	 Surfing	 Recreational Scuba Diving
<b>30 METERS</b> 98 FEET 60 ATMS						
<b>50 METERS</b> 164 FEET 86 ATMS						
<b>100 METERS</b> 328 FEET 160 ATMS						
<b>200 METERS</b> 656 FEET 284 ATMS						

Watches labeled water-resistant without a depth indicated can withstand splashes and rain, but should not be submerged.  
To maintain water resistance, do not press any buttons under water unless your watch is indicated as 200 meter water resistant.

TIMEX

Image: A chart detailing Timex watch water resistance levels, indicating that 50 meters is suitable for light swimming but not diving or snorkeling.

## MAINTENANCE

### General Care

To keep your watch in optimal condition, wipe the case and crystal with a soft, dry cloth regularly. Avoid exposing the watch to extreme temperatures, direct sunlight for prolonged periods, or harsh chemicals. The genuine leather strap should be kept dry and clean to prevent damage and prolong its life.

### Battery Replacement

The watch is powered by 1 Lithium Metal battery (included). When the watch stops or the Indiglo feature dims significantly, it indicates that the battery needs replacement. Battery replacement should ideally be performed by a qualified watch technician to ensure the water resistance seal is maintained.

## TROUBLESHOOTING

### Time Not Moving or Incorrect

If the watch hands are not moving or the time is incorrect, first check if the crown is fully pushed in. If the crown is pulled out, the watch will not operate. If the crown is properly seated and the watch is still not functioning, the battery may need to be replaced.

### Indiglo Not Working

If the Indiglo light-up dial does not activate when the crown is pressed, the battery level may be low.



Replace the battery as described in the Maintenance section.

## Water Damage

If the watch shows signs of water intrusion (e.g., condensation under the crystal), immediately take it to a qualified watch repair center. Avoid further exposure to water. Remember that the watch is water resistant to 50 meters, but not suitable for diving or snorkeling, and buttons should not be pressed underwater.

## SPECIFICATIONS

---

- **Model Number:** TW2V213009J
- **Case Diameter:** 43mm
- **Case Material:** Silver-tone brass
- **Crystal Material:** Mineral glass
- **Strap Material:** Brown genuine leather (20mm)
- **Dial Color:** Cream with bold black Arabic numerals
- **Movement:** Quartz
- **Water Resistance:** 50 meters (165 feet)
- **Special Features:** Indiglo light-up dial
- **Battery:** 1 Lithium Metal battery (included)
- **Item Weight:** 1.92 ounces
- **Date First Available:** January 12, 2022

## WARRANTY AND SUPPORT

---

Your Timex watch is covered by a manufacturer's warranty. For detailed warranty information, service, or support, please refer to the documentation included with your purchase or visit the official Timex website. You can also find more information and products at the [Timex Store](#).