

xtremtec XT300

# xtremtec XT300 Wireless Earbuds User Manual

Model: XT300 | Brand: xtremtec

## 1. PRODUCT OVERVIEW

The xtremtec XT300 Wireless Earbuds are designed to provide a high-quality audio experience with advanced features such as Active Noise Cancellation (ANC), Environmental Noise Cancellation (ENC), and Transparency Mode. These earbuds offer immersive sound with powerful bass and clear calls, suitable for various activities including listening to music, making phone calls, exercising, and gaming.



Image: The xtremtec XT300 Wireless Earbuds in their open charging case, showcasing the sleek white design.

### What's Included:

- XT300 Wireless Earbuds
- Wireless Charging Case
- USB A-to C Cable
- Rubber Ends (S/M/L)

## 2. SETUP

### 2.1. Initial Charging

Before first use, ensure the earbuds and charging case are fully charged. Connect the provided USB A-to C cable to the charging port on the case and a power source. The blue light on the case will blink while charging and become solid blue when fully charged. The earbuds themselves will show a red light while charging inside the case, which will turn off when they are fully charged.

## Wireless Charging

Protects the battery from being overcharged for safety, and controls the temperature while charging to reduce battery aging.



Image: The xtremtec XT300 charging case being charged wirelessly, illustrating its charging capability.

### 2.2. Pairing

The XT300 earbuds feature one-step pairing. Simply open the charging case and remove the earbuds. They will automatically enter pairing mode and connect to the last paired device. If pairing for the first time, enable Bluetooth on your device and select 'XT300' from the list of available devices.

# One-Step Pairing

Easy to pair and re-connect quickly.



Image: The xtremtec XT300 earbuds next to a smartphone displaying a successful Bluetooth connection, demonstrating the one-step pairing feature.

## 3. OPERATING INSTRUCTIONS

### 3.1. Wearing the Earbuds

Gently insert the earbuds into your ears and twist slightly to ensure a snug and secure fit. The earbuds are designed to stay in place during active use.



Image: A close-up view of an earbud properly seated in an ear, highlighting its comfortable and secure fit.

### 3.2. Sound Modes (Active Noise Cancellation, Transparency, Normal)

The XT300 earbuds offer three distinct sound modes:

- **Active Noise Cancellation (ANC):** Long-press the Multi-Function Button (MFB) on the left earbud for 3 seconds to activate. This mode significantly reduces ambient noise, allowing you to focus on your audio.
- **Transparency Mode:** Cycle through modes by long-pressing the MFB. This mode allows you to hear your surroundings clearly while still enjoying your audio, maintaining awareness of your environment.
- **Normal Mode:** Cycle through modes by long-pressing the MFB. This mode provides standard audio without active noise cancellation or transparency features. The earbuds can intelligently switch to Environmental Noise Cancellation (ENC) during phone calls to ensure clear communication.

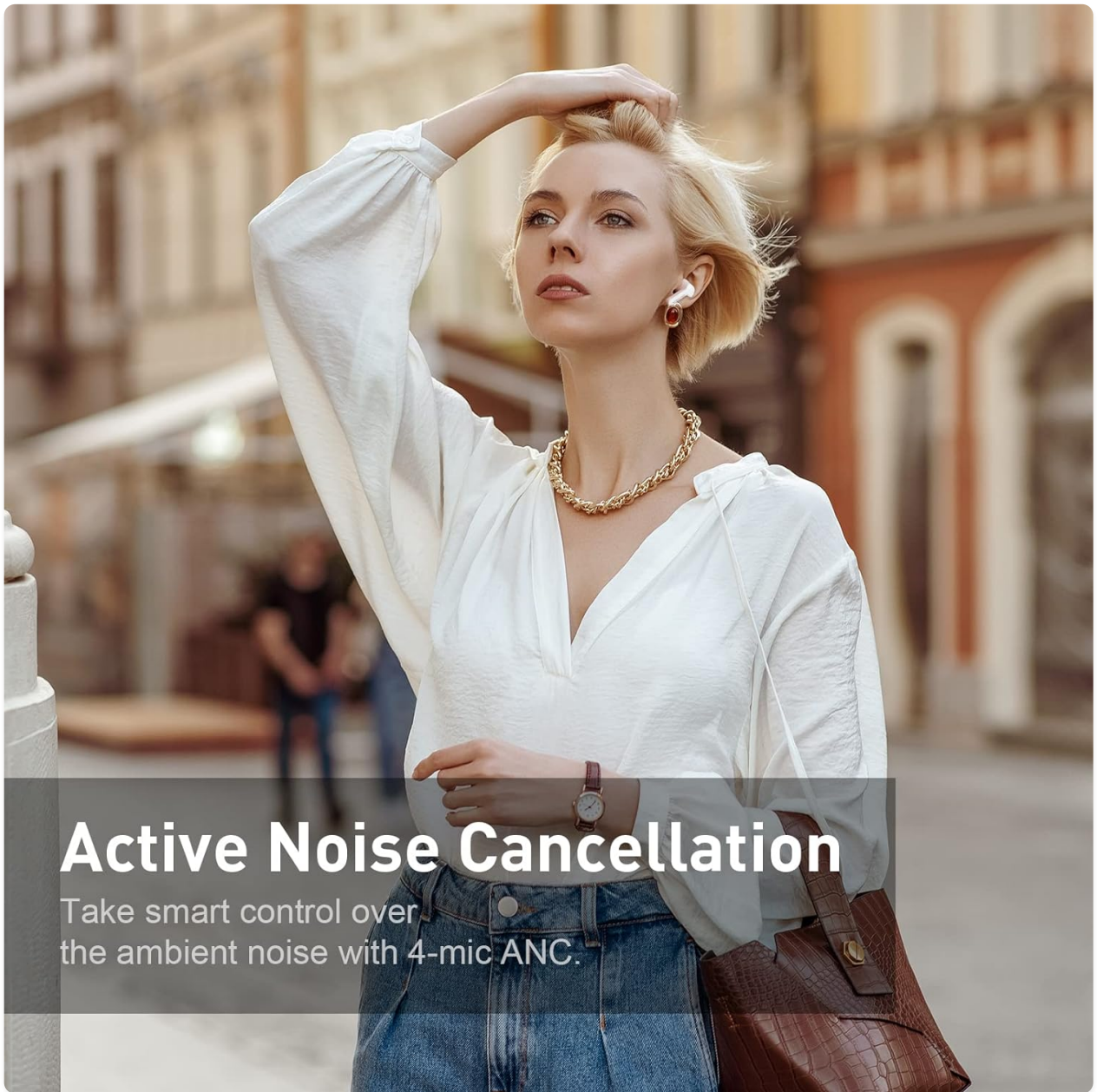


Image: A woman wearing the earbuds in an urban setting, with text indicating Active Noise Cancellation is enabled, demonstrating the noise reduction feature.





Image: A couple sharing earbuds, with text highlighting the Smart Transparency feature, which allows users to hear their surroundings.

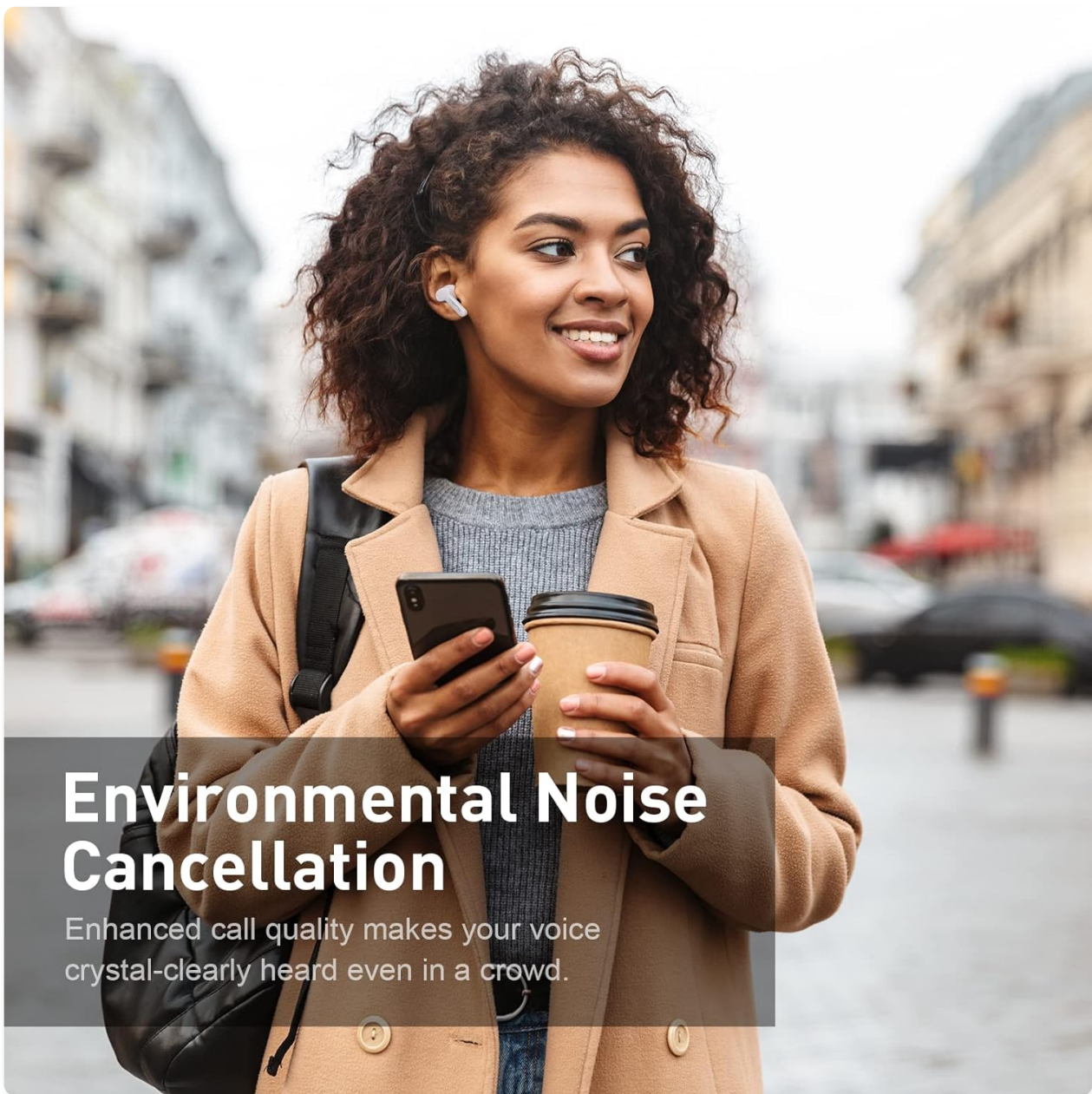


Image: A woman wearing earbuds in a busy outdoor environment, with text indicating Environmental Noise Cancellation, emphasizing clear call quality.

### 3.3. Touch Controls

The XT300 earbuds feature intuitive touch controls for managing playback, calls, and sound modes. Refer to the detailed instructions in the included User Manual for specific touch gestures.





Image: A close-up of an earbud with a fingerprint icon, illustrating the touch control functionality for easy operation.

---

## 4. MAINTENANCE

### 4.1. Cleaning the Earbuds

To maintain optimal sound quality and hygiene, regularly clean your earbuds. The rubber ear tips can be easily removed for cleaning. Use a soft, dry cloth to wipe the earbuds and charging case. Avoid using harsh chemicals or abrasive materials.

### 4.2. Water Resistance

The XT300 earbuds are water resistant (IPX6 rated), making them suitable for workouts and light rain. However, they are not designed for swimming or submersion in water. Ensure the earbuds are dry before placing them back in the charging case.



Image: The earbuds being gently splashed with water while held in a hand, demonstrating their water-resistant design.

---

## 5. SPECIFICATIONS

Feature	Detail
Model Name	XT300
Noise Control	Active Noise Cancellation
Connectivity Technology	Bluetooth 5.2 Wireless Connectivity
Wireless Communication Technology	Bluetooth 5.2 version
Ear Placement	In Ear
Form Factor	In Ear
Control Type	Touch Control
Water Resistance Level	Water Resistant (IPX6)
Frequency Range	20 Hz - 20,000 Hz
Impedance	15.98 Ohm
Earbud Playtime	Up to 7 hours on a single charge
Total Playtime with Case	Up to 35 hours
Charging Case Material	Synthetic rubber and plastic, Polyurethane foam
Item Weight	4.6 ounces
Color	Pure White

---

## 6. TROUBLESHOOTING

### 6.1. Earbuds Not Turning On/Connecting

If the earbuds cannot be used or are not connecting, please ensure they are fully charged. Place them in the charging case and allow them to charge for a little longer before attempting to use them again. Verify that Bluetooth is enabled on your device and the earbuds are selected.

### 6.2. Sound Quality Issues







Ensure the ear tips are clean and properly seated in your ear canal for optimal sound. Try switching between ANC, Transparency, and Normal modes to see if the issue is related to the sound environment. Check your device's volume settings.

---

## 7. WARRANTY AND SUPPORT

For warranty information, technical support, or any inquiries regarding your xtremtec XT300 Wireless Earbuds, please refer to the contact details provided in the original product packaging or visit the official xtremtec website. Keep your proof of purchase for warranty claims.

## Related Documents - XT300

	<p><a href="#">XT-K102 2.4G Wireless Keyboard and Mouse Combo User Manual   XTREMTEC</a></p> <p>Comprehensive user manual for the XTREMTEC XT-K102 2.4G Wireless Keyboard and Mouse Combo. Includes setup instructions, specifications, features, troubleshooting, and safety information.</p>
	<p><a href="#">XTREMTEC K101A 2.4G Wireless Keyboard and Mouse Combo User Manual</a></p> <p>Comprehensive user manual for the XTREMTEC K101A 2.4G Wireless Keyboard and Mouse Combo, detailing package contents, technical specifications, connection and troubleshooting steps, features, and safety guidelines.</p>
	<p><a href="#">XT-K102 2.4G Wireless Keyboard and Mouse Combo User Manual   XTREMTEC</a></p> <p>Comprehensive user manual for the XTREMTEC XT-K102 2.4G Wireless Keyboard and Mouse Combo. Includes setup instructions, specifications, features, troubleshooting, and safety information.</p>
	<p><a href="#">XTREMTEC K101A 2.4G Wireless Keyboard and Mouse Combo User Manual</a></p> <p>Comprehensive user manual for the XTREMTEC K101A 2.4G Wireless Keyboard and Mouse Combo, detailing package contents, technical specifications, connection and troubleshooting steps, features, and safety guidelines.</p>
	<p><a href="#">RFXtrx USB RF Transceiver User Guide</a></p> <p>Comprehensive user guide for the RFXtrx USB RF transceiver by RFXCOM, detailing supported protocols, device compatibility, installation, and troubleshooting for various home automation devices and sensors.</p>
	<p><a href="#">2014 Bluetooth Compatibility List: Mobile Devices and Brands</a></p> <p>A comprehensive list detailing Bluetooth compatibility for various mobile devices, featuring brands such as Acer, Apple, BlackBerry, HTC, Huawei, LG, Motorola, Nokia, Samsung, and Sony Ericsson, among many others, along with their respective models.</p>



[\[pdf\]](#) Guide

XT300 V1.0 User Guide xtremtec Bluetooth Noise Cancelling Wireless Earbuds for iPhone Android in Ear Sweatproof Stereo Bass Headphones Immersive Sound 5.2 Earphones with Microphones English Computer Black Electronics C1CrMkgSo1L m media amazon images I |||

...

lang: **score:21** filesize: 5.24 M page\_count: 1 document date: 2022-08-04