

Vont SSL03 - RIC16V1-X1

Vont Smart RGBIC LED Strip Lights Instruction Manual

Model: SSL03 - RIC16V1-X1

INTRODUCTION

Thank you for choosing Vont Smart RGBIC LED Strip Lights. This manual provides essential information for the proper installation, operation, and maintenance of your new lighting system. Please read these instructions carefully before use and retain them for future reference.

PACKAGE CONTENTS

- Vont Smart RGBIC LED Strip Light (16.4 ft)
- Power Adapter
- Control Box/Remote
- Mounting Clips and Screws
- Alcohol Prep Pads
- Instruction Manual

SETUP

1. Preparation

1. Ensure the installation surface is clean, dry, and smooth. Use the provided alcohol prep pads to clean the area thoroughly.
2. Unroll the LED strip light completely before powering it on to prevent overheating.

2. Installation

1. Connect the LED strip to the control box, ensuring the connection is secure.
2. Connect the control box to the power adapter.
3. Carefully peel off the adhesive backing from the LED strip.

4. Press the strip firmly onto the desired surface. For corners or added security, use the provided mounting clips and screws. Avoid bending the LED beads directly.
5. Plug the power adapter into a standard electrical outlet.



Image: Vont Smart RGBIC LED Strip Lights packaging and included components, including the strip, remote, and power adapter.

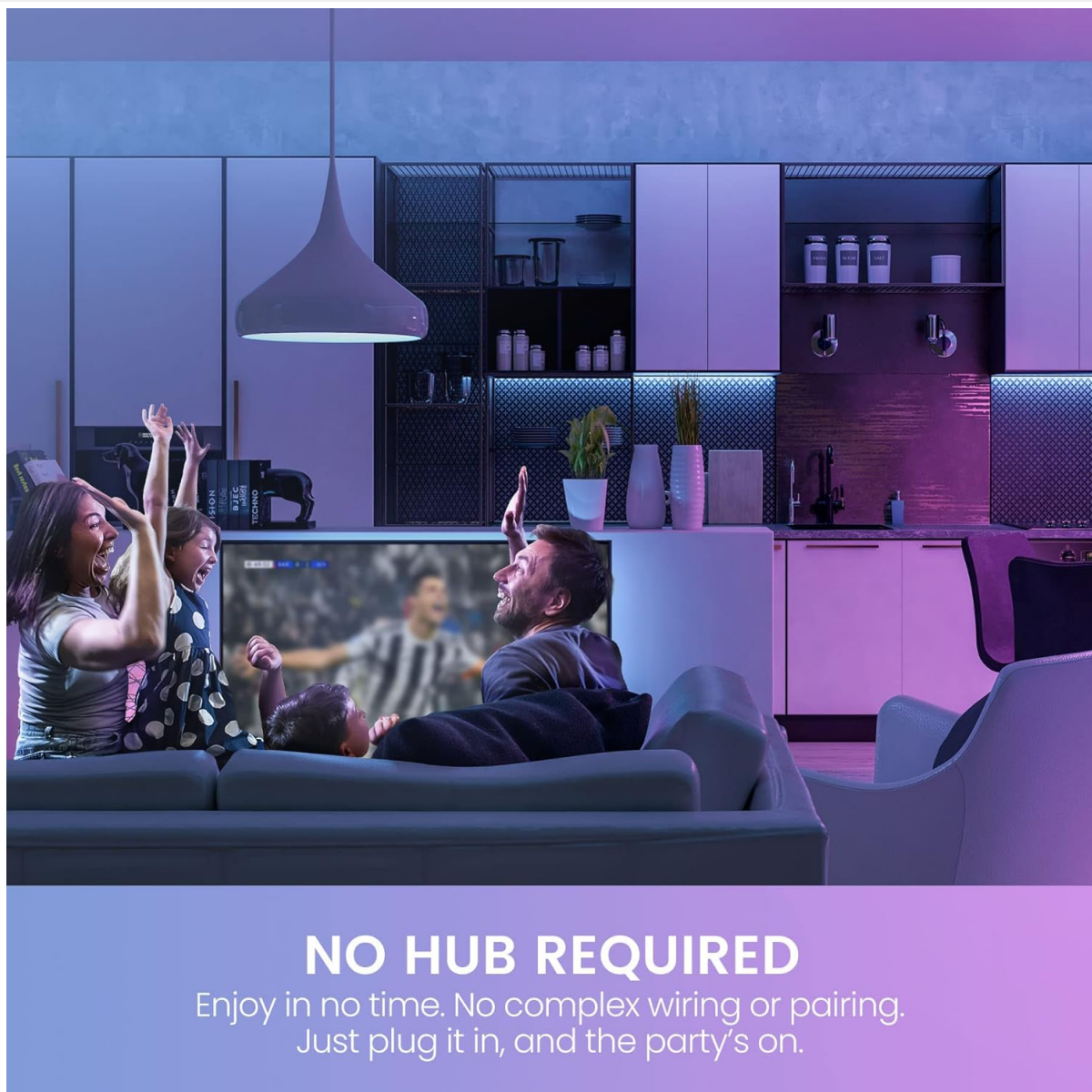


Image: Illustration demonstrating the simple plug-and-play setup of the Vont Smart RGBIC LED Strip Lights, highlighting that no additional hub is required.

3. App Download & Pairing

- Download the 'Vont Home' app from the App Store (iOS) or Google Play Store (Android).
- Open the app and follow the on-screen instructions to create an account and add your device.
- Ensure your smartphone's Bluetooth and Wi-Fi (2.4GHz network) are enabled for successful pairing.

MULTICOLOR SEGMENT LIGHTING

Control colors in all 15 segments or DIY one by one.

The advertisement features a living room scene with a sofa and a coffee table, illuminated by colorful segment lighting. Three icons are displayed: 'Scene Modes' (two people), 'Wireless Control' (Wi-Fi symbol), and 'Smart Color Picking' (color picker). A smartphone on the right shows the Vont app interface, which includes a 'Smart Strip Light Pro' device status, a 'Segment light' control with a color gradient bar, and a 'Relative brightness' slider set to 50%.

Scene Modes

Wireless Control

Smart Color Picking

Now available for both iOS and Android

Download on the App Store

GET IT ON Google Play

Apple and the App Store logos are registered trademarks of Apple Inc. Google and Google Play logos are registered trademarks of Google LLC.

Image: Screenshot of the Vont Home app interface, displaying options for segmented lighting control and brightness adjustment.

OPERATING INSTRUCTIONS

1. Using the Vont Home App

- **Color Control:** Choose from 16 million colors in RGB mode or create unique gradients with the segmented lighting feature. Control up to 15 segments individually.
- **Brightness Adjustment:** Adjust the light intensity to your preference.
- **Music Sync Mode:** The built-in microphone allows the lights to synchronize and dance to the rhythm of your music.
- **Preset Scenes:** Select from over 30 pre-programmed scenes for various moods and occasions.
- **DIY Mode:** Create and save your own custom lighting effects and color combinations.
- **Scheduling:** Set timers for the lights to turn on/off automatically.

RGBIC VS RGB

New IC chip lets you display 15 different colors simultaneously.

RGBIC

Multiple colors at a time



RGB

One color at a time



Image: Visual comparison illustrating the difference between RGBIC (multiple colors simultaneously) and standard RGB (one color at a time) LED strip lighting.

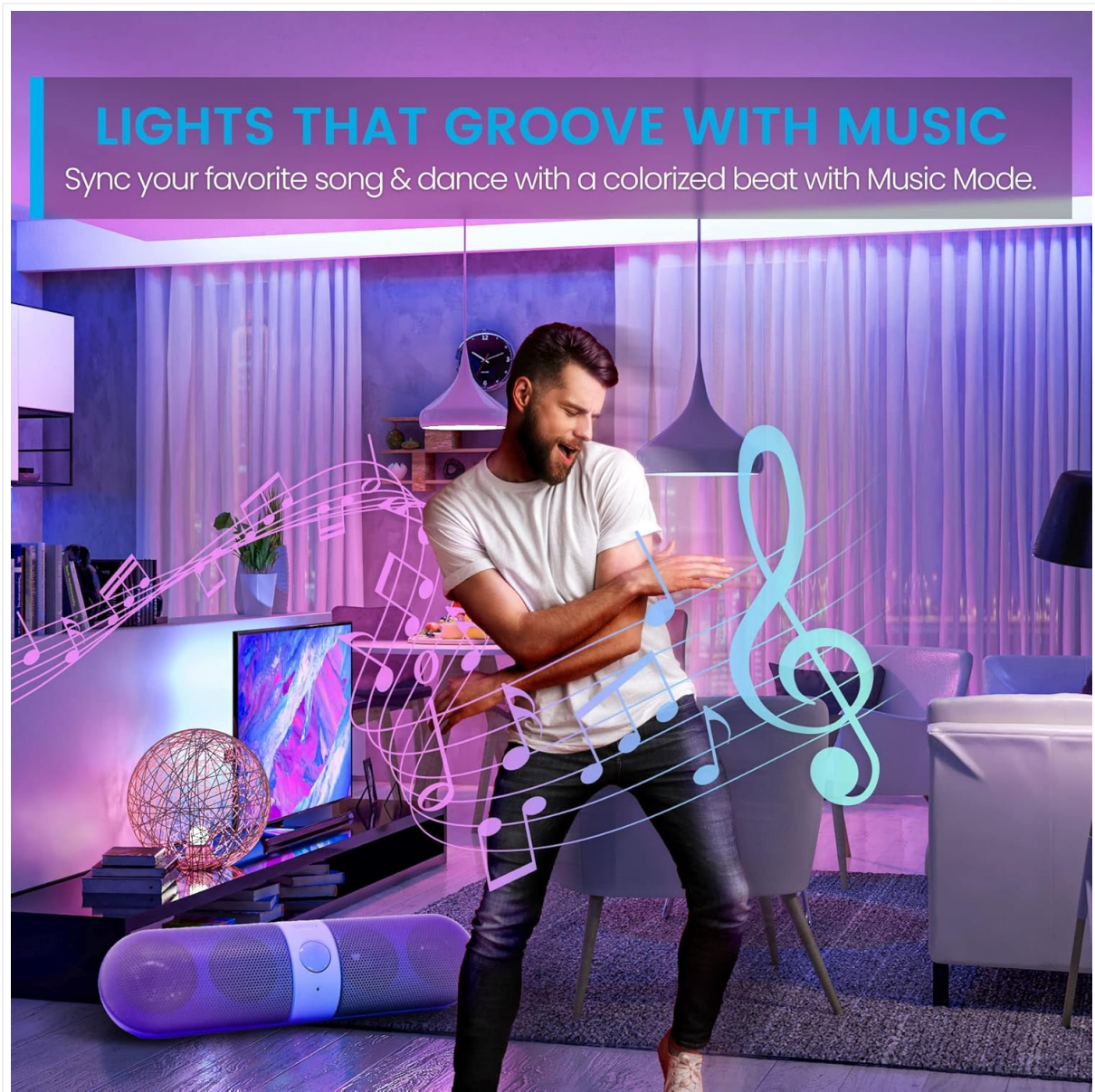


Image: A person dancing in a room illuminated by Vont Smart RGBIC LED Strip Lights, demonstrating the music synchronization feature.

2. Voice Control

- The Vont Smart RGBIC LED Strip Lights are compatible with Amazon Alexa and Google Assistant.
- Link your Vont Home account to your preferred voice assistant app.
- Use voice commands to change colors, adjust brightness, or activate scenes (e.g., "Alexa, turn the strip lights red," or "Hey Google, set the strip lights to party scene").

LET ALEXA OR GOOGLE GET THE JOB DONE

Forget tapping or clapping. Control
your lights via voice command

🗣️: Alexa, activate sports scene.

🗣️: Okay!

Works perfectly with



amazon alexa



Google Assistant



IFTTT

Amazon and Alexa logos are registered trademarks of Amazon.com, Inc. Google and Google Assistant logos are trademarks of Google LLC. The IFTTT logo is a trademark of IFTTT, Inc.



Image: A couple watching TV with Vont Smart RGBIC LED Strip Lights providing ambient lighting, illustrating hands-free voice control compatibility with Amazon Alexa and Google Assistant.

3. Remote Control

- The included remote control allows for basic functions: power on/off, color cycling, and brightness adjustment.

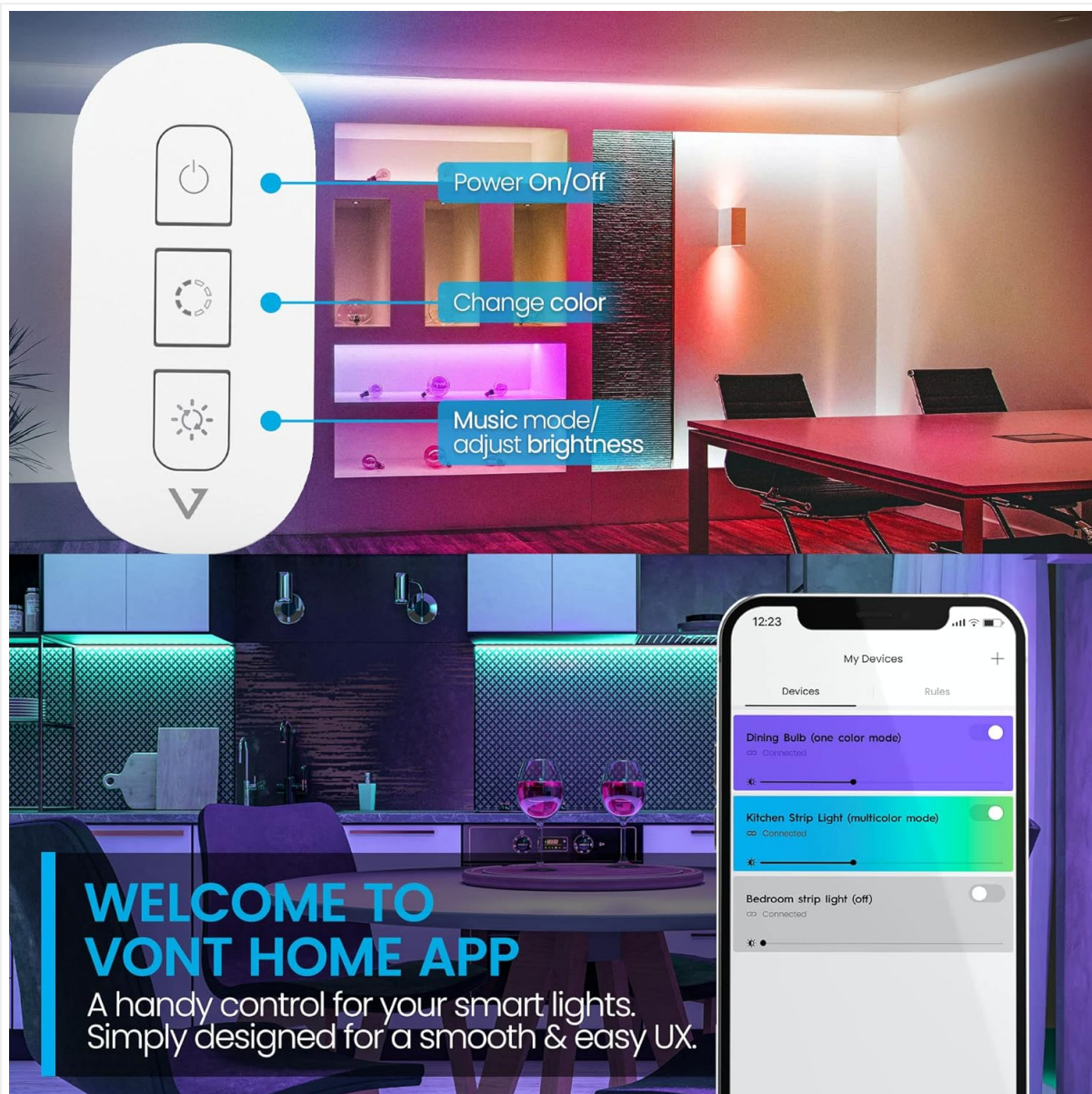


Image: A close-up of the Vont Smart RGBIC LED Strip Lights remote control, showing buttons for power on/off, color change, and music mode/brightness adjustment.

MAINTENANCE

To ensure the longevity and optimal performance of your Vont Smart RGBIC LED Strip Lights, follow these maintenance guidelines:

- **Cleaning:** Gently wipe the LED strip with a dry, soft cloth. Avoid using harsh chemicals or abrasive cleaners.
- **Storage:** If storing the lights, ensure they are clean and dry. Roll them loosely to prevent damage to the strip or LEDs.
- **Environment:** These lights are designed for indoor use only. Avoid exposure to water, high humidity, or extreme temperatures.

TROUBLESHOOTING

If you encounter issues with your Vont Smart RGBIC LED Strip Lights, refer to the following common solutions:

- **Lights not turning on:** Ensure all connections are secure and the power adapter is properly plugged

into a working outlet. Check if the power button on the remote or app is activated.

- **Connectivity issues (App/Voice Assistant):** Verify your Wi-Fi network is 2.4GHz. Ensure Bluetooth is enabled on your device during pairing. Try restarting the app, your router, and the LED strip by unplugging and replugging it.
- **Lights not responding to commands:** Check battery in the remote (if applicable). Ensure the app is connected to the correct device. For voice control, confirm the device is linked correctly in Alexa/Google Home apps.
- **Adhesive not sticking:** Ensure the surface was clean and dry before application. For persistent issues, use the provided mounting clips or additional adhesive.

SPECIFICATIONS

Feature	Detail
Brand	Vont
Model Number	SSL03 - RIC16V1-X1
Product Length	16.4 ft (196.8 inches)
Color	Multicolor (RGBIC)
Light Source Type	LED
Number of Light Sources	150
Voltage	12 Volts
Wattage	24 watts
Control Method	App, Voice (Alexa, Google Assistant), Remote
Special Features	Color Changing, Multicolor, Vont App, Bluetooth, Wi-Fi, Voice Control, Dimmable, Segmented Lighting, Music Sync, DIY Mode, 30+ Scenes
Indoor/Outdoor Usage	Indoor use only
Material	AL + PC
Item Weight	9.2 Ounces

WARRANTY & SUPPORT

Your Vont Smart RGBIC LED Strip Lights are covered by a lifetime warranty against loss, theft, and defects in materials and workmanship for as long as you own the product. Vont Customer Satisfaction Wizards are available 24/7 to assist you.

For support, please visit the official Vont website or contact customer service through the Vont Home app.

