

MAIRDI M890DBT04

MAIRDI Wireless Bluetooth 5.2 Headset M890DBT04 User Manual

Model: M890DBT04 | Brand: MAIRDI

1. INTRODUCTION

This manual provides instructions for the MAIRDI Wireless Bluetooth 5.2 Headset, Model M890DBT04. This headset is designed for clear communication in various environments, including PC use, office settings, and call centers. Key features include Bluetooth 5.2 connectivity, a noise-canceling microphone, multipoint pairing, and extended battery life.

2. PACKAGE CONTENTS

Verify that all items are present in your package:

- MAIRDI Wireless Bluetooth Headset
- USB Bluetooth Dongle (V5.0)
- Charging Stand
- USB Charging Cable
- User Manual (this document)



Image: The MAIRDI Wireless Bluetooth Headset, its dedicated charging stand, and the accompanying USB Bluetooth dongle.

3. SETUP INSTRUCTIONS

3.1 Charging the Headset

Before initial use, fully charge the headset. The headset offers up to 40 hours of talk time and 400 hours of standby time on a single 2-hour charge.

1. **Using the Charging Stand:** Place the headset onto the charging stand. Ensure the charging contacts align.
2. **Using the USB Cable:** Connect the USB charging cable to the headset's charging port and to a

compatible USB power source.



Image: Visual representation of the headset's battery life: 40 hours talk time, 400 hours standby time, and 2 hours for a full charge.

3.2 Connecting to Devices

The headset supports Bluetooth 5.2 for stable and efficient connections, including multipoint pairing.

3.2.1 Bluetooth Mode (for devices with built-in Bluetooth)

1. Ensure the headset is powered on and in pairing mode (refer to the headset's LED indicator for status).
2. On your device (smartphone, laptop, etc.), enable Bluetooth and search for available devices.
3. Select "MAIRDI M890DBT04" from the list to pair.

3.2.2 USB Dongle Mode (for PCs without built-in Bluetooth)

The included USB dongle provides a plug-and-play solution for computers.

1. Insert the USB Bluetooth dongle into an available USB port on your PC.
2. The dongle will automatically connect to the headset. No additional drivers are typically required.



Image: The MAIRDI headset connected simultaneously to a smartphone and a laptop, illustrating its multipoint pairing capability.

4. OPERATING INSTRUCTIONS

4.1 Headset Controls

The headset features intuitive controls for managing calls and audio.

- **Volume Control:** Adjust audio levels using the dedicated volume buttons.
- **Mute Function:** A mute button allows you to quickly turn the microphone on or off during calls. **Note:** The microphone mute function primarily works with cell phones and specific PC applications like Microsoft Teams and Skype for Business.
- **Power On/Off:** Use the power button to turn the headset on or off.

4.2 Microphone Usage

The headset is equipped with a noise-canceling microphone for clear voice transmission.

- **Noise Canceling:** The microphone filters up to 90% of background noise, ensuring your voice is clear to listeners.
- **Rotatable Boom:** The microphone boom can rotate 330 degrees, allowing you to position it on either

the right or left side for optimal comfort and voice pickup.

NOISE CANCELING MICROPHONE

Delivers crystal clear calls even in noisy environment



Image: A user demonstrating the noise-canceling microphone feature with an icon indicating one-key mic mute.

4.3 Comfort and Fit

The headset is designed for extended wear comfort.

- **Padded Headband:** Provides cushioning for comfortable wear.
- **Breathable Protein Skin Earmuffs:** Designed for maximum comfort during long periods of use.
- **Adjustable Headband:** The stainless steel headband can be adjusted to fit various head sizes securely.

ALL-DAY COMFORT



Image: Detailed view of the headset's comfort features, including soft ear cushions, a 330-degree rotatable microphone, and an adjustable headband.

4.4 Recommended Usage Scenarios

This headset is suitable for a variety of communication needs:

- Online courses and remote learning
- Video conferencing (e.g., Zoom, Microsoft Teams, Cisco Jabber)
- Call centers and customer service roles
- Office and home office environments
- Truck drivers requiring clear communication on the road
- Business meetings, VoIP calls, webinars, Skype chat, telephone conferences, speech dictation.

Multi-Purpose Wireless Headset

① Online Course ② Video Chat ③ Home Office ④ Telephone Conference



Image: Various usage scenarios for the MAIRDI headset, including online learning, video chat, home office work, and telephone conferences.

5. MAINTENANCE

To ensure the longevity and optimal performance of your MAIRDI Wireless Bluetooth Headset, follow these maintenance guidelines:

- **Cleaning:** Gently wipe the headset with a soft, dry cloth. Avoid using harsh chemicals or abrasive materials.
- **Storage:** Store the headset in a cool, dry place away from direct sunlight and extreme temperatures.
- **Battery Care:** For optimal battery health, avoid fully discharging the battery frequently. Charge the headset regularly, especially if it will not be used for an extended period.
- **Avoid Moisture:** The headset is not water-resistant. Keep it away from liquids and high humidity.

6. TROUBLESHOOTING

If you encounter issues with your headset, refer to the following common solutions:

- **No Power:** Ensure the headset is fully charged. Connect it to the charging stand or USB cable and

allow it to charge for at least 30 minutes before attempting to power it on.

- **Cannot Pair:**

- Ensure the headset is in pairing mode.
- Disable and re-enable Bluetooth on your device.
- If using the USB dongle, ensure it is securely plugged into the PC.
- Clear previous Bluetooth pairings on your device and attempt to pair again.

- **Intermittent Connection/Disconnections:**

- Ensure you are within the Bluetooth range (up to 20 meters/60 feet).
- Minimize interference from other wireless devices.
- Restart both the headset and the connected device.

- **Poor Audio Quality (for you):**

- Adjust the volume on both the headset and your connected device.
- Ensure the headset is properly seated on your ears.

- **Poor Audio Quality (for others - e.g., buzzing/noise):**

- Ensure the microphone boom is positioned correctly near your mouth.
- Verify that the microphone is not muted.
- Test the headset in a quieter environment to rule out excessive background noise overwhelming the noise-canceling feature.
- Check your device's audio input settings to ensure the MAIRDI headset is selected as the primary microphone.

- **Microphone Mute Not Working on PC Application:** The mute button's functionality is application-dependent. It is confirmed to work with Microsoft Teams and Skype for Business. For other applications, you may need to use the mute function within the software itself.

7. SPECIFICATIONS

| Feature | Specification |
|-----------------------------|--------------------------------------|
| Model Number | M890DBT04 |
| Connectivity Technology | Wireless (Bluetooth) |
| Bluetooth Version | 5.2 |
| Bluetooth Range | Up to 20 meters (60 feet) |
| Headphones Jack | USB (via dongle) |
| Microphone | Noise-canceling, 330° rotatable boom |
| Battery Life (Talk Time) | Up to 40 hours |
| Battery Life (Standby Time) | Up to 400 hours |
| Charging Time | Approximately 2 hours |

| | |
|--------------------|---|
| Earpiece Shape | On Ear |
| Material | Leather, Plastic, Stainless Steel |
| Item Weight | 0.47 Kilograms (1.04 pounds) |
| Frequency Range | 20 Hz - 20,000 Hz |
| Compatible Devices | PC, laptop, desktop, landline deskphone, cell phone |
| Special Features | Bluetooth 5.2 stable connection, HD wideband audio, Multipoint Pairing, long battery life, noise canceling microphone |




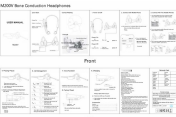


Image: Diagram illustrating the advanced 5.2 Bluetooth technology and 40mm speaker drivers for premium audio quality.

8. WARRANTY AND SUPPORT

MAIRDI is committed to providing quality products and superior after-sales service. For any questions, technical assistance, or warranty inquiries, please contact MAIRDI customer support through the retailer where the product was purchased or visit the official MAIRDI website for contact information.

Related Documents - M890DBT04

| | |
|--|---|
|  | <p>M891BT Series User Guide</p> <p>Comprehensive user guide for the MAIRDI M891BT Wireless Communication Headset, covering pairing, functions, and troubleshooting.</p> |
|  | <p>Mairdi M100V Bone Conduction Headset User Manual</p> <p>Comprehensive user manual for the Mairdi M100V bone conduction headset, detailing setup, features, specifications, and troubleshooting.</p> |
|  | <p>Mairdi M100 Wireless Bone Conduction Headphone User Guide</p> <p>User guide for the Mairdi M100 Wireless Bone Conduction Headphone, covering specifications, wearing instructions, button functions, pairing, and cautions.</p> |
|  | <p>M200V Bone Conduction Headphones User Manual: Setup, Operation, and Specifications</p> <p>A comprehensive user manual for the M200V Bone Conduction Headphones, detailing setup, Bluetooth pairing, call management, audio playback, charging, specifications, and warranty information. Learn how to use your M200V headphones effectively.</p> |