

[Manuals.plus](#) /

› [SEAMETAL](#) /

› SEAMETAL Car Purse Holder Between Seats (8 Pockets) Instruction Manual

SEAMETAL 8 Pockets

SEAMETAL Car Purse Holder Between Seats (8 Pockets) Instruction Manual

PRODUCT OVERVIEW

The SEAMETAL Car Purse Holder is designed to provide additional storage and organization within your vehicle. Crafted from durable PU leather, it features multiple pockets to secure items such as handbags, mobile phones, and water bottles, preventing them from shifting during travel. This organizer also serves as a soft barrier to help prevent pets or children from moving from the back seat to the front.

SETUP INSTRUCTIONS

Follow these steps to properly install your SEAMETAL Car Purse Holder:

1. Identify the optimal installation position between the front seats.
2. Secure the top straps around the headrest posts of the front seats. Adjust the buckles for a snug fit.
3. Locate the base fixing hooks. These should be hooked to a secure point under the front seats, such as a seat rail or a hard edge.
4. Adjust the height of the bag using the straps to ensure it is stable and does not interfere with driving or passenger comfort.

INSTALLATION TIPS



Fixed installation position



The base fixing hook should be hooked



Adjusting the height of the bag



The installation is complete

Image: Step-by-step installation guide for the car purse holder.

Your browser does not support the video tag.

Video: Official installation guide for the SEAMETAL Car Purse Holder, demonstrating the attachment process.

Compatibility Note: This holder is designed for most cars with detachable headrests. It is compatible with various armrest box types including Sports, Flip Type, Double Open, and vehicles without an armrest box. It is not suitable for vehicles with unremovable headrests.

SEAMETAL

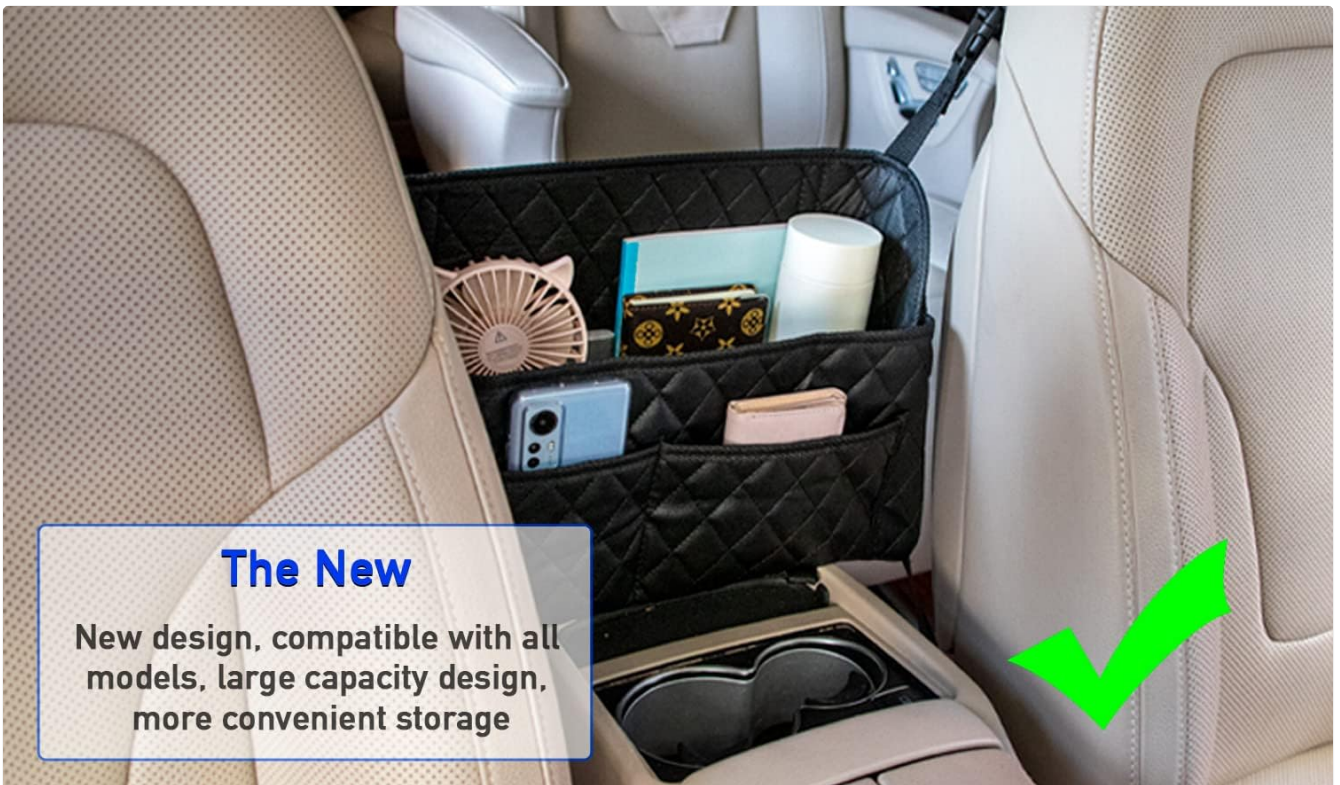


Image: Car compatibility guide for installation.

OPERATING INSTRUCTIONS

The SEAMETAL Car Purse Holder provides convenient storage for various items, keeping them within easy reach and preventing clutter.

- **Main Compartment:** Use the large central compartment for your handbag, purse, or larger items. Its deep design helps secure contents.
- **Front Pockets:** Utilize the multiple front pockets for smaller essentials such as mobile phones, wallets, keys, or documents.
- **Side Pockets:** The expandable side pockets are suitable for holding water bottles, cans, or umbrellas.
- **Pet/Child Barrier:** When installed, the holder creates a soft barrier between the front and rear seats, which can help prevent pets or small children from moving forward.



The New

New design, compatible with all models, large capacity design, more convenient storage

OURS



Upgrade Deeper Front Pocket to Keep More Stuff

OTHERS



Short Front Pocket, not Stable and Storage Less Things

Image: Car purse holder in use, demonstrating storage capacity.

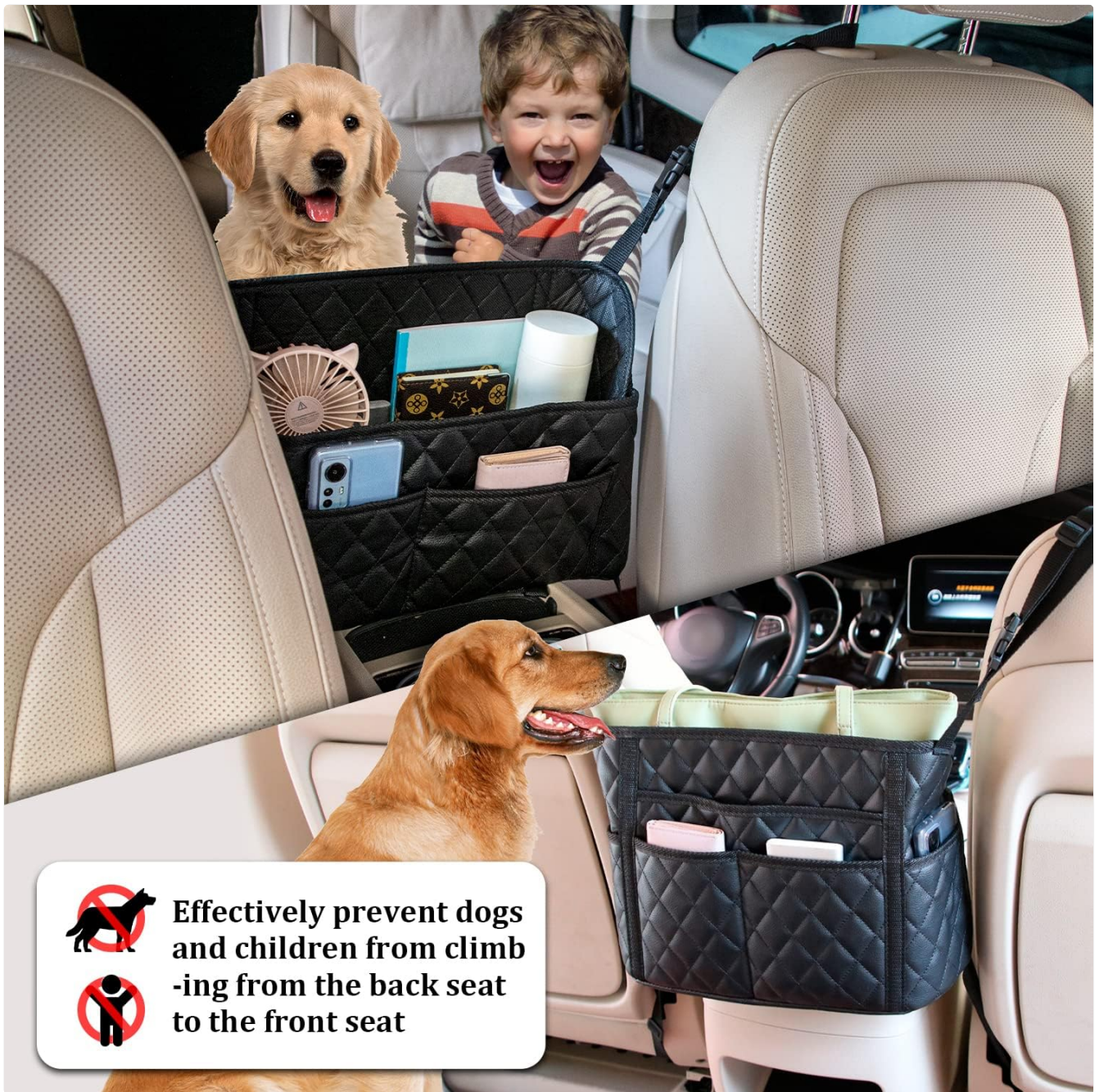



Image: Holder preventing pets and children from moving to the front.

MAINTENANCE AND CARE

To ensure the longevity and appearance of your SEAMETAL Car Purse Holder, follow these care guidelines:

- **Cleaning:** The holder is made of PU leather. Wipe clean with a damp cloth and mild soap if necessary. Avoid harsh chemicals or abrasive cleaners.
- **Drying:** Allow the holder to air dry completely after cleaning. Do not expose to direct sunlight for extended periods to prevent material degradation.
- **Spills:** In case of spills, clean immediately to prevent stains from setting into the PU leather.
- **Weight Limit:** Do not exceed the maximum bearing capacity of 45 lbs (approximately 20 kg) to prevent damage to the holder or its attachments.



PU Leather



Non-slip inner layer



Expand side pocket



Deepen large capacity

Image: Details of the PU leather material and construction.

TROUBLESHOOTING

Holder does not fit securely between seats:

Ensure your vehicle has detachable headrests. The holder is not compatible with fixed headrests. Verify that the bottom hooks are properly secured to a stable point under the seat.

Adjust the length of the top straps to achieve a tighter fit. The holder should be taut to prevent excessive movement.

Items are falling out of pockets:

Ensure items are placed within the appropriate pocket size. The main compartment is designed for larger items like purses, while smaller pockets are for phones, wallets, etc.

Avoid overfilling pockets, especially the front ones, as they may not be as stretchy. Distribute weight evenly.

Holder sags or loses shape:

Check if the holder is overloaded. The maximum weight capacity is 45 lbs. Remove excess weight.

Re-adjust all straps and hooks to ensure they are tight and properly secured. The built-in bottom panel provides

structural support, but proper installation is key.

SPECIFICATIONS

Feature	Detail
Brand	SEAMETAL
Model	8 Pockets
Material	PU Leather (Faux Leather)
Product Dimensions (W x D x H)	15"W x 4.72"D x 10.75"H (approx. 38 cm W x 12 cm D x 27.3 cm H)
Item Weight	15.7 ounces (approx. 0.44 kg)
Number of Pockets	7+1 (Main compartment + 7 external pockets)
Maximum Bearing Capacity	45 lbs (approx. 20 kg)
Special Feature	Heavy Duty, Acts as Pet/Child Barrier



7+1 STORAGE BAG

High-quality PU leather:

Compared with those mesh bags, leather bags are more durable, more stable, and waterproof.



Image: Detailed dimensions and pocket configuration.

WARRANTY AND SUPPORT

SEAMETAL provides the following for your product:

- **Quality Assurance:** All SEAMETAL Car Handbag Holders come with a 1-year quality assurance.
- **Returns:** A 30-day free return policy is available.
- **Contact:** For further assistance or inquiries, please refer to the seller's contact information on the purchase platform.