

BYYBUO D10

BYYBUO Digital Photo Frame 10.1 inch User Manual

Model: D10

INTRODUCTION

Thank you for choosing the BYYBUO 10.1 inch WiFi Digital Photo Frame. This device allows you to display your cherished memories with its vibrant 1280x800 IPS HD touch screen. With built-in Wi-Fi and the Uhale APP, you can easily share photos and videos with family and friends from anywhere in the world. This manual provides detailed instructions to help you set up, operate, and maintain your digital photo frame.



The BYYBUO 10.1 inch Digital Photo Frame, shown alongside a smartphone demonstrating its remote sharing capabilities.

WHAT'S IN THE BOX

Please check the contents of your package to ensure all items are present:

- Electronic Photo Frame (10.1 inch)
- Power Adapter/Charger
- Stand
- User Manuals



All components included in the product packaging.

SETUP

Initial Power On and Wi-Fi Connection

1. Connect the power adapter to the frame and plug it into a power outlet.
2. The frame will power on automatically. Follow the on-screen prompts to select your language and time zone.
3. Connect the frame to your Wi-Fi network by selecting your network name and entering the password. A stable Wi-Fi connection is essential for sharing photos and videos.

Uhale APP Installation and Setup

The Uhale APP is available for both Android and iOS devices, enabling seamless photo and video sharing.

1. **Download the Free Uhale APP:** Search for "Uhale" on Google Play Store (for Android) or Apple App Store (for iOS) and download the application.
2. **Uhale Setup:** Once the frame is connected to Wi-Fi, you will be guided through the initial setup. Enter a name for your frame and specify its location.
3. **Using Uhale:** To share photos, generate a unique code on your frame. Share this code with friends and family. The code is valid for 12 hours to ensure security and prevent unauthorized access.



Step-by-step guide for setting up and using the Uhale application.

OPERATING INSTRUCTIONS

Displaying Photos and Videos

The frame automatically displays photos and videos uploaded to it. The 10.1-inch IPS HD touch screen provides a clear and vibrant viewing experience.

10 Inch IPS Touch Screen



Photos



Video



Slide Show



16:9

IPS

1280*800



Built-in 32GB



Clock/Calendar



Adjust Brightness


The 10-inch IPS touch screen showcasing its display capabilities.

Sharing Photos and Videos via Uhale APP

The Uhale APP allows you to send photos and videos directly to the frame from your smartphone, even from a distance.

1. Open the Uhale APP on your device.
2. Select the photos (up to 50 at a time) or videos you wish to share.
3. Choose the recipient frame(s) from your connected devices.
4. You can edit pictures by adjusting focus areas and naming them before sending.
5. Tap 'Send' to transfer the media to the frame.

Share Special Moments Via Uhale APP



Download the Uhale app for free on Android or iOS.

Sharing media through the Uhale application.



Detailed steps for photo sharing using the Uhale app.

Auto-Rotate Function

The frame features an auto-rotate function, allowing it to automatically adjust the display orientation (portrait or landscape) based on how it is positioned.

Auto- Rotate Function

Support Portrait & Landscape Mode



Portrait Mode




Landscape Mode



360°Rotation



Wall-mountable



The Monocle Guide to Better Living

The auto-rotate feature adapts the display to the frame's orientation.

Adjustable Brightness and Sleep Mode

Customize your viewing experience with adjustable brightness settings. The frame also includes a sleep mode to conserve energy during specified times.

What's in the box

- Electronic photo frame
- Charger
- Stand
- User manuals



Brightness adjustment and sleep mode features.

Wall Mountable Option

The frame is designed to be wall-mountable, offering flexible placement options in your home or office.



The frame can be displayed on a surface or mounted on a wall.

Video Demonstration

Watch this short video to see the digital photo frame in action, demonstrating its features and ease of use.

Your browser does not support the video tag.

A brief video showcasing the digital photo frame's functionality.

MAINTENANCE

To ensure the longevity and optimal performance of your BYYBUO Digital Photo Frame, follow these maintenance guidelines:

- **Cleaning:** Gently wipe the screen and frame with a soft, dry, lint-free cloth. Do not use liquid cleaners, aerosols, or abrasive materials, as they may damage the screen or finish.
- **Placement:** Avoid placing the frame in direct sunlight or near heat sources, which can affect screen performance and lifespan. Ensure adequate ventilation around the device.
- **Storage:** If storing the frame for an extended period, disconnect it from power and store it in a cool, dry place, preferably in its original packaging.
- **Software Updates:** Periodically check for and install any available software updates through the frame's

settings to ensure the best performance and access to new features.

TROUBLESHOOTING

If you encounter any issues with your digital photo frame, please refer to the following common solutions:

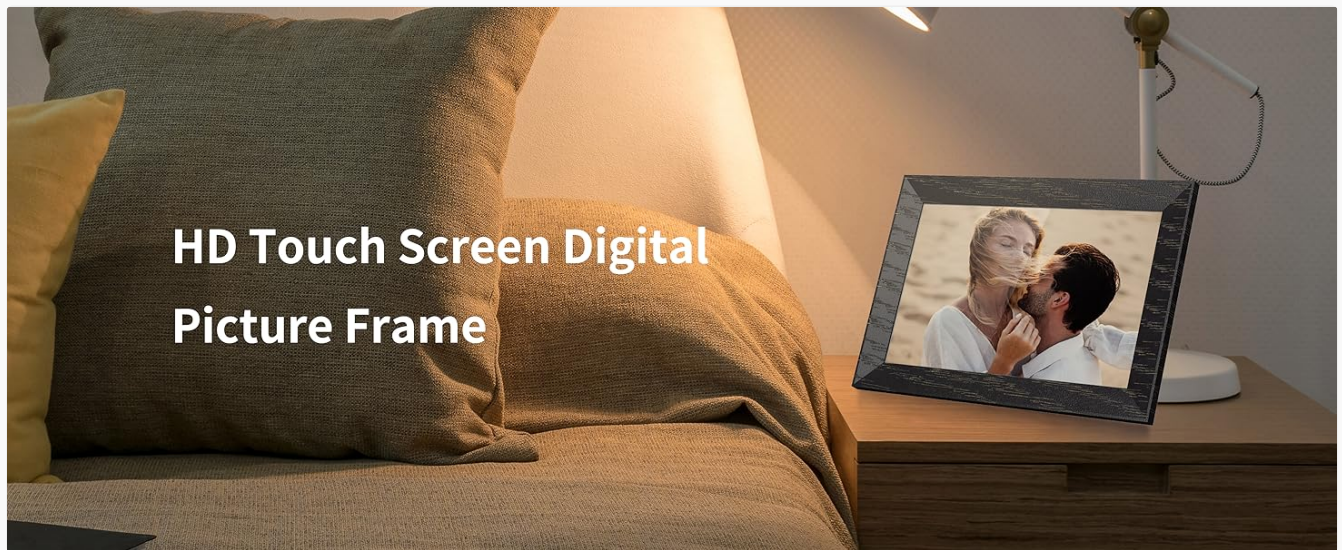
Problem	Possible Solution
Frame does not power on.	Ensure the power adapter is securely connected to both the frame and a working power outlet. Try a different outlet.
Cannot connect to Wi-Fi.	Verify your Wi-Fi password. Ensure the frame is within range of your router. Restart your router and the frame.
Photos/Videos not appearing.	Check your Wi-Fi connection. Ensure media files are in supported formats (JPEG, JPG, PNG, WEBP, HEIC for photos; MP4, 3GP, M4V, MOV for videos). Confirm the Uhale app transfer was successful.
Screen is unresponsive.	Restart the frame by disconnecting and reconnecting the power. Ensure the screen is clean and free of debris.
Auto-rotate not working.	Ensure the frame is placed on a stable, flat surface or securely mounted. Check settings for any rotation lock.

If the problem persists after trying these solutions, please contact BYYBUO customer support for further assistance.

SPECIFICATIONS

Feature	Detail
Model Number	D10
Screen Size	10.1 Inches
Resolution	1280x800 IPS HD
Internal Storage	16GB (stores over 40,000 photos)
Expandable Storage	Up to 128GB via SD card
Connectivity	Wi-Fi, USB 2.0
Compatible Devices	Android, iOS (via Uhale APP)
Supported Photo Formats	JPEG, JPG, PNG, WEBP, HEIC (Android 10+)

Feature	Detail
Supported Video Formats	MP4, 3GP, M4V, MOV
Product Dimensions	10.91 x 7.68 x 0.99 inches
Item Weight	2.01 pounds
Power Source	Lithium Metal batteries required (for internal clock/memory, device requires constant power for display)
Language	Multilingual



The frame features 16GB of built-in memory, capable of storing over 40,000 photos, with expandable storage options.

WARRANTY AND SUPPORT

BYYBUO products come with a **12-month warranty** from the date of purchase. This warranty covers manufacturing defects and ensures your product functions as intended.


For technical support, warranty claims, or any questions regarding your BYYBUO Digital Photo Frame, please contact our customer service team. We are committed to providing reasonable solutions and value your feedback. Please refer to the contact information provided on the product packaging or the official BYYBUO website for the most up-to-date support channels.



[Byybuo Smart Photo Frame D10 User Guide and FCC Compliance](#)

Official user guide and FCC compliance information for the Byybuo Smart Photo Frame D10, detailing setup, package contents, and regulatory compliance.

lang:en score:27 filesize: 874.11 K page_count: 2 document date: 2022-03-02




[\[pdf\] Test Report](#)

Measurement Report Kent Test CHITECH SHENZHEN TECHNOLOGY CO LTD D10 SMART PHOTO FRAME 2AXUI 2AXUID10 d10

Report No.: STR220104001002E FCC Test Report FCC ID: 2AXUI-D10 Product: SMART PHOTO FRAME Trade Mark: BYYBUO Model Number: D10 Family Model: D20,D30,DF101 Report No.: STR220104001002E Prepared for CHITECH SHENZHEN TECHNOLOGY CO.,LTD 101,NO.48,Xiashijia Road,GongmingTown,GuangmingDist.,Shenzhen,China...

lang:en score:19 filesize: 699.18 K page_count: 19 document date: 2022-03-02



[\[pdf\] SAR Rating](#)

Measurement Report Kent Test CHITECH SHENZHEN TECHNOLOGY CO LTD D10 SMART PHOTO FRAME 2AXUI 2AXUID10 d10

Page 1 of 55 Report No.: STR220104001003E FCC SAR EVALUATION REPORT In accordance with the requirements of FCC 47 CFR Part 2 2.1093 , ANSI/IEEE C95.1-1992 and IEEE Std 1528-2013 Product Name SMART PHOTO FRAME Trademark BYYBUO Model Name D10 Family Model D20,D30,DF101 Report No. STR220104001003E FC...

lang:en score:19 filesize: 3.64 M page_count: 55 document date: 2022-03-02



[\[pdf\] Label](#)

byybuo DF101 20220121 Label CHITECH SHENZHEN TECHNOLOGY CO LTD D10 SMART PHOTO FRAME 2AXUI 2AXUID10 d10

35mm 50mm Model: D10 FCC ID: 2AXUI-D10 INPUT: 5V 2A Made in China Manufacturer CHITECH SHENZHEN TECHNOLOGY CO.,LTD 101,NO.48,Xiashijia Road,Gongming Town,Guangming Dist.,Shenzhen,China This device complies with part 15 of the FCC Rules. Operation is subject to the following two conditions: 1 This ...

lang:en score:16 filesize: 752.88 K page_count: 2 document date: 2022-03-02



[\[pdf\]](#) Test Report

ELECTROMAGNETIC EMISSIONS COMPLIANCE REPORT fly Test Report CHITECH SHENZHEN TECHNOLOGY CO LTD D10 SMART PHOTO FRAME 2AXUI 2AXUID10 d10

Report No.: STR220104001001E FCC RADIO TEST REPORT FCC ID: 2AXUI-D10

Product: SMART PHOTO FRAME Trade Mark: BYYBUO Model No.: D10 Family

Model: D20,D30,DF101 Report No.: STR220104001001E Issue Date: Feb 17. 2022

Prepared for CHITECH SHENZHEN TECHNOLOGY CO.,LTD 101,NO.48,Xiashijia Road,GongmingTown,G...

lang:en score:16 filesize: 4.1 M page_count: 64 document date: 2022-03-02