Saved from manuals.plus.
Open the live page for links to other documents and user manuals.

ESR pen_szcx_ipad_wt_bdc_eum

ESR Stylus Pencil User Manual

Model: pen_szcx_ipad_wt_bdc_eum

1. Product Overview

The ESR Stylus Pencil is designed to provide a smooth and precise writing and drawing experience on compatible iPad models. It features tilt sensitivity for varied line thickness and palm rejection for comfortable use, mimicking a traditional pen or pencil.



Image: The ESR Stylus Pencil in white, accompanied by its replacement tips and a USB-C charging cable.

2. Compatibility

This stylus is compatible with iPads released in 2018 or later running iOS 12.2 and above. It supports magnetic attachment with iPads that feature this capability.



Image: A detailed chart outlining compatible iPad models and their corresponding generation numbers and model identifiers.

Compatible iPad Models:

- iPad (10th/9th/8th/7th/6th Gen)
- iPad Air (5th/4th/3rd Gen)
- iPad mini (6th/5th Gen)
- iPad Pro 12.9-inch (2022/2021/2020/2018)
- iPad Pro 11-inch (2022/2021/2020/2018)

Note: Not compatible with other iPad models, iPhone, Android, Microsoft, or any other device. iPad 10 cannot use magnetic attraction for charging.

3. Setup and Charging

3.1 Initial Setup

The ESR Stylus Pencil does not require Bluetooth pairing with your iPad. To activate the stylus, simply double-tap the top of the pencil. Double-tap again to turn it off, or it will automatically power off after 5 minutes of inactivity to conserve battery life.



Image: A hand holding the stylus, indicating the double-tap area at the top for activation.

3.2 Charging

The stylus is equipped with a long-lasting battery, providing up to 13 hours of continuous use on a single charge. Charge the stylus using a USB-C cable. The charging port is located at the end of the pencil.



Image: The stylus with its USB-C port visible, connected to a charging cable, and an icon indicating 13 hours of battery life.

4. Operating Instructions

4.1 Smooth and Precise Operation

Experience smooth, complete lines with no lag and perfect precision. The stylus is designed for accurate and responsive input, whether writing or drawing.



Image: A side-by-side comparison showing the smooth lines produced by the ESR stylus versus a laggy, unresponsive alternative.

4.2 Tilt Sensitivity

The built-in sensor allows you to change the thickness of your lines by adjusting the angle of the nib. This feature enables realistic shading and detailed drawings.



Image: Illustrations showing how tilting the stylus at 90°, 60°, and 45° angles affects line thickness and shading.

4.3 Palm Rejection

Rest your hand naturally on the iPad screen while writing or drawing without causing unintended marks. This feature ensures a comfortable and intuitive user experience.



Image: A user's hand resting on an iPad screen while drawing with the stylus, highlighting the palm rejection feature.

4.4 Secure Magnetic Attachment

For convenient storage and portability, the stylus can magnetically attach to compatible iPad models. This keeps your pencil secure and readily accessible.

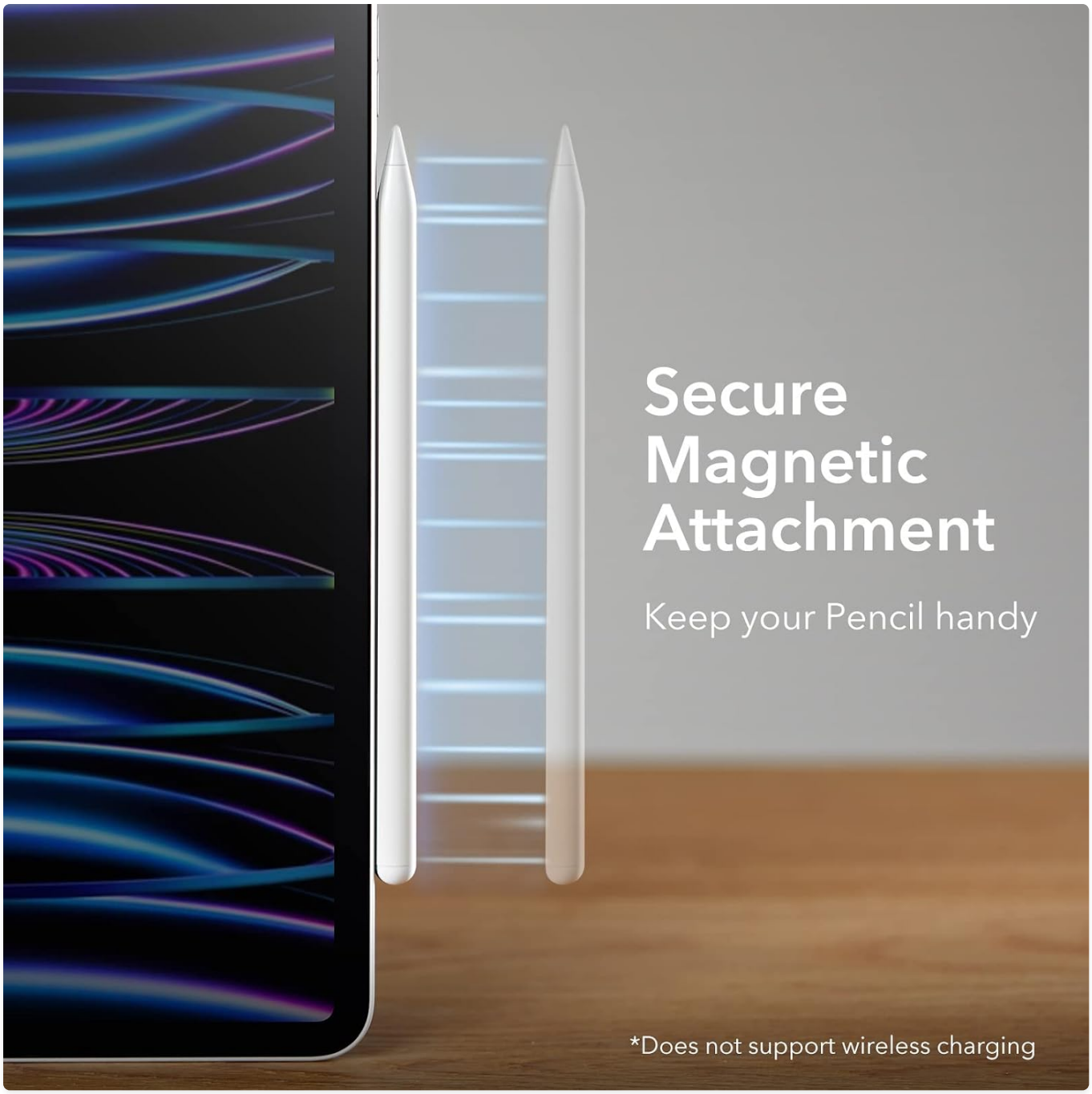

Image: A visual representation of the stylus magnetically attaching to the side of an iPad. Note: This feature does not support wireless charging.

5. Maintenance

5.1 Nib Replacement

The stylus features a durable and replaceable nib designed to withstand everyday use for approximately one year. A replacement nib is included with your purchase. To replace, simply twist the old nib counter-clockwise to remove and twist the new nib clockwise to secure.

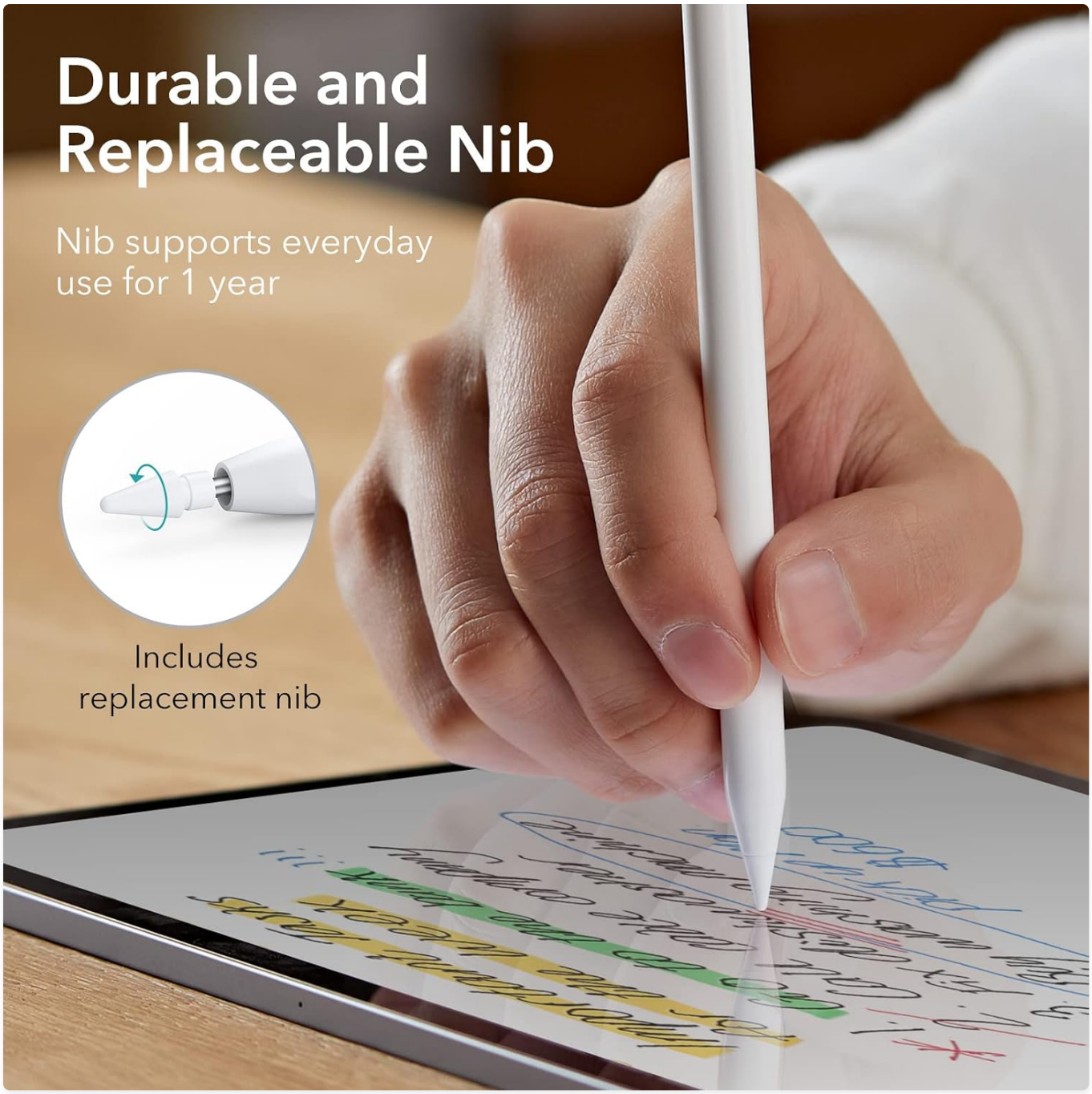

Image: A close-up of the stylus tip with an inset diagram illustrating the twisting motion for nib replacement.

6. Troubleshooting

- **Stylus not responding:** Ensure the stylus is charged. Double-tap the top of the pencil to turn it on. Remember, no Bluetooth pairing is required.
- **Inaccurate or laggy performance:** Ensure your iPad is running iOS 12.2 or above. Restart your iPad and try again. If issues persist, try replacing the nib.
- **Magnetic attachment not working:** Verify your iPad model supports magnetic attachment for the stylus. Note that the iPad 10 does not support magnetic attraction.
- **Battery life shorter than expected:** Ensure the stylus is fully charged. The stylus automatically powers off after 5 minutes of inactivity to prolong battery life.

7. Specifications

Feature	Detail
Product Dimensions	6.42 x 0.35 x 0.35 inches
Item Weight	1.76 ounces (50 Grams)
Model Number	pen_szcx_ipad_wt_bdc_eum
Color	White
Material	Aluminum
Compatible Devices	iPad (2018 or later, iOS 12.2+)
Charging Time	3 Hours
Battery Description	Lithium-Ion

8. Warranty and Support

ESR provides comprehensive customer support for this product, including detailed setup videos and FAQs. The stylus comes with a **12-month warranty** and **lifetime support**. For personalized assistance or to access support resources, please visit the official ESR website or contact their customer service team directly.
For more information, visit the ESR Store on Amazon.

Ask a question about this manual

Ask about setup, troubleshooting, compatibility, parts, safety, or missing instructions. Manuals+ will review the question and use this page's manual context to help answer it.

Name

Anonymous

Email

you@example.com

After a successful submission, we securely hash the supplied account or form email before sending it to Microsoft Advertising for conversion attribution. Privacy details.

Question

Example: How do I reset this device or fix this error?

Details

Model number, symptoms, what you tried, or the section of the manual you are using.

Submit question

Open the live page

https://manuals.plus/asin/B09PG81NGW

More documents and user manuals: **https://manuals.plus/**