

Amazon Basics ASD2401-02

User Manual for Amazon Basics 4V Cordless Stick Screwdriver

Model: ASD2401-02

Brand: Amazon Basics

INTRODUCTION

Thank you for choosing the Amazon Basics 4V Cordless Stick Screwdriver. This versatile tool is designed for various household tasks, offering convenience and efficiency. It comes with a comprehensive 34-piece bit set and a durable carrying case for easy storage and transport. This manual provides essential information for safe operation, maintenance, and troubleshooting.



Image: The Amazon Basics 4V Cordless Stick Screwdriver shown alongside its included carrying case, highlighting the complete package.

SAFETY INFORMATION

Always read and understand all safety warnings and instructions before operating this tool. Failure to follow the warnings and instructions may result in electric shock, fire, and/or serious injury. Keep this manual for future reference.

For detailed safety guidelines, please refer to the official [Safety Information PDF](#) provided by the manufacturer.



Image: An illustrative diagram pointing out key features of the screwdriver, including torque settings, LED light, USB-C charging port, and 1/4-inch quick change collet.

- **Cordless Screwdriver:** The main unit, powered by a built-in 2000mAh Lithium-ion battery.
- **34-Piece Bit Set:** A variety of screwdriver bits for different screw types.
- **Carrying Case:** Durable case for organized storage of the screwdriver and bits.
- **USB-C Charging Cable:** For recharging the screwdriver's internal battery.
- **LED Work Light:** Illuminates the work surface.
- **Torque Settings:** Three adjustable settings for precise control.

SETUP

1. Initial Charging

Before first use, fully charge the screwdriver. Connect the included USB-A to USB-C charging cable to the screwdriver's USB-C port and a compatible USB power source (not included). The battery indicator lights will show charging progress. A full charge typically takes approximately 2-3 hours.

2. Inserting and Removing Bits

The screwdriver features a 1/4-inch quick-change collet. To insert a bit, simply push it firmly into the collet until it clicks into place. To remove, pull the bit straight out. Ensure the bit is securely seated before operation.



Image: A detailed view of the screwdriver's front, showing the bit collet and control buttons.

1. Powering On/Off and Direction Control

The screwdriver is activated by pressing the forward or reverse button. The central button controls the direction of rotation:

- Press the **forward arrow button** to drive screws (clockwise rotation).
- Press the **reverse arrow button** to remove screws (counter-clockwise rotation).
- Release the button to stop the screwdriver.

2. Adjusting Torque Settings

This screwdriver offers 3 torque settings, allowing you to adjust the power output for different applications. The torque setting button is located near the end of the handle. Press the button to cycle through the settings. Higher torque is suitable for larger screws or tougher materials, while lower torque prevents overtightening or damaging delicate surfaces.

3. Using the LED Work Light

The integrated LED work light automatically illuminates the work surface when the screwdriver is in operation, providing better visibility in dimly lit areas.




Image: A person using the Amazon Basics Cordless Stick Screwdriver to install a cabinet hinge, demonstrating its practical application in tight

MAINTENANCE

- **Cleaning:** Wipe the tool with a soft, damp cloth. Do not use harsh chemicals or abrasive cleaners.
- **Storage:** Store the screwdriver and bit set in the provided carrying case in a dry, cool place, away from direct sunlight and moisture.
- **Battery Care:** For optimal battery life, avoid fully discharging the battery frequently. Recharge the battery regularly, even if the tool is not in use for extended periods.

TROUBLESHOOTING

Problem	Possible Cause	Solution
Screwdriver does not turn on.	Battery is depleted.	Charge the battery fully using the provided USB-C cable.
Bit slips or does not engage screw.	Incorrect bit size or worn bit.	Ensure the correct bit size is used for the screw head. Replace worn bits.
Screwdriver stops during operation.	Overload protection activated.	Reduce pressure or switch to a higher torque setting if appropriate. Allow the tool to cool down.

SPECIFICATIONS

Feature	Detail
Model Number	ASD2401-02
Voltage	4V
Battery Type	Built-in 2000mAh Lithium-ion
Max RPM	300 rpm
Max Torque	Up to 22 inch-pounds
Torque Settings	3
Chuck Size	1/4-inch Hex
Charging Port	USB-C (USB-A to USB-C cable included)
Item Weight	10.6 ounces
Product Dimensions	1.38 x 1.42 x 6.97 inches
Material	Plastic, Iron, Copper, Others

Rechargeable 4V Cordless Stick Screwdriver

Includes 34-piece bit set, carrying case and USB cable



Image: The back of the screwdriver showing the product label with model number and electrical specifications.






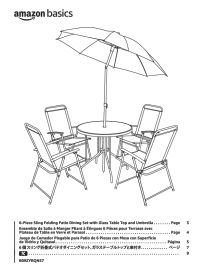
WARRANTY AND SUPPORT

This product is covered by the Power Tool 5-Year Tool Warranty. For full details regarding warranty coverage, terms, and conditions, please refer to the official [Warranty PDF](#).

For customer support or service inquiries, please visit the Amazon Basics Store or contact Amazon customer service.

© 2025 Amazon Basics. All rights reserved.

Related Documents - ASD2401-02

	<p>Amazon Basics by SKIL 4V Cordless Stick Screwdriver Features & Specs</p> <p>Discover the Amazon Basics by SKIL 4V Cordless Stick Screwdriver, a versatile tool featuring USB charging, LED work light, and multiple bit sets for various DIY tasks. Previously branded as Denali.</p>
	<p>Amazon Basics 10-Piece Hard Anodized Non-stick Cookware Set User Manual</p> <p>User manual for the Amazon Basics 10-Piece Hard Anodized Non-stick Stackable Cookware Set, including safety precautions, usage instructions, and care guidelines.</p>
	<p>Amazon Basics Bocce Ball Set with Carrying Case Quick Start Guide</p> <p>This quick start guide from Amazon Basics explains how to set up and play the Bocce Ball Set with Carrying Case. It details components, team formation, court setup, gameplay, scoring, and winning conditions for this outdoor game.</p>
	<p>Amazon Basics Drive Click Torque Wrench User Manual</p> <p>User manual for Amazon Basics Drive Click Torque Wrenches (models B07SZVW98Z, B07SYTQ6FT, B07SV45HRY, B07ST25HJ5). Covers safety, operation, maintenance, and specifications for household use.</p>
	<p>Amazon Basics Car Sound Deadener Installation and Use Guide</p> <p>Comprehensive guide for installing and using Amazon Basics Car Sound Deadener, 14.5 x 10 inches (10-piece pack) and 9.8 x 15.7 inches (34-piece pack). Learn about its features, benefits, and application for automotive soundproofing.</p>
	<p>Amazon Basics 6-Piece Sling Folding Patio Dining Set: Assembly, Safety, and Care Guide</p> <p>Your complete guide to the Amazon Basics 6-Piece Sling Folding Patio Dining Set with Glass Table Top and Umbrella. Learn how to safely assemble, use, clean, and maintain your outdoor furniture. Includes detailed specifications and warranty information.</p>