

Mega Brands HHL97

MEGA Hot Wheels '83 Chevy Silverado Building Toy Instruction Manual

Model: HHL97 | Brand: Mega Brands

INTRODUCTION

This instruction manual provides detailed guidance for assembling and enjoying your MEGA Hot Wheels '83 Chevy Silverado building toy. This set allows you to construct a classic vehicle with authentic details, including a truck bed and front grill, and includes a micro action figure driver.

Safety Information:

WARNING: CHOKING HAZARD - Small Parts. Not for children under 3 years.



Image: The product packaging for the MEGA Hot Wheels '83 Chevy Silverado building toy, showing the assembled truck and micro action figure.

PACKAGE CONTENTS

- 89 building pieces for the '83 Chevy Silverado vehicle.
- 1 posable micro action figure driver.
- Instruction booklet (physical or digital).



Image: Various building pieces for the '83 Chevy Silverado, including wheels, chassis, and body panels, laid out next to a tablet displaying digital assembly instructions.

ASSEMBLY INSTRUCTIONS

Follow these steps to assemble your '83 Chevy Silverado building toy. Refer to the included instruction booklet or digital guide for detailed diagrams.

1. **Unpack Components:** Carefully remove all 89 building pieces and the micro action figure from the packaging.
2. **Identify Base Structure:** Begin by identifying the chassis and larger base pieces.
3. **Build Chassis:** Assemble the foundational structure of the truck, ensuring all connections are secure.
4. **Add Body Panels:** Attach the red and white body panels to form the truck's exterior, including the classic truck bed.
5. **Install Wheels:** Securely attach the rolling wheels to the axle points on the chassis.
6. **Assemble Cabin:** Construct the cabin, including the windshield and roof sections.
7. **Detailing:** Add smaller details such as the front grill, mirrors, and any decorative elements.
8. **Prepare Micro Action Figure:** Position the micro action figure as desired.

9. **Place Driver:** Sit the micro action figure in the driver's seat of the assembled truck.



Image: A child carefully connecting building blocks to construct the red and white '83 Chevy Silverado truck, with various pieces and the micro action figure laid out on a table.

OPERATION AND PLAY

Once assembled, your MEGA Hot Wheels '83 Chevy Silverado is ready for play.

- **Rolling Wheels:** The truck features functional rolling wheels, allowing it to be pushed and raced across surfaces.
- **Micro Action Figure:** The included micro action figure can be placed in the driver's seat to enhance imaginative play scenarios.
- **Customization:** This set's pieces are compatible with other MEGA building sets, allowing for creative customization and combination with other models in the series (sold separately).



Image: The fully assembled red and white '83 Chevy Silverado building toy, featuring a micro action figure standing beside it, ready for play.

MAINTENANCE AND CARE

To ensure the longevity of your building toy, follow these simple care guidelines:

- **Cleaning:** Wipe pieces with a soft, dry cloth. For stubborn dirt, a slightly damp cloth can be used, followed by immediate drying. Avoid harsh chemicals or abrasive cleaners.
- **Storage:** Store the assembled toy or individual pieces in a clean, dry place away from direct sunlight and extreme temperatures to prevent discoloration or warping.
- **Handling:** Handle the toy with care to prevent pieces from breaking or becoming detached.

TROUBLESHOOTING

If you encounter any issues during assembly or play, consider the following:

- **Missing Pieces:** Double-check all packaging and the play area. If a piece is genuinely missing, contact customer support.
- **Difficulty Connecting Pieces:** Ensure pieces are aligned correctly. Apply gentle, even pressure. Avoid forcing pieces together, as this can cause damage.
- **Loose Connections:** Re-examine the connection points. Some pieces may require a firm snap to secure properly.

SPECIFICATIONS

Feature	Detail
Product Model Number	HHL97

Brand	Mega Brands
Number of Pieces	89
Recommended Age	5 years and up
Product Dimensions (L x W x H)	5 x 2.25 x 1.5 inches (12.7 x 5.7 x 3.8 cm)
Item Weight	5.8 ounces (164.4 grams)
Release Date	June 4, 2022
Manufacturer	Mattel

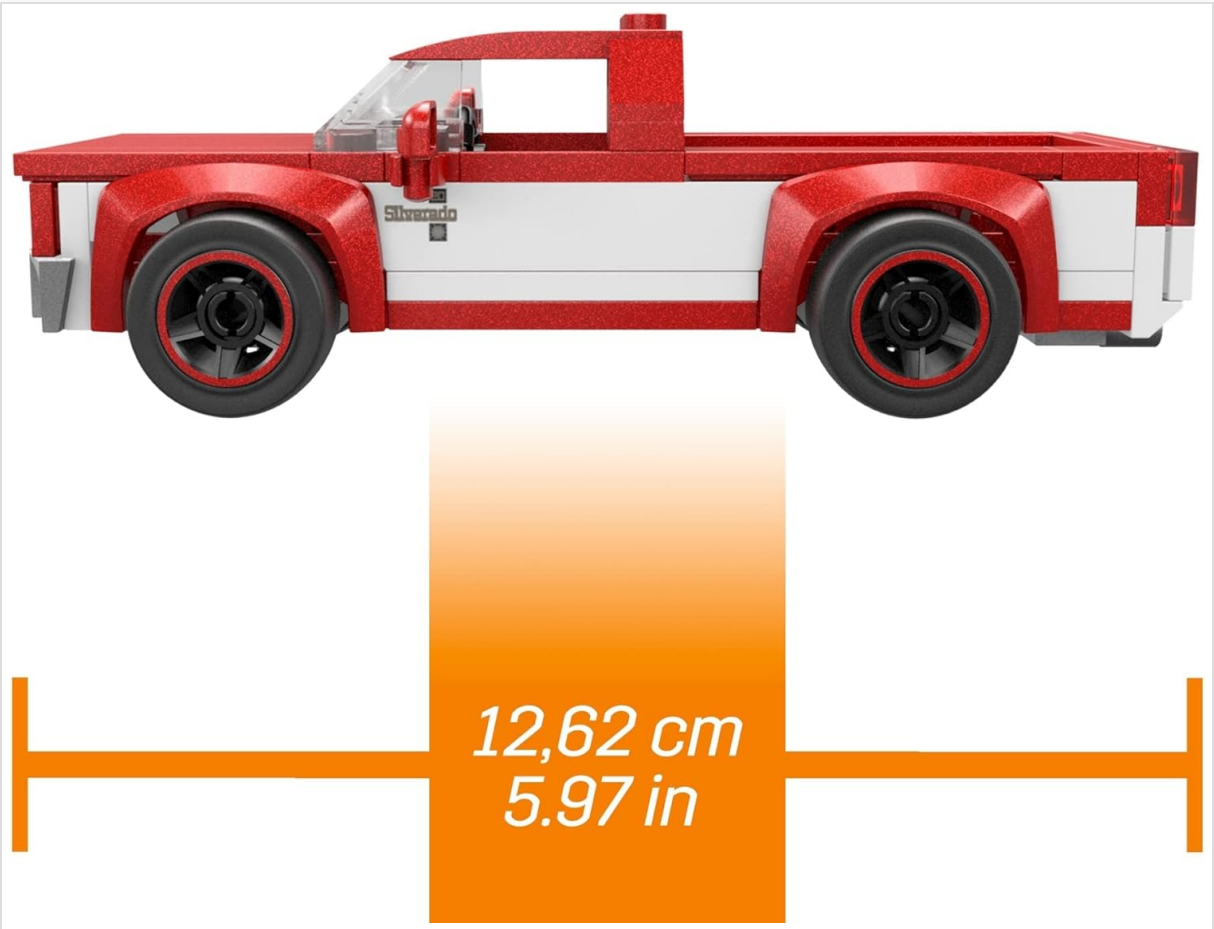


Image: A side profile of the assembled '83 Chevy Silverado building toy, indicating its length as 12.62 cm (5.97 inches).

WARRANTY INFORMATION







Specific warranty details for this product are not provided in the available information. Please refer to the manufacturer's official website or contact their customer service for any warranty-related inquiries.

CUSTOMER SUPPORT

For further assistance, questions, or to explore other products, please visit the official Mega Brands store or contact their customer service department.

[Visit the Mega Brands Store](#)

Related Documents - HHL97

	<p>MEGA Hot Wheels HW V8 Bomber Monster Truck Building Instructions</p> <p>Step-by-step building instructions for the MEGA Hot Wheels HW V8 Bomber Monster Truck construction set (HHD17). Includes assembly guidance, part identification, and safety information.</p>
	<p>MEGA Masters of the Universe Havoc Staff HFC45 Building Set Instructions</p> <p>Step-by-step building instructions for the MEGA Masters of the Universe Havoc Staff HFC45 construction set. Learn how to assemble this collectible toy from Mattel.</p>
	<p>UNSC Hornet vs. Covenant Vampire Construction Set Assembly Instructions</p> <p>Detailed assembly instructions for the MEGA Brands Halo UNSC Hornet vs. Covenant Vampire construction set, including part lists and step-by-step visual guides.</p>
	<p>MEGA Hot Wheels '83 Chevy Silverado Building Set Instructions</p> <p>Step-by-step building instructions for the MEGA Hot Wheels '83 Chevy Silverado construction toy set. Includes parts list, assembly guide, and product information.</p>
	<p>MEGA Hot Wheels Monster Trucks Tiger Shark Chomp Course Building Instructions</p> <p>Step-by-step building instructions for the MEGA Hot Wheels Monster Trucks Tiger Shark Chomp Course playset (model HKF88). Includes parts list, assembly guides, and safety information.</p>
	<p>MEGA Hot Wheels Monster Trucks Race Ace HDJ93 Building Instructions</p> <p>Step-by-step guide to building the MEGA Hot Wheels Monster Trucks Race Ace (model HDJ93) toy set. Learn how to assemble the monster truck and its driver figure.</p>

Documents - Mega Brands – HHL97



[MEGA Hot Wheels '83 Chevy Silverado Building Set Instructions](#)

Step-by-step building instructions for the MEGA Hot Wheels '83 Chevy Silverado construction toy set. Includes parts list, assembly guide, and product information.

lang:es score:33 filesize: 4.18 M page_count: 32 document date: 2022-09-27



[MEGA Hot Wheels HW Demo Derby Monster Truck \(HHD18\) Building Instructions](#)

Detailed assembly guide for the MEGA Hot Wheels HW Demo Derby Monster Truck (HHD18). Learn how to build this iconic vehicle with step-by-step instructions from MEGA Brands.

lang:nl **score:14** filesize: 9.97 M page_count: 56 document date: 2022-04-29



[MEGA-WREX Monster Truck Building Instructions](#)

Detailed assembly guide for the MEGA-WREX Monster Truck building set by MEGA, featuring Hot Wheels Monster Trucks. Learn how to build and customize your vehicle.

lang:de **score:14** filesize: 7.07 M page_count: 56 document date: 2022-05-17



[MEGA Hot Wheels HW 5-Alarm Monster Truck \(HHD19\) Building Instructions](#)

Detailed step-by-step building instructions for the MEGA Hot Wheels HW 5-Alarm Monster Truck construction set (HHD19). Includes parts list and safety warnings.

lang:es **score:13** filesize: 53.82 M page_count: 76 document date: 2022-10-27