

Mega Brands HHM97

MEGA BLOKS First Builders Toddler Blocks Set Instruction Manual

Model: HHM97

INTRODUCTION

Welcome to the world of creative building with your new MEGA BLOKS First Builders Toddler Blocks Set. This set is designed to inspire imagination and develop fine motor skills in toddlers aged 1 year and up. With 300 large, easy-to-handle blocks and special pieces, your child can build anything they imagine, from towering castles to friendly animals.

This manual provides essential information on setting up, playing with, maintaining, and troubleshooting your MEGA BLOKS set. Please read it carefully to ensure a safe and enjoyable experience for your child.

WHAT'S IN THE BOX

Your MEGA BLOKS First Builders set includes:

- 300 assorted big building blocks in various colors and shapes.
- Special pieces including flag blocks, a wheelbase, and blocks decorated with eyes, letters (ABC), and numbers (123).
- 1 reusable storage bag for easy cleanup and portability.



Figure 1: The MEGA BLOKS Even Bigger Building Bag, showcasing the 300 colorful blocks and the convenient storage bag. Two children are depicted playing with the blocks on the bag's design.

SETUP AND FIRST USE

1. **Unpack:** Carefully remove all blocks and the storage bag from the packaging.
2. **Inspect:** Before first use, inspect all blocks for any damage or sharp edges. Discard any damaged pieces.
3. **Clean (Optional):** For initial cleaning, wipe blocks with a damp cloth and mild soap, then air dry. Do not immerse the storage bag in water.
4. **Prepare Play Area:** Ensure a clean, flat, and safe play surface for your child.



Figure 2: A close-up view of various MEGA BLOKS pieces, highlighting the different shapes, colors, and special blocks featuring letters (A, B, C, etc.) and numbers (1, 2, 3, etc.), along with a wheelbase for building vehicles.

OPERATING AND CREATIVE PLAY

MEGA BLOKS are designed for easy stacking and pulling apart, perfect for little hands. Encourage your child to explore and create freely.

Building Concepts:

- **Stacking:** Show your child how to press one block onto another to connect them.
- **Pulling Apart:** Demonstrate how to gently pull blocks apart.
- **Color Recognition:** Use the different colored blocks to teach color names.
- **Letter and Number Learning:** Utilize the special ABC and 123 blocks to introduce early literacy and numeracy concepts.
- **Vehicle Creation:** Attach blocks to the wheelbase to build cars, trains, or other moving creations.



Figure 3: Two toddlers engaged in building a tall, colorful structure using a variety of MEGA BLOKS, demonstrating collaborative and imaginative play.



Figure 4: A toddler carefully stacking blue and purple MEGA BLOKS, topped with a yellow flag piece, illustrating the ease of assembly and focus during play.

Your browser does not support the video tag.

Video 1: Product Overview Video. This video provides a brief overview of the MEGA BLOKS First Builders set, demonstrating how the blocks connect and highlighting their diverse shapes and designs. It also shows the storage bag and emphasizes the development of motor skills and creativity.

Your browser does not support the video tag.

Video 2: HHM97-Mega Building Blocks. This video showcases various building possibilities with the MEGA BLOKS, including constructing animals, towers, and vehicles, demonstrating the versatility of the set.

MAINTENANCE AND CARE

- **Cleaning Blocks:** Blocks can be wiped clean with a damp cloth and mild soap. For deeper cleaning, they can be washed in a mesh laundry bag on a gentle cycle in a washing machine with cold water, then air dried.

- **Cleaning Bag:** Wipe the storage bag with a damp cloth. Do not machine wash or submerge the bag in water.
- **Storage:** Always store blocks in the provided reusable bag after playtime to keep them organized and prevent loss. Store in a cool, dry place away from direct sunlight.



Figure 5: A toddler on the floor connecting MEGA BLOKS pieces to form a train, illustrating hands-on engagement and the development of motor skills.



Figure 6: Colorful MEGA BLOKS being poured out of their reusable storage bag, demonstrating the ease of access and the abundance of pieces for play.

TROUBLESHOOTING

Problem	Possible Cause	Solution
Blocks not connecting easily.	Dust or debris on pegs/sockets.	Clean blocks thoroughly as per maintenance instructions.
Blocks too loose/falling apart.	Wear and tear from extensive use.	This is normal over time. Ensure blocks are fully pressed together. Consider replacing heavily worn pieces if available.
Missing pieces.	Blocks misplaced during play.	Check under furniture, in toy bins, and other play areas. Encourage consistent cleanup after each play session.

SPECIFICATIONS

- **Product Dimensions:** 12 x 16 x 32 inches
- **Item Weight:** 1.63 pounds
- **Model Number:** HHM97
- **Manufacturer Recommended Age:** 12 months and up
- **Number of Pieces:** 300
- **Material:** Durable Plastic
- **Manufacturer:** Mattel
- **Release Date:** July 9, 2022

SAFETY INFORMATION


Please ensure adult supervision during playtime. While MEGA BLOKS are designed for safety, small parts could pose a choking hazard if broken or misused. Regularly inspect all pieces for damage.






WARRANTY AND SUPPORT

For warranty information, product support, or to inquire about replacement parts, please visit the official [Mega Brands Store](#) or contact Mattel customer service directly. Contact details can typically be found on the manufacturer's website or product packaging.

© 2024 Mega Brands. All rights reserved.

Related Documents - HHM97

	<p>MEGA Masters of the Universe Havoc Staff HFC45 Building Set Instructions</p> <p>Step-by-step building instructions for the MEGA Masters of the Universe Havoc Staff HFC45 construction set. Learn how to assemble this collectible toy from Mattel.</p>
---	--

	<p>MEGA Hot Wheels HW V8 Bomber Monster Truck Building Instructions</p> <p>Step-by-step building instructions for the MEGA Hot Wheels HW V8 Bomber Monster Truck construction set (HHD17). Includes assembly guidance, part identification, and safety information.</p>
	<p>UNSC Hornet vs. Covenant Vampire Construction Set Assembly Instructions</p> <p>Detailed assembly instructions for the MEGA Brands Halo UNSC Hornet vs. Covenant Vampire construction set, including part lists and step-by-step visual guides.</p>
	<p>Mega Bloks Peek A Blocks Underwater Adventure (GNW64) Building Set Instructions</p> <p>Step-by-step assembly instructions and product features for the Mega Bloks Peek A Blocks Underwater Adventure building set (GNW64), designed to nurture toddler motor skills and imagination. Features include easy-grip, stackable blocks and interactive play elements like slides and characters.</p>
	<p>Mega Construx Halo Forgehog vs. Banished Goliath (FVK36) Building Set Instructions</p> <p>Step-by-step assembly instructions for the Mega Construx Halo Forgehog vs. Banished Goliath building set (FVK36). Includes parts list and detailed textual descriptions of assembly steps for the vehicle and figures.</p>
	<p>MEGA Bloks ABC Musical Train (FWK22) - User Guide</p> <p>Explore the MEGA Bloks ABC Musical Train (Model FWK22). This guide provides essential information on battery installation, safety precautions, and proper disposal for this educational children's toy.</p>